

## DUT and SAR Set-up Photos

### Overall Dimensions\_DUT



Front View of the DUT



Rear View of the DUT




## Setup Photos

Handset Vertical and Horizontal Reference Lines for DUT




## Head Exposure Conditions


Left Touch



Left Tilt (15°)



Right Touch




Right Tilt (15°)



## Body-worn Accessory Exposure Conditions

Rear (15 mm)



Front (15 mm)





## Hotspot Exposure Conditions


Rear (10 mm)



Front (10 mm)



Edge 1 (10 mm)




Edge 2 (10 mm)






Edge 3 (10 mm)



Edge 4 (10 mm)



## Product Specific 10-g Exposure Conditions

Rear (0 mm)



Rear (14 mm)




Rear (8 mm)




Front (0 mm)




Edge 1 (0 mm)




Edge 3 (0 mm)



Edge 4 (14 mm)



Edge 4 (0 mm)





## Antenna Dimensions & Separation Distances of DUT\_Folder Opened

(Antennas and wireless bands were indicated only those applied to SAR test.)

- ① Main 1 Ant. (Tx&Rx)  
GSM 850, GSM 1900  
WCDMA B II, IV, V  
CDMA BC0, BC1,  
BC10  
LTE B2, 4, 5, 12,  
13,14, 25, 26,66,71

- ② Main 2 Ant. (Tx&Rx)  
LTE B7, B30, B38,  
B41

- ③ Wi-Fi Ant.(Tx&Rx)  
2.4 GHz/ 5GHz  
BT

