






# TEST REPORT

<p><b>KCTL KCTL Inc.</b>          65, Sinwon-ro, Yeongtong-gu,          Suwon-si, Gyeonggi-do, 16677, Korea          TEL: 82-31-285-0894 FAX: 82-505-299-8311  <a href="http://www.kctl.co.kr">www.kctl.co.kr</a></p>	<p>Report No.:          KR20-SRF0286-B          Page (1) of (220)</p>	
<p><b>1. Client</b></p>		
<p>◦ Name : Samsung Electronics Co., Ltd.          ◦ Address : 129, Samsung-ro, Yeongtong-gu, Suwon-si, Gyeonggi-do, 16677, Rep. of Korea          ◦ Date of Receipt : 2020-10-13</p>		
<p><b>2. Use of Report</b> : Certification</p>		
<p><b>3. Name of Product / Model</b> : Mobile phone / SM-A125M/DS</p>		
<p><b>4. Manufacturer / Country of Origin</b> : Samsung Electronics Co., Ltd. / Vietnam</p>		
<p><b>5. FCC ID</b> : A3LSMA125M</p>		
<p><b>6. Date of Test</b> : 2020-10-26 to 2020-11-12</p>		
<p><b>7. Location of Test</b> : <input checked="" type="checkbox"/> Permanent Testing Lab <input type="checkbox"/> On Site Testing (Address: Address of testing location)</p>		
<p><b>8. Test method used</b> : FCC Part 2          FCC Part 22 subpart H          FCC Part 24 subpart E          FCC Part 27 subpart C</p>		
<p><b>9. Test Results</b> : Refer to the test result in the test report</p>		
<p>Affirmation</p>	<p>Tested by          Name : Taeyoung Kim </p>	<p>Technical Manager          Name : Seungyong Kim </p>
<p>2020-11-24</p>		
<p><b>KCTL Inc.</b></p>		
<p>As a test result of the sample which was submitted from the client, this report does not guarantee the whole product quality. This test report should not be used and copied without a written agreement by KCTL Inc.</p>		

**REPORT REVISION HISTORY**

Date	Revision	Page No
2020-11-17	Originally issued	-
2020-11-19	Updated	8
2020-11-24	Updated	5

*This report shall not be reproduced except in full, without the written approval of KCTL Inc. This document may be altered or revised by KCTL Inc. personnel only, and shall be noted in the revision section of the document. Any alteration of this document not carried out by KCTL Inc. will constitute fraud and shall nullify the document. This test report is a general report that does not use the KOLAS accreditation mark and is not related to KS Q ISO/IEC 17025 and KOLAS accreditation.*

Note. The report No. KR20-SRF0286-A is superseded by the report No. KR20-SRF0286-B.

**General remarks for test reports**

Nothing significant to report.

## CONTENTS

1.	General information .....	4
2.	Device information .....	4
2.1.	Accessory information .....	6
2.2.	Frequency/channel operations.....	6
3.	Maximum ERP/EIRP power.....	9
4.	Summary of tests .....	12
4.1.	Worst case orientation .....	13
5.	Measurement uncertainty .....	14
6.	Measurement results explanation example .....	15
7.	Test results .....	16
7.1.	Conducted output power.....	16
7.2.	99% Occupied Bandwidth & 26 dB Bandwidth.....	36
7.3.	Spurious Emissions at Antenna Terminal.....	102
7.4.	Band Edge Emissions at Antenna Terminal .....	132
7.5.	Peak to Average Power Ratio (PAPR) .....	177
7.6.	Frequency stability .....	194
7.7.	Radiated Power (ERP/EIRP) .....	202
7.8.	Radiated Spurious Emissions .....	211
8.	Measurement equipment .....	220

## 1. General information

Client : Samsung Electronics Co., Ltd.  
Address : 129, Samsung-ro, Yeongtong-gu, Suwon-si, Gyeonggi-do, 16677,  
Rep. of Korea  
Manufacturer : Samsung Electronics Co., Ltd.  
Address : 129, Samsung-ro, Yeongtong-gu, Suwon-si, Gyeonggi-do, 16677,  
Rep. of Korea  
Factory : SAMSUNG ELECTRONICS VIETNAM CO.,LTD.  
Address : Yenphong1-I.P YenTrung Commune, Yenphong Dist., Bac Ninh Province,  
Vietnam  
Factory : Samsung India Electronics PVT. Ltd  
Address : B-1, Sector-81, Phase-II NOIDA U.P. India  
Factory : Samsung Electronics Vietnam Thai Nguyen Co., Ltd  
Address : Yen Binh Industrial Zone, Pho Ten Dist., Thai Nguyen Province, Vietnam  
Laboratory : KCTL Inc.  
Address : 65, Sinwon-ro, Yeongtong-gu, Suwon-si, Gyeonggi-do, 16677, Korea  
Accreditations : FCC Site Designation No: KR0040, FCC Site Registration No: 687132  
VCCI Registration No. : R-20080, G-20078, C-20059, T-20056  
Industry Canada Registration No. : 8035A  
KOLAS No.: KT231

## 2. Device information

Equipment under test : Mobile phone  
Model : SM-A125M/DS  
Derivative model : SM-A125M  
Modulation technique : Bluetooth(BDR/EDR)\_GFSK,  $\pi/4$ DQPSK, 8DPSK  
Bluetooth(BLE)\_GFSK  
WIFI(802.11b/g/n)\_DSSS, OFDM  
LTE\_QPSK, 16QAM, 64QAM  
WCDMA\_QPSK  
GSM\_GMSK, 8-PSK  
Number of channels : Bluetooth(BDR/EDR)\_79 ch / Bluetooth(BLE)\_40 ch  
802.11b/g/n\_HT20 : 13 ch  
Power source : DC 3.85 V  
Antenna specification : LTE/WCDMA\_LDS Antenna  
WIFI/Bluetooth(BDR/EDR/BLE)\_LDS Antenna

Antenna gain : WIFI/Bluetooth(BDR/EDR/BLE)\_ -4.40 dBi

Frequency range : Bluetooth(BDR/EDR/BLE)\_ 2 402 MHz ~ 2 480 MHz  
2 412 MHz ~ 2 472 MHz (802.11b/g/n\_HT20)  
LTE Band 2\_1 850.7 MHz ~ 1 909.3 MHz  
LTE Band 4\_1 710.7 MHz ~ 1 754.3 MHz  
LTE Band 5\_ 824.7 MHz ~ 848.3 MHz  
LTE Band 12\_ 699.7 MHz ~ 715.3 MHz  
LTE Band 17\_ 706.5 MHz ~ 713.5 MHz  
LTE Band 26\_ 824.7 MHz ~ 848.3 MHz, 814.7 MHz ~ 823.3 MHz  
LTE Band 41\_ 2 498.5 MHz ~ 2 687.5 MHz  
LTE Band 66\_ 1 710.7 MHz ~ 1 779.3 MHz  
GSM 850\_ 824.2 MHz ~ 848.8 MHz  
GSM 1900\_ 1 850.2 MHz ~ 1 909.8 MHz  
WCDMA 850\_ 826.4 MHz ~ 846.6 MHz  
WCDMA 1700\_ 1 712.4 MHz ~ 1 752.6 MHz  
WCDMA 1900\_ 1 852.4 MHz ~ 1 907.6 MHz

Software version : A125M.001

Hardware version : REV1.0

Test device serial No. : Conducted(R38N90179CR, R38NA00DAAZ)  
Radiated(R38N9017AKT)

Operation temperature : -30 °C ~ 50 °C

**Note.** The Product equality letter includes detailed information about the differences between basic and derivative model.

## 2.1. Accessory information

Equipment	Manufacturer	Model	Serial No.	Power source	FCC ID
Travel Adapter	SOLU-M	EP-TA200	R37M12L1AC1 HM3	Input : 100-240V, 50-60Hz (0.5A) Output : 9.0V, 1.67A or 5.0V, 2.0A	-
Data Cable	RFTECH	EP-DT725BBE	-	-	-

## 2.2. Frequency/channel operations

This device contains the following capabilities:

WiFi (802.11b/g/n), Bluetooth (BDR/EDR/BLE)

LTE Band 2, LTE Band 4, LTE Band 5, LTE Band 12, LTE Band 17, LTE Band 26, LTE Band 41, LTE Band 66, GSM 850, GSM 1900, WCDMA 850, WCDMA 1700, WCDMA 1900

### LTE Band 2

Ch.	Frequency (MHz)
18607	1 850.7
18900	1 880.0
19193	1 909.3

Table 2.2.1. 1.4M BW

Ch.	Frequency (MHz)
18615	1 851.5
18900	1 880.0
19185	1 908.5

Table 2.2.2. 3M BW

Ch.	Frequency (MHz)
18625	1 852.5
18900	1 880.0
19175	1 907.5

Table 2.2.3. 5M BW

Ch.	Frequency (MHz)
18650	1 855.0
18900	1 880.0
19150	1 905.0

Table 2.2.4. 10M BW

Ch.	Frequency (MHz)
18675	1 857.5
18900	1 880.0
19125	1 902.5

Table 2.2.5. 15M BW

Ch.	Frequency (MHz)
18700	1 860.0
18900	1 880.0
19100	1 900.0

Table 2.2.6. 20M BW

**LTE Band 4**

Ch.	Frequency (MHz)
19957	1 710.7
20175	1 732.5
20393	1 754.3

Table 2.2.7. 1.4M BW

Ch.	Frequency (MHz)
19965	1 711.5
20175	1 732.5
20385	1 753.5

Table 2.2.8. 3M BW

Ch.	Frequency (MHz)
19975	1 712.5
20175	1 732.5
20375	1 752.5

Table 2.2.9. 5M BW

Ch.	Frequency (MHz)
20000	1 715.0
20175	1 732.5
20350	1 750.0

Table 2.2.10. 10M BW

Ch.	Frequency (MHz)
20025	1 717.5
20175	1 732.5
20325	1 747.5

Table 2.2.11. 15M BW

Ch.	Frequency (MHz)
20050	1 720.0
20175	1 732.5
20300	1 745.0

Table 2.2.12. 20M BW

**LTE Band 5**

Ch.	Frequency (MHz)
20407	824.7
20525	836.5
20643	848.3

Table 2.2.13. 1.4M BW

Ch.	Frequency (MHz)
20415	825.5
20525	836.5
20635	847.5

Table 2.2.14. 3M BW

Ch.	Frequency (MHz)
20425	826.5
20525	836.5
20625	846.5

Table 2.2.15. 5M BW

Ch.	Frequency (MHz)
20450	829.0
20525	836.5
20600	844.0

Table 2.2.16. 10M BW

**LTE Band 12**

Ch.	Frequency (MHz)
23017	699.7
23095	707.5
23173	715.3

Table 2.2.17. 1.4M BW

Ch.	Frequency (MHz)
23025	700.5
23095	707.5
23165	714.5

Table 2.2.18. 3M BW

Ch.	Frequency (MHz)
23035	701.5
23095	707.5
23155	713.5

Table 2.2.19. 5M BW

Ch.	Frequency (MHz)
23060	704.0
23095	707.5
23130	711.0

Table 2.2.20. 10M BW

**LTE Band 17**

Ch.	Frequency (MHz)
23755	706.5
23790	710.0
23825	713.5

Table 2.2.21. 5M BW

Ch.	Frequency (MHz)
23780	709.0
23790	710.0
23800	711.0

Table 2.2.22. 10M BW

**LTE Band 26**

Ch.	Frequency (MHz)
26797	824.7
26915	836.5
27033	848.3

Table 2.2.23. 1.4M BW

Ch.	Frequency (MHz)
26805	825.5
26915	836.5
27025	847.5

Table 2.2.24. 3M BW

Ch.	Frequency (MHz)
26815	826.5
26915	836.5
27015	846.5

Table 2.2.25. 5M BW

Ch.	Frequency (MHz)
26840	829.0
26915	836.5
26990	844.0

Table 2.2.26. 10M BW

Ch.	Frequency (MHz)
26865	831.5
26915	836.5
26965	841.5

Table 2.2.27. 15M BW

**LTE Band 41**

Ch.	Frequency (MHz)
39675	2 498.5
40620	2 593.0
41565	2 687.5

Table 2.2.28. 5M BW

Ch.	Frequency (MHz)
39700	2 501.0
40620	2 593.0
41540	2 685.0

Table 2.2.29. 10M BW

Ch.	Frequency (MHz)
39725	2 503.5
40620	2 593.0
41515	2 682.5

Table 2.2.30. 15M BW

Ch.	Frequency (MHz)
39750	2 506.0
40620	2 593.0
41490	2 680.0

Table 2.2.31. 20M BW

**LTE Band 66**

Ch.	Frequency (MHz)
131979	1 710.7
132322	1 745.0
132665	1 779.3

Table 2.2.32. 1.4M BW

Ch.	Frequency (MHz)
131987	1 711.5
132322	1 745.0
132657	1 778.5

Table 2.2.33. 3M BW

Ch.	Frequency (MHz)
131997	1 712.5
132322	1 745.0
132647	1 777.5

Table 2.2.34. 5M BW

Ch.	Frequency (MHz)
132022	1 715.0
132322	1 745.0
132622	1 775.0

Table 2.2.35. 10M BW

Ch.	Frequency (MHz)
132047	1 717.5
132322	1 745.0
132597	1 772.5

Table 2.2.36. 15M BW

Ch.	Frequency (MHz)
132072	1 720.0
132322	1 745.0
132572	1 770.0

Table 2.2.37. 20M BW

**Notes:**

1. LTE Band 17 (704-716MHz) is covered by LTE Band 12 (698-716MHz ) because it is a subset of LTE B12 with lower tune up power.
2. LTE Band 66(1 710 - 1 780 MHz) overlaps the entire frequency range of LTE Band 4(1 710 - 1 755 MHz) and they have same maximum tune-up power. Therefore, test data provided in this report covers Band 4 as well as Band 66 subpart to Part27.



**3. Maximum ERP/EIRP power****LTE Band 2**

Mode	Tx frequency (MHz)	Emission designator	EIRP	
			Max. power (dBm)	Max. power (W)
LTE Band 2	1 850.7 ~ 1 909.3	1M10G7D	21.50	0.141
		1M10W7D	20.91	0.123
	1 851.5 ~ 1 908.5	2M70G7D	21.74	0.149
		2M69W7D	20.84	0.121
	1 852.5 ~ 1 907.5	4M52G7D	21.73	0.149
		4M52W7D	20.71	0.118
	1 855.0 ~ 1 905.0	8M99G7D	<b>21.77</b>	<b>0.150</b>
		8M99W7D	21.03	0.127
	1 857.5 ~ 1 902.5	13M5G7D	21.55	0.143
		13M5W7D	20.91	0.123
	1 860.0 ~ 1 900.0	18M0G7D	21.41	0.138
		18M0W7D	20.67	0.117

**LTE Band 5**

Mode	Tx frequency (MHz)	Emission designator	ERP	
			Max. power (dBm)	Max. power (W)
LTE Band 5	824.7 ~ 848.3	1M10G7D	21.14	0.130
		1M10W7D	20.26	0.106
	825.5 ~ 847.5	2M69G7D	21.31	0.135
		2M69W7D	20.63	0.116
	826.5 ~ 846.5	4M51G7D	21.56	0.143
		4M50W7D	20.79	0.120
	829.0 ~ 844.0	8M99G7D	<b>21.92</b>	<b>0.156</b>
		8M99W7D	21.21	0.132

**LTE Band 12/17**

Mode	Tx frequency (MHz)	Emission designator	ERP	
			Max. power (dBm)	Max. power (W)
LTE Band 12	699.7 ~ 715.3	1M10G7D	<b>19.26</b>	<b>0.084</b>
		1M10W7D	18.31	0.068
	700.5 ~ 714.5	2M69G7D	19.15	0.082
		2M69W7D	18.25	0.067
LTE Band 12/17	701.5 ~ 713.5	4M53G7D	19.14	0.082
		4M52W7D	18.32	0.068
	704.0 ~ 711.0	8M99G7D	19.11	0.081
		8M99W7D	18.34	0.068

**LTE Band 26**

Mode	Tx frequency (MHz)	Emission Designator	ERP	
			Max. power (dBm)	Max. power (W)
LTE Band 26	824.7 ~ 848.3	1M10G7D	20.02	0.100
		1M10W7D	19.08	0.081
	825.5 ~ 847.5	2M69G7D	<b>20.60</b>	<b>0.115</b>
		2M69W7D	19.97	0.099
	826.5 ~ 846.5	4M51G7D	19.59	0.091
		4M50W7D	18.39	0.069
	829.0 ~ 844.0	8M99G7D	19.96	0.099
		8M99W7D	19.15	0.082
	831.5 ~ 841.5	13M5G7D	19.55	0.090
		13M5W7D	18.92	0.078

**LTE Band 41**

Mode	Tx frequency (MHz)	Emission designator	EIRP	
			Max. power (dBm)	Max. power (W)
LTE Band 41	2 498.5 ~ 2 687.5	4M51G7D	<b>25.56</b>	<b>0.360</b>
		4M53W7D	23.59	0.229
	2 501.0 ~ 2 685.0	9M02G7D	24.69	0.294
		8M99W7D	24.05	0.254
	2 503.5 ~ 2 682.5	13M5G7D	24.96	0.313
		13M5W7D	24.66	0.292
	2 506.0 ~ 2 680.0	18M0G7D	24.30	0.269
		18M0W7D	23.76	0.238

**LTE Band 66/4**

Mode	Tx frequency (MHz)	Emission designator	EIRP	
			Max. power (dBm)	Max. power (W)
LTE Band 66/4	1 710.7 ~ 1 779.3	1M10G7D	<b>22.74</b>	<b>0.188</b>
		1M10W7D	21.80	0.151
	1 711.5 ~ 1 778.5	2M69G7D	22.59	0.182
		2M69W7D	21.82	0.152
	1 712.5 ~ 1 777.5	4M52G7D	22.54	0.179
		4M55W7D	21.61	0.145
	1 715.0 ~ 1 775.0	9M02G7D	22.53	0.179
		9M02W7D	21.65	0.146
	1 717.5 ~ 1 772.5	13M6G7D	22.56	0.180
		13M5W7D	21.48	0.141
	1 720.0 ~ 1 770.0	18M1G7D	22.47	0.177
		18M0W7D	21.59	0.144

**4. Summary of tests**

FCC Part section(s)	Parameter	Test Limit	Test Condition	Test results
2.1046	Conducted Output Power	N/A	Conducted	Pass
2.1049	Occupied Bandwidth & 26 dB Bandwidth	N/A		Pass
2.1051 22.917(a) 24.238(a) 27.53(g),(h),(m)	Band Edge Emissions at Antenna Terminal	<43 + 10Log <sub>10</sub> (P) dB for all out of band emissions,		Pass
	Spurious Emissions at Antenna Terminal	<65 + 10Log <sub>10</sub> (P) dB, Undesirable emissions must Meet the limits detailed in 27.53(m).		Pass
24.232(d) 27.50(d)(5)	Peak to Average Power Ratio	< 13 dB		Pass
2.1055 22.355	Frequency stability	< 2.5 ppm		Pass
24.235 27.54		Emission must remain in band		
22.913(a)(5) 27.50(c)(10)	Effective Radiated Power	< 7 Watts max. ERP	Pass	
		< 3 Watts max. ERP	Pass	
24.232(c) 27.50(h)(2)	Equivalent Isotropic Radiated Power	< 2 Watts max. EIRP	Pass	
27.50(d)(4)		< 1 Watts max. EIRP	Pass	
2.1053 22.917(a) 24.238(a) 27.53(g),(h),(m)	Radiated Spurious Emissions	<43 + 10Log <sub>10</sub> (P) dB for all out of band emissions, Undesirable emissions must Meet the limits detailed in 27.53(m).	Radiated	Pass

**Notes:**

- The test procedure(s) in this report were performed in accordance as following.
  - ANSI C63.26-2015
  - ANSI/TIA-603-E-2016
  - KDB 971168 D01 v03r01

**4.1. Worst case orientation**

1. All modes of operation were investigated and the worst case emissions are reported with the EUT positioning, modulations, RB sizes and offsets, and channel bandwidth configurations in the test data.
2. Output power measurements were measured on QPSK, 16QAM and 64QAM Modulation. All tests except output power was performed with QPSK and 16QAM modulation.
3. All final radiated testing was performed with the EUT in worst case orientation.
4. For LTE Band 5, 12/17, 26 and 41 the fundamental of the EUT was investigated in three orthogonal orientations X, Y and Z. It was determined that **Y** orientation was worst-case orientation. Therefore, all final radiated testing was performed with the EUT in **Y** orientation.
5. For LTE Band 2 and 66/4 the fundamental of the EUT was investigated in three orthogonal orientations X, Y and Z. It was determined that **Z** orientation was worst-case orientation. Therefore, all final radiated testing was performed with the EUT in **Z** orientation.
6. All the radiated tests have been performed several case.

(Stand-alone, with accessories (TA etc.))

Worst case : Stand-alone

Test condition	LTE Band	Modulation	Bandwidth (MHz)	RB size	RB offset
Radiated	B2	QPSK	10	1	0, 24, 49
	B5		10	1	0, 24, 49
	B12/17		1.4	1	0, 3, 5
	B26		3	1	0, 8, 14
	B41		5	1	0, 13, 24
	B66/4		1.4	1	0, 3, 5
Conducted	B2	QPSK 16QAM	1.4, 3, 5, 10, 15, 20	1	0, 5, 14, 24, 49, 74, 99
				Full	0
	B5		1.4, 3, 5, 10	1	0, 5, 14, 24, 49
				Full	0
	B12/17		1.4, 3, 5, 10	1	0, 5, 14, 24, 49
				Full	0
	B26		1.4, 3, 5, 10, 15	1	0, 5, 14, 24, 49, 74
				Full	0
	B41		5, 10, 15, 20	1	0, 24, 49, 74, 99
				Full	0
	B66/4		1.4, 3, 5, 10, 15, 20	1	0, 5, 14, 24, 49, 74, 99
				Full	0

## 5. Measurement uncertainty

The measurement uncertainties shown below were calculated in accordance with the requirements of ANSI C63.4-2014.

All measurement uncertainty values are shown with a coverage factor of  $k=2$  to indicate a 95 % level of confidence. The measurement data shown herein meets or exceeds the  $U_{\text{CISPR}}$  measurement uncertainty values specified in CISPR 16-4-2 and thus, can be compared directly to specified limits to determine compliance.

Parameter	Expanded uncertainty ( $\pm$ )	
Conducted RF power	1.3 dB	
Conducted spurious emissions	1.3 dB	
Radiated spurious emissions	30 MHz ~ 1 GHz	3.7 dB
	Above 1 GHz	5.7 dB

**6. Measurement results explanation example**

Frequency (MHz)	Factor(dB)	Frequency (MHz)	Factor(dB)
30	5.55	11 000	7.01
50	6.00	12 000	7.05
100	6.19	13 000	7.40
200	6.23	14 000	7.44
300	6.26	15 000	7.55
400	6.29	16 000	7.27
500	6.31	17 000	7.96
600	6.33	18 000	7.70
700	6.36	19 000	8.47
800	6.38	20 000	8.37
900	6.40	21 000	8.11
1 000	6.40	22 000	8.92
2 000	6.53	23 000	8.40
3 000	6.63	24 000	8.70
4 000	6.79	25 000	8.93
5 000	6.83	26 000	8.64
6 000	6.92	26 500	8.33
7 000	6.87	27 000	9.15
8 000	6.94	28 000	8.66
9 000	7.07	29 000	8.41
10 000	7.47	30 000	7.96

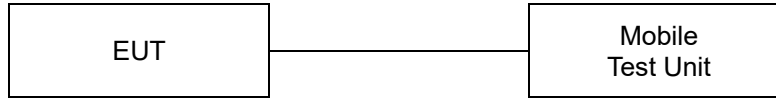
**Note.**

Offset(dB) = RF cable loss(dB) + Divider(dB)

## 7. Test results

### 7.1. Conducted output power

#### Test setup



#### Test procedure

971168 D01 v03r01 – Section 5.2  
ANSI C63.26-2015 – Section 5.2.4.2  
CFR 47, - Section §2.1046

#### Test settings

When an average power meter is used to perform RF output power measurements, the fundamental condition that measurement be performed only over durations of active transmissions at maximum output power level applies. Thus, an average power meter can always be used to perform the measurement when the EUT can be configured to transmit continuously.

If the EUT cannot be configured to transmit continuously (i.e., burst duty cycle < 98%), then the following options can be implemented to facilitate measurement of the average power with an average power meter:

- a) A gated average power meter can be used to perform the measurement if the gating parameters can be adjusted such that the power is measured only during active transmission bursts at maximum output power levels.
- b) A conventional average power meter with no signal gating capability can also be used if the measured burst duty cycle is constant (i.e., duty cycle variations are less than or equal to  $\pm 2\%$ ) by performing the measurement over the on/off burst cycles and then correcting (increasing) the measured level by a factor equal to  $[10\log (1/\text{duty cycle})]$ . See 5.2.4.3.4 for guidance with respect to measuring the transmitter duty cycle.

See item r) of 4.1 for more information regarding power meter functional requirements and limitations, and consult the instrumentation-specific application literature for proper set-up and use.



**Test results**

Test Band	Bandwidth (MHz)	Test mode	RB size	RB offset	MPR	Maximum power			
						Frequency (MHz)			
						Low	Middle	High	
LTE Band 2	1.4	QPSK	1	0	0	23.82	23.80	23.57	
			1	3	0	23.96	23.92	23.72	
			1	5	0	23.78	23.81	23.63	
			3	0	0	23.81	23.75	23.80	
			3	1	0	23.74	23.89	23.69	
			3	3	0	23.79	23.80	23.60	
		6	0	1	22.76	22.85	22.26		
		16QAM	1	0	1	22.91	22.96	22.30	
			1	3	1	23.06	23.25	22.38	
			1	5	1	22.94	22.97	22.27	
			3	0	1	23.31	23.01	22.57	
			3	1	1	23.34	23.02	22.49	
			3	3	1	23.32	23.01	22.49	
		6	0	2	22.04	21.96	21.20		
		64QAM	1	0	2	21.95	22.30	22.02	
			1	3	2	22.04	22.33	22.18	
			1	5	2	21.95	22.24	22.05	
			3	0	2	21.86	22.25	22.05	
	3		1	2	21.95	22.30	21.74		
	3		3	2	21.91	22.28	21.54		
	6	0	3	20.75	21.13	20.39			
	3	QPSK	1	0	0	23.29	23.42	23.24	
			1	8	0	23.26	23.44	23.15	
			1	14	0	23.29	23.44	23.15	
			8	0	1	22.37	22.36	22.23	
			8	4	1	22.39	22.41	22.22	
			8	7	1	22.31	22.34	22.15	
			15	0	1	22.41	22.38	22.23	
			16QAM	1	0	1	23.14	22.63	22.32
				1	8	1	23.10	22.54	22.28
		1		14	1	23.09	22.57	22.24	
		8		0	2	21.65	21.44	21.39	
		8		4	2	21.68	21.46	21.39	
		8		7	2	21.64	21.43	21.34	
		15	0	2	21.54	21.46	21.32		
		64QAM	1	0	2	22.03	22.35	21.61	
			1	8	2	21.97	22.35	21.60	
			1	14	2	21.96	22.36	21.65	
			8	0	3	20.73	21.15	20.45	
	8		4	3	20.78	21.17	20.48		
	8		7	3	20.77	21.13	20.44		
	15	0	3	20.68	21.07	20.38			

Test Band	Bandwidth (MHz)	Test mode	RB size	RB offset	MPR	Maximum power			
						Frequency (MHz)			
						Low	Middle	High	
LTE Band 2	5	QPSK	1	0	0	23.34	23.32	23.15	
			1	12	0	23.57	23.55	23.40	
			1	24	0	23.33	23.33	23.16	
			12	0	1	22.38	22.44	22.28	
			12	7	1	22.46	22.48	22.31	
			12	13	1	22.42	22.41	22.15	
		25	0	1	22.45	22.44	22.32		
		16QAM	1	0	1	22.38	22.73	22.24	
			1	12	1	22.52	22.91	22.53	
			1	24	1	22.32	22.68	22.26	
			12	0	2	21.55	21.51	21.35	
			12	7	2	21.62	21.50	21.38	
			12	13	2	21.51	21.47	21.23	
		25	0	2	21.60	21.47	21.45		
		64QAM	1	0	2	21.83	22.20	21.56	
			1	12	2	22.00	22.48	21.91	
			1	24	2	21.87	22.20	21.59	
			12	0	3	20.71	21.14	20.49	
			12	7	3	20.75	21.17	20.47	
			12	13	3	20.72	21.09	20.36	
		25	0	3	20.70	21.09	20.39		
		10	QPSK	1	0	0	23.33	23.46	23.26
				1	25	0	23.48	23.55	23.37
				1	49	0	23.26	23.42	23.15
	25			0	1	22.44	22.59	22.39	
	25			12	1	22.48	22.53	22.36	
	25			25	1	22.55	22.48	22.20	
	50			0	1	22.56	22.52	22.31	
	16QAM			1	0	1	23.07	22.51	22.33
				1	25	1	23.23	22.69	22.50
				1	49	1	22.99	22.53	22.27
				25	0	2	21.59	21.66	21.52
				25	12	2	21.64	21.62	21.48
			25	25	2	21.65	21.56	21.36	
	50		0	2	21.63	21.59	21.42		
	64QAM		1	0	2	21.91	22.31	21.67	
			1	25	2	22.05	22.41	21.74	
			1	49	2	21.90	22.35	21.64	
			25	0	3	20.70	21.20	20.51	
			25	12	3	20.71	21.13	20.46	
			25	25	3	20.69	21.09	20.35	
	50		0	3	20.71	21.14	20.42		

Test Band	Bandwidth (MHz)	Test mode	RB size	RB offset	MPR	Maximum power		
						Frequency (MHz)		
						Low	Middle	High
LTE Band 2	15	QPSK	1	0	0	23.30	23.39	23.32
			1	36	0	23.26	23.44	23.29
			1	74	0	23.22	23.35	23.07
			36	0	1	22.27	22.48	22.32
			36	18	1	22.38	22.46	22.29
			36	37	1	22.35	22.39	22.15
			75	0	1	22.31	22.40	22.23
		16QAM	1	0	1	23.03	22.47	22.82
			1	36	1	23.00	22.64	22.90
			1	74	1	22.97	22.52	22.75
			36	0	2	21.43	21.52	21.38
			36	18	2	21.41	21.48	21.39
			36	37	2	21.48	21.45	21.27
			75	0	2	21.42	21.50	21.28
		64QAM	1	0	2	21.89	22.29	21.67
			1	36	2	21.91	22.35	21.78
			1	74	2	21.75	22.22	21.49
			36	0	3	20.67	21.16	20.51
			36	18	3	20.66	21.15	20.46
			36	37	3	20.66	21.12	20.40
			75	0	3	20.63	21.10	20.41
	20	QPSK	1	0	0	23.27	23.34	23.32
			1	49	0	23.61	23.72	23.63
			1	99	0	23.35	23.27	23.16
			50	0	1	22.49	22.73	22.57
			50	24	1	22.61	22.81	22.63
			50	50	1	22.64	22.62	22.42
			100	0	1	22.61	22.67	22.52
		16QAM	1	0	1	22.81	22.66	22.98
			1	49	1	23.06	23.06	23.27
			1	99	1	22.69	22.66	22.80
			50	0	2	21.53	21.76	21.70
			50	24	2	21.69	21.84	21.72
			50	50	2	21.74	21.65	21.46
			100	0	2	21.66	21.81	21.63
		64QAM	1	0	2	21.75	22.03	21.59
			1	49	2	21.99	22.44	21.78
			1	99	2	21.60	21.95	21.40
			50	0	3	20.50	21.15	20.48
			50	24	3	20.61	21.10	20.48
			50	50	3	20.64	20.99	20.29
			100	0	3	20.62	21.08	20.45

Test Band	Bandwidth (MHz)	Test mode	RB size	RB offset	MPR	Maximum power			
						Frequency (MHz)			
						Low	Middle	High	
LTE Band 4	1.4	QPSK	1	0	0	23.37	23.27	23.30	
			1	3	0	23.55	23.46	23.45	
			1	5	0	23.39	23.36	23.32	
			3	0	0	23.43	23.41	23.45	
			3	1	0	23.50	23.46	23.40	
			3	3	0	23.37	23.44	23.41	
		6	0	1	22.38	22.32	22.35		
		16QAM	1	0	1	22.44	22.34	22.37	
			1	3	1	22.67	22.55	22.52	
			1	5	1	22.42	22.45	22.38	
			3	0	1	22.37	22.51	22.60	
			3	1	1	22.46	22.52	22.70	
			3	3	1	22.47	22.50	22.61	
		6	0	2	21.43	21.35	21.41		
		64QAM	1	0	2	21.85	22.11	22.02	
			1	3	2	21.97	22.26	22.16	
			1	5	2	21.84	22.16	22.13	
			3	0	2	21.82	22.11	22.09	
			3	1	2	21.86	22.14	22.12	
			3	3	2	21.81	22.03	22.05	
		6	0	3	20.63	20.96	20.92		
		3	QPSK	1	0	0	23.44	23.50	23.41
				1	8	0	23.41	23.47	23.38
				1	14	0	23.35	23.52	23.36
	8			0	1	22.44	22.38	22.39	
	8			4	1	22.51	22.39	22.39	
	8			7	1	22.34	22.38	22.33	
	15			0	1	22.45	22.32	22.38	
	16QAM			1	0	1	23.08	22.68	22.43
				1	8	1	23.08	22.65	22.40
				1	14	1	22.97	22.70	22.42
				8	0	2	21.65	21.38	21.46
				8	4	2	21.67	21.44	21.49
			8	7	2	21.59	21.38	21.42	
	15		0	2	21.44	21.35	21.39		
	64QAM		1	0	2	21.91	22.08	22.12	
			1	8	2	21.84	22.12	22.21	
			1	14	2	21.77	22.19	22.15	
			8	0	3	20.64	21.02	20.99	
			8	4	3	20.70	21.03	21.04	
			8	7	3	20.63	20.99	20.91	
			15	0	3	20.61	20.92	20.95	

Test Band	Bandwidth (MHz)	Test mode	RB size	RB offset	MPR	Maximum power			
						Frequency (MHz)			
						Low	Middle	High	
LTE Band 4	5	QPSK	1	0	0	23.42	23.32	23.36	
			1	12	0	23.57	23.55	23.56	
			1	24	0	23.34	23.36	23.32	
			12	0	1	22.45	22.36	22.37	
			12	7	1	22.49	22.49	22.46	
			12	13	1	22.39	22.43	22.38	
		25	0	1	22.42	22.36	22.40		
		16QAM	1	0	1	22.40	22.56	22.38	
			1	12	1	22.54	22.83	22.66	
			1	24	1	22.24	22.62	22.30	
			12	0	2	21.49	21.39	21.37	
			12	7	2	21.48	21.46	21.41	
			12	13	2	21.38	21.41	21.30	
		25	0	2	21.48	21.37	21.49		
		64QAM	1	0	2	21.80	22.05	21.64	
			1	12	2	21.90	22.29	22.02	
			1	24	2	21.69	21.87	21.56	
			12	0	3	20.60	20.91	20.92	
			12	7	3	20.66	21.01	20.94	
			12	13	3	20.59	21.01	20.92	
		25	0	3	20.58	20.94	20.95		
		10	QPSK	1	0	0	23.35	23.47	23.42
				1	25	0	23.50	23.65	23.47
				1	49	0	23.21	23.43	23.35
	25			0	1	22.40	22.45	22.48	
	25			12	1	22.45	22.50	22.44	
	25			25	1	22.42	22.47	22.43	
	50			0	1	22.40	22.44	22.46	
	16QAM			1	0	1	23.06	22.46	22.37
				1	25	1	23.10	22.72	22.52
				1	49	1	22.86	22.48	22.35
				25	0	2	21.44	21.50	21.54
				25	12	2	21.44	21.51	21.50
			25	25	2	21.42	21.55	21.50	
	50		0	2	21.43	21.49	21.51		
	64QAM		1	0	2	21.90	22.02	21.75	
			1	25	2	21.85	22.16	21.84	
			1	49	2	21.65	21.95	21.57	
			25	0	3	20.60	20.98	20.91	
			25	12	3	20.61	21.01	21.04	
			25	25	3	20.59	21.03	21.01	
	50		0	3	20.55	21.01	20.96		

Test Band	Bandwidth (MHz)	Test mode	RB size	RB offset	MPR	Maximum power		
						Frequency (MHz)		
						Low	Middle	High
LTE Band 4	15	QPSK	1	0	0	23.31	23.36	23.39
			1	36	0	23.31	23.49	23.48
			1	74	0	23.17	23.46	23.31
			36	0	1	22.37	22.42	22.48
			36	18	1	22.38	22.49	22.47
			36	37	1	22.33	22.49	22.37
			75	0	1	22.34	22.39	22.42
		16QAM	1	0	1	23.06	22.38	22.82
			1	36	1	23.04	22.59	22.88
			1	74	1	22.85	22.50	22.77
			36	0	2	21.37	21.38	21.43
			36	18	2	21.39	21.48	21.43
			36	37	2	21.35	21.49	21.39
			75	0	2	21.36	21.41	21.42
		64QAM	1	0	2	21.75	21.83	21.58
			1	36	2	21.74	22.01	21.93
			1	74	2	21.61	21.66	21.49
			36	0	3	20.58	20.94	20.68
			36	18	3	20.53	21.00	20.97
			36	37	3	20.52	21.06	21.01
			75	0	3	20.56	20.96	20.95
	20	QPSK	1	0	0	23.28	23.18	23.22
			1	49	0	23.52	23.54	23.53
			1	99	0	23.08	23.15	23.11
			50	0	1	22.26	22.38	22.49
			50	24	1	22.40	22.51	22.48
			50	50	1	22.44	22.42	22.37
			100	0	1	22.39	22.43	22.41
		16QAM	1	0	1	22.59	22.35	22.74
			1	49	1	22.76	22.79	23.02
			1	99	1	22.36	22.41	22.58
			50	0	2	21.27	21.34	21.52
			50	24	2	21.37	21.47	21.50
			50	50	2	21.38	21.44	21.42
			100	0	2	21.45	21.39	21.46
		64QAM	1	0	2	21.57	21.43	21.43
			1	49	2	21.86	22.07	21.73
			1	99	2	21.37	21.42	21.34
			50	0	3	20.47	20.81	20.66
			50	24	3	20.51	20.90	20.68
			50	50	3	20.55	21.03	20.88
			100	0	3	20.52	20.97	20.78

Test Band	Bandwidth (MHz)	Test mode	RB size	RB offset	MPR	Maximum power			
						Frequency (MHz)			
						Low	Middle	High	
LTE Band 5	1.4	QPSK	1	0	0	23.53	23.25	23.32	
			1	3	0	23.70	23.50	23.50	
			1	5	0	23.54	23.27	23.32	
			3	0	0	23.60	23.42	23.47	
			3	1	0	23.64	23.47	23.52	
			3	3	0	23.59	23.50	23.46	
		6	0	1	22.50	22.32	22.41		
		16QAM	1	0	1	22.66	22.32	22.31	
			1	3	1	22.62	22.53	22.54	
			1	5	1	22.69	22.40	22.40	
			3	0	1	22.64	22.51	22.69	
			3	1	1	22.66	22.58	22.75	
			3	3	1	22.66	22.60	22.68	
		6	0	2	21.61	21.47	21.47		
		64QAM	1	0	2	21.60	21.47	21.61	
			1	3	2	21.78	21.64	21.74	
			1	5	2	21.67	21.51	21.63	
			3	0	2	21.62	21.55	21.60	
			3	1	2	21.66	21.56	21.63	
			3	3	2	21.60	21.52	21.57	
		6	0	3	20.54	20.42	20.47		
		3	QPSK	1	0	0	23.37	23.65	23.50
				1	8	0	23.43	23.52	23.36
				1	14	0	23.50	23.46	23.33
	8			0	1	22.43	22.35	22.38	
	8			4	1	22.51	22.60	22.43	
	8			7	1	22.45	22.43	22.38	
	15			0	1	22.41	22.31	22.38	
	16QAM			1	0	1	22.78	22.49	22.52
				1	8	1	22.74	22.69	22.47
				1	14	1	22.77	22.65	22.39
				8	0	2	21.69	21.64	21.53
				8	4	2	21.77	21.72	21.51
			8	7	2	21.74	21.64	21.48	
	15		0	2	21.49	21.74	21.46		
	64QAM		1	0	2	21.70	21.53	21.60	
			1	8	2	21.63	21.65	21.62	
			1	14	2	21.65	21.65	21.60	
			8	0	3	20.60	20.50	20.57	
			8	4	3	20.62	20.52	20.55	
			8	7	3	20.63	20.50	20.58	
			15	0	3	20.54	20.43	20.56	

Test Band	Bandwidth (MHz)	Test mode	RB size	RB offset	MPR	Maximum power			
						Frequency (MHz)			
						Low	Middle	High	
LTE Band 5	5	QPSK	1	0	0	23.41	23.28	23.30	
			1	12	0	23.65	23.72	23.59	
			1	24	0	23.40	23.32	23.36	
			12	0	1	22.45	22.45	22.46	
			12	7	1	22.45	22.66	22.47	
			12	13	1	22.48	22.62	22.41	
		25	0	1	22.47	22.35	22.39		
		16QAM	1	0	1	22.27	22.70	22.31	
			1	12	1	22.49	22.87	22.57	
			1	24	1	22.27	22.62	22.33	
			12	0	2	21.48	21.66	21.40	
			12	7	2	21.68	21.80	21.49	
			12	13	2	21.71	21.62	21.38	
		25	0	2	21.66	21.73	21.48		
		64QAM	1	0	2	21.52	21.56	21.59	
			1	12	2	21.86	21.84	21.76	
			1	24	2	21.62	21.53	21.58	
			12	0	3	20.54	20.49	20.45	
			12	7	3	20.64	20.53	20.31	
			12	13	3	20.52	20.41	20.45	
		25	0	3	20.46	20.43	20.40		
		10	QPSK	1	0	0	23.41	23.82	23.42
				1	25	0	23.53	23.71	23.39
				1	49	0	23.31	23.52	23.44
	25			0	1	22.52	22.64	22.46	
	25			12	1	22.52	22.38	22.49	
	25			25	1	22.48	22.48	22.40	
	50			0	1	22.45	22.61	22.44	
	16QAM			1	0	1	23.01	22.67	22.33
				1	25	1	23.15	22.92	22.47
				1	49	1	23.03	22.48	22.41
				25	0	2	21.61	21.69	21.62
				25	12	2	21.69	21.75	21.62
			25	25	2	21.74	21.73	21.55	
	50		0	2	21.85	21.93	21.56		
	64QAM		1	0	2	21.69	21.61	21.55	
			1	25	2	21.76	21.73	21.58	
			1	49	2	21.63	21.56	21.60	
			25	0	3	20.57	20.55	20.54	
			25	12	3	20.56	20.47	20.43	
			25	25	3	20.54	20.43	20.25	
			50	0	3	20.50	20.47	20.36	



Test Band	Bandwidth (MHz)	Test mode	RB size	RB offset	MPR	Maximum power			
						Frequency (MHz)			
						Low	Middle	High	
LTE Band 12	1.4	QPSK	1	0	0	22.59	22.71	22.78	
			1	3	0	22.54	22.93	22.96	
			1	5	0	22.56	22.54	22.57	
			3	0	0	22.52	22.65	22.52	
			3	1	0	22.55	22.71	22.60	
			3	3	0	22.52	22.77	22.54	
		6	0	1	21.64	21.87	21.51		
		16QAM	1	0	1	21.65	21.79	21.68	
			1	3	1	21.60	21.85	21.60	
			1	5	1	21.65	21.81	21.56	
			3	0	1	21.65	22.00	21.51	
			3	1	1	21.65	22.12	21.68	
			3	3	1	21.61	22.14	21.53	
		6	0	2	20.62	20.92	20.72		
		64QAM	1	0	2	21.28	21.13	21.12	
			1	3	2	21.31	21.22	21.27	
			1	5	2	21.20	21.03	21.17	
			3	0	2	21.19	21.15	21.10	
			3	1	2	21.27	21.21	21.18	
			3	3	2	21.21	21.13	21.11	
		6	0	3	20.12	20.01	19.97		
		3	QPSK	1	0	0	22.72	22.87	22.76
				1	8	0	22.72	22.89	22.81
				1	14	0	22.81	22.86	22.75
	8			0	1	21.80	21.87	21.82	
	8			4	1	21.92	21.93	21.87	
	8			7	1	21.90	21.84	21.82	
	15			0	1	21.56	21.84	21.82	
	16QAM			1	0	1	22.18	22.04	21.93
				1	8	1	22.37	21.98	21.79
				1	14	1	22.11	22.02	21.85
				8	0	2	21.13	20.91	20.96
				8	4	2	21.11	20.95	20.99
			8	7	2	21.09	20.84	20.86	
	15		0	2	20.89	20.89	20.88		
	64QAM		1	0	2	21.31	21.22	21.05	
			1	8	2	21.23	21.25	21.44	
			1	14	2	21.23	21.11	21.10	
			8	0	3	20.16	20.04	20.09	
			8	4	3	20.15	20.04	20.11	
			8	7	3	20.14	20.00	20.07	
	15		0	3	20.08	19.98	20.09		

Test Band	Bandwidth (MHz)	Test mode	RB size	RB offset	MPR	Maximum power			
						Frequency (MHz)			
						Low	Middle	High	
LTE Band 12	5	QPSK	1	0	0	22.91	22.78	22.71	
			1	12	0	23.19	22.98	23.02	
			1	24	0	22.81	22.72	22.72	
			12	0	1	21.83	21.85	21.85	
			12	7	1	22.02	21.93	21.94	
			12	13	1	22.00	21.84	21.75	
		25	0	1	21.96	21.82	21.81		
		16QAM	1	0	1	21.68	22.09	21.82	
			1	12	1	21.97	22.35	22.11	
			1	24	1	21.64	22.05	21.80	
			12	0	2	20.76	20.85	20.82	
			12	7	2	21.03	20.94	20.88	
			12	13	2	20.90	20.85	20.72	
		25	0	2	20.96	20.84	20.83		
		64QAM	1	0	2	21.23	21.12	20.98	
			1	12	2	21.45	21.31	21.37	
			1	24	2	21.15	21.01	20.98	
			12	0	3	20.07	19.97	20.01	
			12	7	3	20.17	20.03	20.05	
			12	13	3	20.13	19.97	19.92	
		25	0	3	20.08	19.94	19.93		
		10	QPSK	1	0	0	22.88	22.91	22.79
				1	25	0	22.96	22.97	22.90
				1	49	0	22.75	22.73	22.65
	25			0	1	21.87	21.90	21.95	
	25			12	1	21.95	21.97	21.89	
	25			25	1	21.94	21.80	21.73	
	50			0	1	21.85	21.91	21.80	
	16QAM			1	0	1	22.53	22.07	21.90
				1	25	1	22.66	22.14	21.96
				1	49	1	22.41	21.90	21.76
				25	0	2	21.03	20.93	20.97
				25	12	2	21.07	21.01	20.94
			25	25	2	20.97	20.89	20.80	
	50		0	2	20.92	20.79	20.88		
	64QAM		1	0	2	21.26	21.28	21.15	
			1	25	2	21.28	21.22	21.17	
			1	49	2	21.09	21.04	21.22	
			25	0	3	20.05	20.01	20.11	
			25	12	3	20.07	20.03	20.03	
			25	25	3	20.11	19.96	19.92	
	50		0	3	20.09	19.94	19.99		

Test Band	Bandwidth (MHz)	Test mode	RB size	RB offset	MPR	Maximum power			
						Frequency (MHz)			
						Low	Middle	High	
LTE Band 17	5	QPSK	1	0	0	22.51	22.44	22.43	
			1	3	0	22.73	22.75	22.71	
			1	5	0	22.47	22.45	22.47	
			3	0	0	21.45	21.53	21.55	
			3	1	0	21.57	21.50	21.57	
			3	3	0	21.51	21.43	21.42	
		16QAM	6	0	1	21.55	21.51	21.48	
			1	0	1	21.53	21.61	21.73	
			1	3	1	21.79	21.87	22.02	
			1	5	1	21.48	21.56	21.70	
			3	0	1	20.40	20.49	20.53	
			3	1	1	20.62	20.53	20.58	
		64QAM	3	3	1	20.49	20.47	20.45	
			6	0	2	20.54	20.54	20.46	
			1	0	2	21.15	20.98	21.03	
			1	12	2	21.32	21.37	21.33	
			1	24	2	21.06	21.06	21.10	
			12	0	3	20.01	20.04	20.05	
		10	QPSK	12	7	3	20.09	19.99	20.04
				12	13	3	20.02	19.96	19.97
				25	0	3	20.01	19.95	19.96
	1			0	0	22.50	22.56	22.47	
	1			8	0	22.64	22.72	22.61	
	1			14	0	22.41	22.53	22.45	
	16QAM		8	0	1	21.51	21.50	21.54	
			8	4	1	21.52	21.57	21.53	
			8	7	1	21.45	21.47	21.46	
			15	0	1	21.48	21.53	21.52	
			1	0	1	22.15	21.62	21.51	
			1	8	1	22.25	21.81	21.69	
	64QAM		1	14	1	22.01	21.57	21.49	
			8	0	2	20.57	20.61	20.61	
			8	4	2	20.66	20.62	20.61	
			8	7	2	20.49	20.49	20.45	
			15	0	2	20.54	20.50	20.50	
			1	0	2	21.19	21.14	21.17	
	64QAM		1	25	2	21.26	21.27	21.20	
			1	49	2	21.14	21.07	21.16	
			25	0	3	20.02	20.07	20.07	
		25	12	3	20.03	19.99	20.02		
		25	25	3	19.94	19.93	19.90		
		50	0	3	19.96	19.98	20.01		

Test Band	Bandwidth (MHz)	Test mode	RB size	RB offset	MPR	Maximum power			
						Frequency (MHz)			
						Low	Middle	High	
LTE Band 26	1.4	QPSK	1	0	0	23.13	23.10	23.07	
			1	3	0	23.26	23.22	23.19	
			1	5	0	23.06	23.05	23.01	
			3	0	0	23.25	23.20	23.16	
			3	1	0	23.25	23.24	23.20	
			3	3	0	23.30	23.31	23.24	
		6	0	1	22.10	22.09	22.05		
		16QAM	1	0	1	22.17	22.13	22.10	
			1	3	1	22.22	22.21	22.14	
			1	5	1	22.23	22.23	22.17	
			3	0	1	22.41	22.43	22.36	
			3	1	1	22.45	22.43	22.36	
			3	3	1	22.32	22.31	22.25	
		6	0	2	21.22	21.18	21.13		
		64QAM	1	0	2	21.20	21.17	21.16	
			1	3	2	21.45	21.23	21.39	
			1	5	2	21.35	21.28	21.29	
			3	0	2	21.14	21.21	21.15	
			3	1	2	21.24	21.22	21.24	
			3	3	2	21.19	21.18	21.20	
		6	0	3	20.08	20.07	20.05		
		3	QPSK	1	0	0	23.22	23.19	23.12
				1	8	0	23.22	23.18	23.13
				1	14	0	23.25	23.22	23.15
	8			0	1	22.12	22.10	22.05	
	8			4	1	22.17	22.17	22.12	
	8			7	1	22.11	22.12	22.05	
	15			0	1	22.18	22.15	22.09	
	16QAM			1	0	1	22.30	22.29	22.23
				1	8	1	22.37	22.34	22.27
				1	14	1	22.28	22.25	22.22
				8	0	2	21.22	21.21	21.16
				8	4	2	21.32	21.28	21.24
			8	7	2	21.27	21.24	21.18	
	15		0	2	21.36	21.32	21.27		
	64QAM		1	0	2	21.26	21.21	21.23	
			1	8	2	21.21	21.33	21.25	
			1	14	2	21.22	21.25	21.22	
			8	0	3	20.19	20.13	20.11	
			8	4	3	20.16	20.18	20.13	
			8	7	3	20.17	20.10	20.10	
			15	0	3	20.13	20.13	20.08	

Test Band	Bandwidth (MHz)	Test mode	RB size	RB offset	MPR	Maximum power			
						Frequency (MHz)			
						Low	Middle	High	
LTE Band 26	5	QPSK	1	0	0	23.15	23.14	23.07	
			1	12	0	23.31	23.31	23.26	
			1	24	0	23.08	23.07	23.01	
			12	0	1	22.22	22.16	22.13	
			12	7	1	22.23	22.17	22.14	
			12	13	1	22.22	22.18	22.12	
			25	0	1	22.15	22.16	22.10	
		16QAM	1	0	1	22.43	22.41	22.35	
			1	12	1	22.71	22.71	22.64	
			1	24	1	22.41	22.40	22.35	
			12	0	2	21.35	21.31	21.27	
			12	7	2	21.39	21.35	21.29	
			12	13	2	21.24	21.24	21.17	
			25	0	2	21.26	21.25	21.17	
		64QAM	1	0	2	21.20	21.27	21.17	
			1	12	2	21.39	21.43	21.35	
			1	24	2	21.16	21.14	21.11	
			12	0	3	20.12	20.08	20.04	
			12	7	3	20.21	20.15	20.14	
			12	13	3	20.08	20.03	20.05	
			25	0	3	20.03	20.02	20.03	
		10	QPSK	1	0	0	23.12	23.33	23.04
				1	25	0	23.28	23.26	23.22
				1	49	0	23.21	23.12	23.09
	25			0	1	22.18	22.23	22.18	
	25			12	1	22.28	22.20	22.14	
	25			25	1	22.29	22.20	22.15	
	50			0	1	22.25	22.23	22.16	
	16QAM		1	0	1	22.54	22.25	22.20	
			1	25	1	22.71	22.47	22.33	
			1	49	1	22.57	22.28	22.22	
			25	0	2	21.35	21.45	21.38	
			25	12	2	21.38	21.39	21.32	
			25	25	2	21.41	21.37	21.32	
			50	0	2	21.38	21.53	21.27	
	64QAM		1	0	2	21.25	21.22	21.15	
			1	25	2	21.44	21.43	21.34	
			1	49	2	21.25	21.33	21.25	
			25	0	3	20.11	20.19	20.10	
			25	12	3	20.09	20.13	20.06	
			25	25	3	20.08	20.08	20.05	
			50	0	3	20.02	20.05	20.05	

Test Band	Bandwidth (MHz)	Test mode	RB size	RB offset	MPR	Maximum power		
						Frequency (MHz)		
						Low	Middle	High
LTE Band 26	15	QPSK	1	0	0	23.13	23.10	23.07
			1	36	0	23.16	23.14	23.12
			1	74	0	23.06	23.02	23.07
			36	0	1	22.21	22.13	22.13
			36	18	1	22.11	22.05	22.04
			36	37	1	22.03	22.01	22.02
			75	0	1	22.20	22.16	22.04
		16QAM	1	0	1	22.21	22.13	22.50
			1	36	1	22.29	22.22	22.55
			1	74	1	22.06	22.02	22.44
			36	0	2	21.12	21.08	21.17
			36	18	2	21.24	21.19	21.14
			36	37	2	21.13	21.05	21.11
			75	0	2	21.13	21.06	21.16
		64QAM	1	0	2	21.15	21.23	21.11
			1	36	2	21.23	21.33	21.26
			1	74	2	21.03	21.11	21.16
			36	0	3	20.01	20.06	20.03
			36	18	3	20.02	20.12	20.05
			36	37	3	20.04	20.12	20.04
			75	0	3	20.00	20.06	20.01

Test Band	Bandwidth (MHz)	Test mode	RB size	RB offset	MPR	Maximum power			
						Frequency (MHz)			
						Low	Middle	High	
LTE Band 41	5	QPSK	1	0	0	21.78	21.87	21.79	
			1	12	0	22.09	22.18	22.08	
			1	24	0	21.85	21.94	21.85	
			12	0	1	20.80	20.91	20.85	
			12	7	1	20.95	21.07	21.02	
			12	13	1	20.85	20.98	20.85	
		25	0	1	20.84	20.96	20.87		
		16QAM	1	0	1	20.87	20.95	20.86	
			1	12	1	21.11	21.19	21.14	
			1	24	1	20.88	20.96	20.90	
			12	0	2	19.82	19.93	19.81	
			12	7	2	19.83	19.93	19.88	
			12	13	2	19.79	19.88	19.82	
		25	0	2	19.78	19.93	19.80		
		64QAM	1	0	2	20.26	19.62	20.68	
			1	12	2	20.47	19.81	20.90	
			1	24	2	20.24	19.66	20.63	
			12	0	3	19.66	19.00	19.69	
			12	7	3	19.80	19.08	19.79	
			12	13	3	19.58	18.94	19.70	
		25	0	3	19.75	19.07	19.87		
		10	QPSK	1	0	0	21.77	21.89	21.82
				1	25	0	22.02	22.14	22.00
				1	49	0	21.80	21.87	21.79
	25			0	1	20.78	20.92	20.80	
	25			12	1	20.86	20.94	20.82	
	25			25	1	20.91	20.99	20.85	
	50			0	1	20.77	20.92	20.84	
	16QAM			1	0	1	20.56	20.58	20.58
				1	25	1	20.69	20.83	20.75
				1	49	1	20.70	20.83	20.70
				25	0	2	19.85	19.96	19.87
				25	12	2	19.82	19.96	19.83
			25	25	2	19.89	20.00	19.85	
	50		0	2	19.80	19.94	19.85		
	64QAM		1	0	2	20.52	19.54	20.30	
			1	25	2	20.27	19.53	20.28	
			1	49	2	20.19	19.75	20.25	
			25	0	3	19.81	19.07	19.96	
			25	12	3	19.84	19.14	19.90	
			25	25	3	19.69	19.23	19.81	
			50	0	3	19.82	19.17	19.98	

Test Band	Bandwidth (MHz)	Test mode	RB size	RB offset	MPR	Maximum power			
						Frequency (MHz)			
						Low	Middle	High	
LTE Band 41	15	QPSK	1	0	0	21.68	21.75	21.61	
			1	36	0	21.91	21.98	21.89	
			1	74	0	21.81	21.94	21.81	
			36	0	1	20.80	20.92	20.79	
			36	18	1	20.90	21.05	20.94	
			36	37	1	20.91	21.02	20.96	
			75	0	1	20.81	20.92	20.83	
		16QAM	1	0	1	20.50	20.61	20.58	
			1	36	1	20.75	20.82	20.68	
			1	74	1	20.59	20.74	20.69	
			36	0	2	19.76	19.85	19.77	
			36	18	2	19.86	19.96	19.87	
			36	37	2	19.84	19.99	19.94	
			75	0	2	19.84	19.91	19.76	
		64QAM	1	0	2	20.41	19.51	20.14	
			1	36	2	20.33	19.73	20.21	
			1	74	2	19.95	19.64	20.07	
			36	0	3	19.70	18.90	19.82	
			36	18	3	19.74	19.08	19.93	
			36	37	3	19.59	19.18	19.89	
			75	0	3	19.74	19.04	19.83	
		20	QPSK	1	0	0	22.50	21.54	22.53
				1	49	0	22.81	22.21	22.99
				1	99	0	22.07	21.89	22.43
	50			0	1	21.70	20.89	21.77	
	50			24	1	21.61	20.99	21.78	
	50			50	1	21.60	21.03	21.72	
	100			0	1	21.61	20.97	21.77	
	16QAM		1	0	1	21.28	20.57	21.07	
			1	49	1	21.60	21.22	21.55	
			1	99	1	20.86	20.91	21.00	
			50	0	2	20.62	19.97	20.80	
			50	24	2	20.60	19.92	20.79	
			50	50	2	20.58	20.02	20.76	
			100	0	2	20.60	19.95	20.77	
	64QAM		1	0	2	20.29	19.58	20.07	
			1	49	2	20.55	20.13	20.48	
			1	99	2	19.89	19.96	20.06	
			50	0	3	19.80	19.13	19.95	
			50	24	3	19.80	19.12	20.00	
			50	50	3	19.76	19.22	19.97	
			100	0	3	19.86	19.21	20.05	



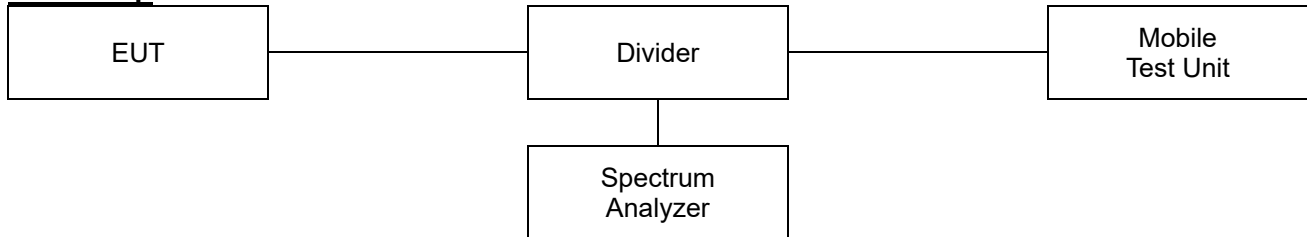
Test Band	Bandwidth (MHz)	Test mode	RB size	RB offset	MPR	Maximum power			
						Frequency (MHz)			
						Low	Middle	High	
LTE Band 66	1.4	QPSK	1	0	0	23.38	23.50	23.61	
			1	3	0	23.53	23.61	23.83	
			1	5	0	23.44	23.51	23.64	
			3	0	0	23.43	23.56	23.77	
			3	1	0	23.52	23.57	23.72	
			3	3	0	23.55	23.58	23.76	
		6	0	1	22.43	22.53	22.65		
		16QAM	1	0	1	22.45	22.53	22.72	
			1	3	1	22.64	22.74	22.85	
			1	5	1	22.46	22.52	22.73	
			3	0	1	22.64	22.73	22.67	
			3	1	1	22.67	22.80	22.75	
			3	3	1	22.71	22.77	22.70	
		6	0	2	21.45	21.56	21.73		
		64QAM	1	0	2	22.19	22.20	22.40	
			1	3	2	22.37	22.27	22.49	
			1	5	2	22.14	22.21	22.47	
			3	0	2	22.22	22.12	22.38	
			3	1	2	22.20	22.19	22.41	
			3	3	2	22.16	22.21	22.36	
		6	0	3	21.01	21.01	21.25		
		3	QPSK	1	0	0	23.64	23.56	23.72
				1	8	0	23.54	23.54	23.69
				1	14	0	23.55	23.52	23.71
	8			0	1	22.55	22.57	22.70	
	8			4	1	22.63	22.64	22.76	
	8			7	1	22.57	22.58	22.67	
	15			0	1	22.58	22.52	22.75	
	16QAM			1	0	1	22.66	23.12	22.88
				1	8	1	22.65	23.13	22.89
				1	14	1	22.60	23.18	22.90
				8	0	2	21.72	21.77	21.74
				8	4	2	21.76	21.74	21.80
			8	7	2	21.66	21.73	21.69	
	15		0	2	21.64	21.55	21.74		
	64QAM		1	0	2	22.24	22.30	22.52	
			1	8	2	22.32	22.32	22.45	
			1	14	2	22.24	22.30	22.53	
			8	0	3	21.13	21.12	21.35	
			8	4	3	21.14	21.16	21.38	
			8	7	3	21.07	21.12	21.35	
			15	0	3	21.02	21.10	21.31	

Test Band	Bandwidth (MHz)	Test mode	RB size	RB offset	MPR	Maximum power			
						Frequency (MHz)			
						Low	Middle	High	
LTE Band 66	5	QPSK	1	0	0	23.56	23.54	23.71	
			1	12	0	23.74	23.78	23.89	
			1	24	0	23.50	23.52	23.65	
			12	0	1	22.60	22.62	22.72	
			12	7	1	22.61	22.64	22.69	
			12	13	1	22.57	22.52	22.73	
			25	0	1	22.57	22.58	22.69	
		16QAM	1	0	1	22.55	22.82	22.64	
			1	12	1	22.71	23.08	22.92	
			1	24	1	22.45	22.82	22.72	
			12	0	2	21.64	21.62	21.70	
			12	7	2	21.66	21.65	21.76	
			12	13	2	21.61	21.59	21.65	
			25	0	2	21.63	21.56	21.73	
		64QAM	1	0	2	22.20	22.11	22.09	
			1	12	2	22.39	22.32	22.40	
			1	24	2	22.11	22.06	22.00	
			12	0	3	21.01	21.14	21.32	
			12	7	3	21.07	21.19	21.33	
			12	13	3	21.02	21.13	21.27	
			25	0	3	20.98	21.08	21.29	
		10	QPSK	1	0	0	23.56	23.65	23.62
				1	25	0	23.61	23.74	23.76
				1	49	0	23.42	23.58	23.64
	25			0	1	22.64	22.70	22.81	
	25			12	1	22.68	22.64	22.75	
	25			25	1	22.61	22.56	22.67	
	50			0	1	22.68	22.65	22.78	
	16QAM		1	0	1	23.25	22.68	22.63	
			1	25	1	23.34	22.84	22.90	
			1	49	1	23.11	22.73	22.70	
			25	0	2	21.66	21.78	21.88	
			25	12	2	21.69	21.73	21.84	
			25	25	2	21.64	21.63	21.75	
			50	0	2	21.65	21.65	21.81	
	64QAM		1	0	2	22.28	22.32	22.15	
			1	25	2	22.28	22.19	22.31	
			1	49	2	21.93	21.76	22.05	
			25	0	3	21.05	21.22	21.35	
			25	12	3	20.96	21.17	21.35	
			25	25	3	21.00	21.12	21.28	
			50	0	3	20.96	21.16	21.31	

Test Band	Bandwidth (MHz)	Test mode	RB size	RB offset	MPR	Maximum power		
						Frequency (MHz)		
						Low	Middle	High
LTE Band 66	15	QPSK	1	0	0	23.52	23.55	23.53
			1	36	0	23.54	23.67	23.70
			1	74	0	23.35	23.45	23.61
			36	0	1	22.52	22.66	22.64
			36	18	1	22.49	22.57	22.67
			36	37	1	22.49	22.59	22.68
			75	0	1	22.56	22.57	22.58
		16QAM	1	0	1	23.18	22.66	22.94
			1	36	1	23.17	22.77	23.09
			1	74	1	23.01	22.53	23.07
			36	0	2	21.61	21.68	21.64
			36	18	2	21.57	21.62	21.69
			36	37	2	21.54	21.59	21.66
			75	0	2	21.61	21.58	21.61
		64QAM	1	0	2	22.13	22.09	21.99
			1	36	2	22.11	22.21	22.02
			1	74	2	21.82	21.65	21.95
			36	0	3	20.90	21.10	21.01
			36	18	3	20.95	21.12	21.31
			36	37	3	20.75	21.12	21.29
			75	0	3	20.78	21.13	21.23
	20	QPSK	1	0	0	23.33	23.37	23.28
			1	49	0	23.66	23.74	23.72
			1	99	0	23.34	23.27	23.36
			50	0	1	22.49	22.67	22.62
			50	24	1	22.54	22.64	22.58
			50	50	1	22.56	22.55	22.55
			100	0	1	22.60	22.63	22.60
		16QAM	1	0	1	22.71	22.65	22.79
			1	49	1	23.02	22.93	23.17
			1	99	1	22.58	22.50	22.89
			50	0	2	21.48	21.68	21.67
			50	24	2	21.63	21.66	21.71
			50	50	2	21.56	21.50	21.63
			100	0	2	21.55	21.65	21.63
		64QAM	1	0	2	21.71	21.47	21.62
			1	49	2	21.88	22.08	21.96
			1	99	2	21.52	21.48	21.67
			50	0	3	20.63	21.01	21.07
			50	24	3	20.69	21.06	21.01
			50	50	3	20.84	21.04	21.16
			100	0	3	20.65	21.12	21.23

## 7.2. 99% Occupied Bandwidth & 26 dB Bandwidth

### Test setup



### Limit

The occupied bandwidth, that is the frequency bandwidth such that, below its lower and above its upper frequency limits, the mean powers radiated are each equal to 0.5 percent of the total mean power radiated by a given emission shall be measured.

### Test procedure

971168 D01 v03r01 – Section 4.2 and 4.3  
ANSI C63.26-2015 – Section 5.4.3 and 5.4.4

### Test settings

#### ◆ 26dB Bandwidth

- a) The spectrum analyzer center frequency is set to the nominal EUT channel center frequency. The span range for the spectrum analyzer shall be wide enough to see sufficient roll off of the signal to make the measurement.
- b) The nominal RBW shall be in the range of 1% to 5% of the anticipated OBW, and the VBW shall be set  $\geq 3 \times$  RBW.
- c) Set the reference level of the instrument as required to prevent the signal amplitude from exceeding the maximum spectrum analyzer input mixer level for linear operation. See guidance provided in 4.2.3.
- d) The dynamic range of the spectrum analyzer at the selected RBW shall be more than 10 dB below the target “-X dB” requirement, i.e., if the requirement calls for measuring the -26 dB OBW, the spectrum analyzer noise floor at the selected RBW shall be at least 36 dB below the reference level.
- e) Set spectrum analyzer detection mode to peak, and the trace mode to max hold.
- f) Determine the reference value by either of the following:
  - 1) Set the EUT to transmit a modulated signal. Allow the trace to stabilize. Set the spectrum analyzer marker to the highest level of the displayed trace (this is the reference value).
  - 2) Set the EUT to transmit an unmodulated carrier. Set the spectrum analyzer marker to the level of the carrier.
- g) Determine the “-X dB amplitude” as equal to (Reference Value - X). Alternatively, this calculation can be performed on the spectrum analyzer using the delta-marker measurement function.
- h) If the reference value was determined using an unmodulated carrier, turn the EUT modulation on, then either clear the existing trace or start a new trace on the spectrum analyzer and allow the new trace to stabilize. Otherwise the trace from step f) shall be used for step i).

- i) Place two markers, one at the lowest and the other at the highest frequency of the envelope of the spectral display such that each marker is at or slightly below the “-X dB amplitude” determined in step f). If a marker is below this “-X dB amplitude” value it should be as close as possible to this value. The OBW is the positive frequency difference between the two markers.
- j) The spectral envelope can cross the “-X dB amplitude” at multiple points. The lowest or highest frequency shall be selected as the frequencies that are the farthest away from the center frequency at which the spectral envelope crosses the “-X dB amplitude.”
- k) The OBW shall be reported by providing plot(s) of the measuring instrument display, to include markers depicting the relevant frequency and amplitude information (e.g., marker table). The frequency and amplitude axis and scale shall be clearly labeled. Tabular data may be reported in addition to the plot(s).

#### ◆ 99% Occupied Bandwidth

- a) The spectrum analyzer center frequency is set to the nominal EUT channel center frequency. The frequency span for the spectrum analyzer shall be set wide enough to capture all modulation products including the emission skirts (typically a span of  $1.5 \times \text{OBW}$  is sufficient).
- b) The nominal IF filter 3 dB bandwidth (RBW) shall be in the range of 1% to 5% of the anticipated OBW, and the VBW shall be set  $\geq 3 \times \text{RBW}$ .
- c) Set the reference level of the instrument as required to prevent the signal amplitude from exceeding the maximum spectrum analyzer input mixer level for linear operation. See guidance provided in 4.2.3.
- d) Set the detection mode to peak, and the trace mode to max-hold.
- e) If the instrument does not have a 99% OBW function, recover the trace data points and sum directly in linear power terms. Place the recovered amplitude data points, beginning at the lowest frequency, in a running sum until 0.5% of the total is reached. Record that frequency as the lower OBW frequency. Repeat the process until 99.5% of the total is reached and record that frequency as the upper OBW frequency. The 99% power OBW can be determined by computing the difference these two frequencies.
- f) The OBW shall be reported and plot(s) of the measuring instrument display shall be provided with the test report. The frequency and amplitude axis and scale shall be clearly labeled. Tabular data can be reported in addition to the plot(s).

#### Notes:

1. The EUT was setup to maximum output power as its lowest and highest channel with all bandwidth, Modulation.

**Test results**

Test Band	Bandwidth (MHz)	Frequency (MHz)	Test mode	26dB bandwidth (MHz)	99 % bandwidth (MHz)
LTE Band 2	1.4	1 850.7	QPSK	1.30	1.10
			16QAM	1.30	1.09
		1 880.0	QPSK	1.30	1.09
			16QAM	1.32	1.10
		1 909.3	QPSK	1.33	1.10
			16QAM	1.28	1.09
	3	1 851.5	QPSK	2.90	2.70
			16QAM	2.91	2.68
		1 880.0	QPSK	2.91	2.69
			16QAM	2.91	2.69
		1 908.5	QPSK	2.91	2.69
			16QAM	2.91	2.69
	5	1 852.5	QPSK	4.98	4.52
			16QAM	4.90	4.50
		1 880.0	QPSK	4.95	4.51
			16QAM	4.95	4.52
		1 907.5	QPSK	4.92	4.48
			16QAM	4.97	4.48
	10	1 855.0	QPSK	9.74	8.99
			16QAM	9.67	8.99
		1 880.0	QPSK	9.72	8.97
			16QAM	9.77	8.99
		1 905.0	QPSK	9.67	8.97
			16QAM	9.69	8.97
	15	1 857.5	QPSK	14.54	13.52
			16QAM	14.54	13.49
		1 880.0	QPSK	14.46	13.45
			16QAM	14.65	13.49
		1 902.5	QPSK	14.46	13.49
			16QAM	14.39	13.45
20	1 860.0	QPSK	19.53	17.98	
		16QAM	19.38	17.98	
	1 880.0	QPSK	19.33	18.03	
		16QAM	19.43	18.03	
	1 900.0	QPSK	19.23	17.93	
		16QAM	19.38	17.98	

Test Band	Bandwidth (MHz)	Frequency (MHz)	Test mode	26dB bandwidth (MHz)	99 % bandwidth (MHz)
LTE Band 5	1.4	824.7	QPSK	1.31	1.10
			16QAM	1.29	1.09
		836.5	QPSK	1.28	1.10
			16QAM	1.28	1.09
		848.3	QPSK	1.29	1.09
			16QAM	1.31	1.10
	3	825.5	QPSK	2.89	2.69
			16QAM	2.91	2.68
		836.5	QPSK	2.90	2.69
			16QAM	2.91	2.69
		847.5	QPSK	2.91	2.69
			16QAM	2.90	2.67
	5	826.5	QPSK	4.95	4.50
			16QAM	4.91	4.48
		836.5	QPSK	4.95	4.51
			16QAM	4.90	4.50
		846.5	QPSK	4.90	4.50
			16QAM	4.96	4.50
	10	829.0	QPSK	9.84	8.99
			16QAM	9.67	8.99
		836.5	QPSK	9.69	8.97
			16QAM	9.77	8.99
		844.0	QPSK	9.77	8.99
			16QAM	9.77	8.99

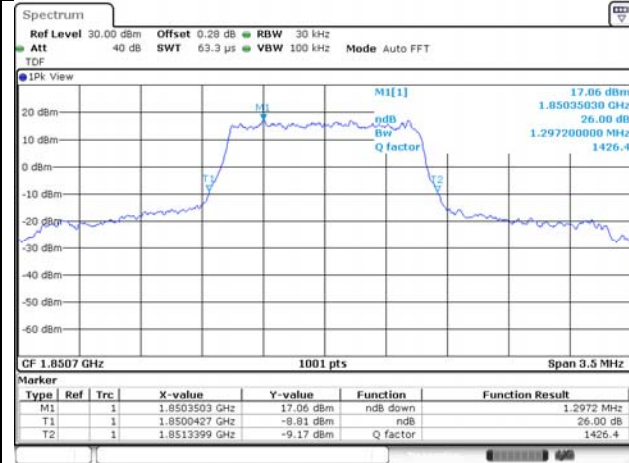
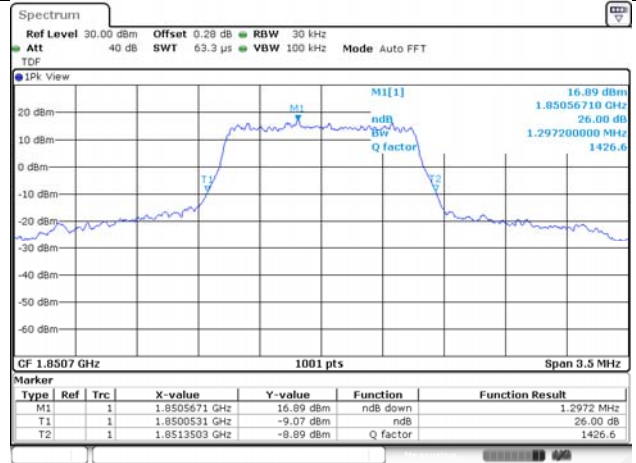
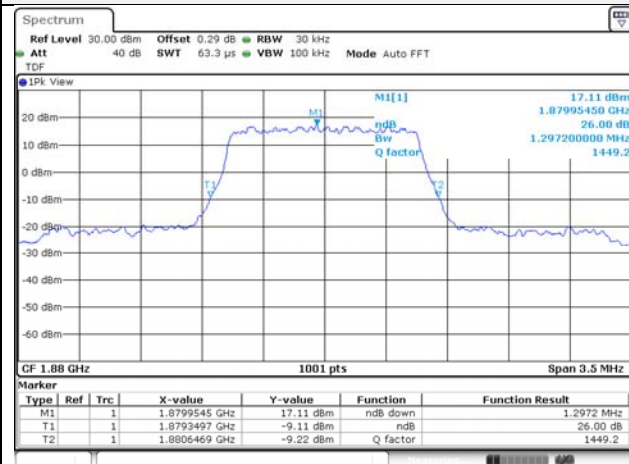
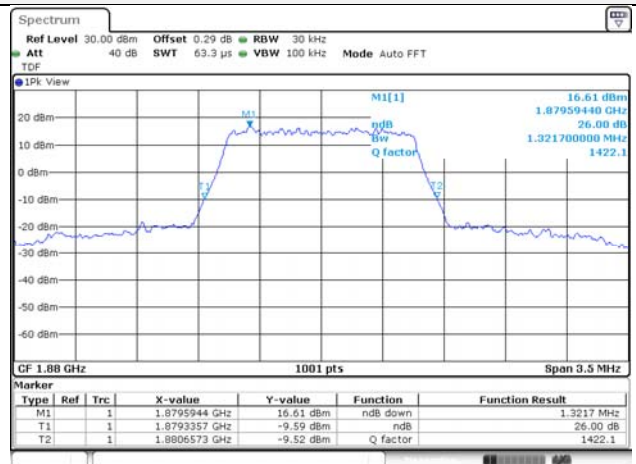
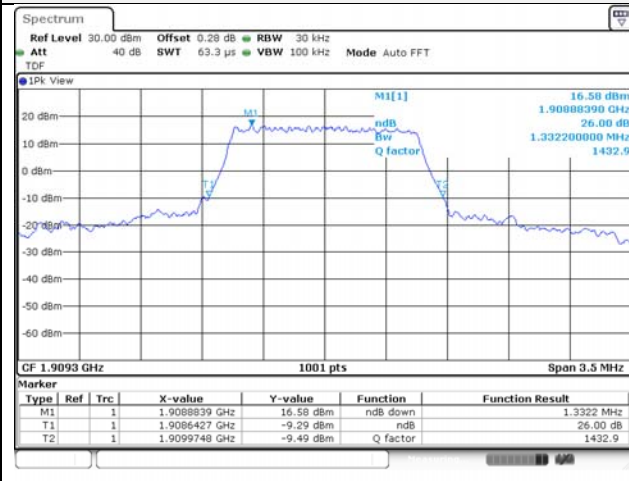
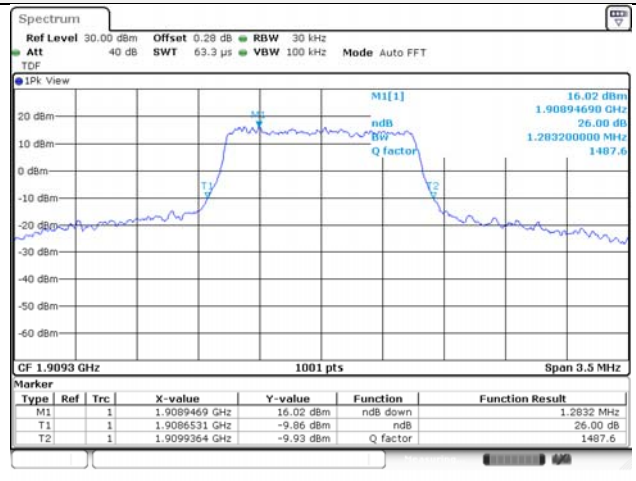
Test Band	Bandwidth (MHz)	Frequency (MHz)	Test mode	26dB bandwidth (MHz)	99 % bandwidth (MHz)
LTE Band 12	1.4	699.7	QPSK	1.28	1.10
			16QAM	1.29	1.10
		707.5	QPSK	1.30	1.09
			16QAM	1.32	1.10
		715.3	QPSK	1.31	1.10
			16QAM	1.28	1.09
	3	700.5	QPSK	2.90	2.69
			16QAM	2.94	2.69
		707.5	QPSK	2.90	2.69
			16QAM	2.91	2.69
		714.5	QPSK	2.91	2.69
			16QAM	2.91	2.67
LTE Band 12/17	5	701.5	QPSK	5.17	4.53
			16QAM	5.18	4.51
		707.5	QPSK	5.17	4.51
			16QAM	5.17	4.52
		713.5	QPSK	5.15	4.51
			16QAM	5.20	4.51
	10	704.0	QPSK	10.24	8.99
			16QAM	9.99	8.99
		707.5	QPSK	10.02	8.97
			16QAM	9.94	8.99
		711.0	QPSK	9.99	8.99
			16QAM	10.17	8.99



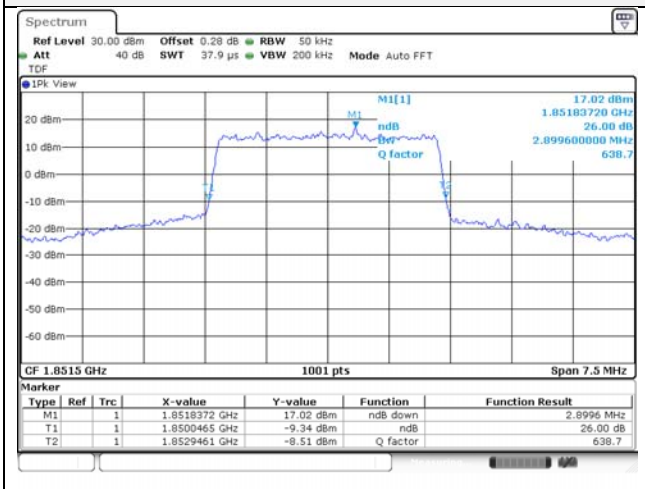
Test Band	Bandwidth (MHz)	Frequency (MHz)	Test mode	26dB bandwidth (MHz)	99 % bandwidth (MHz)
LTE Band 26	1.4	824.7	QPSK	1.31	1.10
			16QAM	1.28	1.09
		836.5	QPSK	1.28	1.10
			16QAM	1.29	1.09
		848.3	QPSK	1.29	1.09
			16QAM	1.31	1.10
	3	825.5	QPSK	2.89	2.69
			16QAM	2.92	2.69
		836.5	QPSK	2.91	2.69
			16QAM	2.90	2.68
		847.5	QPSK	2.91	2.69
			16QAM	2.90	2.68
	5	826.5	QPSK	4.96	4.51
			16QAM	4.88	4.47
		836.5	QPSK	4.95	4.50
			16QAM	4.93	4.50
		846.5	QPSK	4.88	4.50
			16QAM	4.95	4.50
	10	829.0	QPSK	9.67	8.99
			16QAM	9.74	8.97
		836.5	QPSK	9.72	8.97
			16QAM	9.77	8.99
		844.0	QPSK	9.82	8.99
			16QAM	9.72	8.99
	15	831.5	QPSK	14.54	13.45
			16QAM	14.65	13.49
		836.5	QPSK	14.54	13.45
			16QAM	14.50	13.49
841.5		QPSK	14.54	13.49	
		16QAM	14.57	13.45	

Test Band	Bandwidth (MHz)	Frequency (MHz)	Test mode	26dB bandwidth (MHz)	99 % bandwidth (MHz)
LTE Band 41	5	2 498.5	QPSK	5.00	4.50
			16QAM	4.98	4.48
		2 593.0	QPSK	4.95	4.48
			16QAM	5.03	4.48
		2 687.5	QPSK	4.92	4.51
			16QAM	4.95	4.53
	10	2 501.0	QPSK	9.67	8.99
			16QAM	9.69	8.97
		2 593.0	QPSK	9.67	8.97
			16QAM	10.02	8.97
		2 685.0	QPSK	9.67	9.02
			16QAM	9.74	8.99
	15	2 503.5	QPSK	14.39	13.49
			16QAM	14.84	13.45
		2 593.0	QPSK	14.50	13.41
			16QAM	14.31	13.45
		2 682.5	QPSK	14.50	13.45
			16QAM	14.72	13.45
	20	2 506.0	QPSK	19.33	18.03
			16QAM	19.28	17.93
		2 593.0	QPSK	19.53	17.98
			16QAM	19.13	18.03
		2 680.0	QPSK	19.18	17.98
			16QAM	19.58	17.98

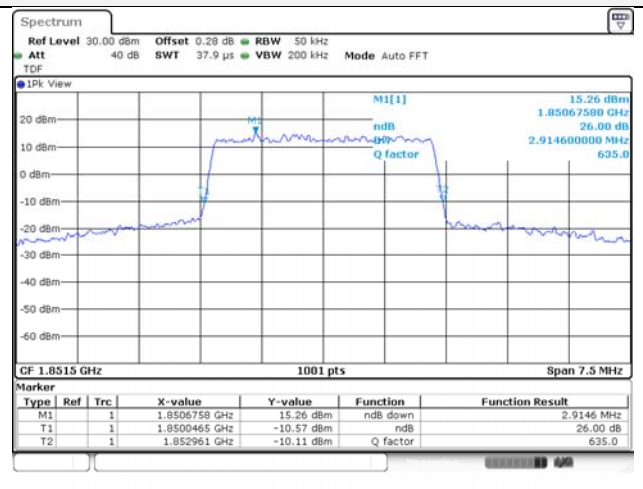
Test Band	Bandwidth (MHz)	Frequency (MHz)	Test mode	26dB bandwidth (MHz)	99 % bandwidth (MHz)
LTE Band 66/4	1.4	1 710.7	QPSK	1.32	1.10
			16QAM	1.28	1.09
		1 745.0	QPSK	1.29	1.10
			16QAM	1.30	1.09
		1 779.3	QPSK	1.30	1.09
			16QAM	1.32	1.10
	3	1 711.5	QPSK	2.88	2.69
			16QAM	2.92	2.69
		1 745.0	QPSK	2.90	2.69
			16QAM	2.90	2.69
		1 778.5	QPSK	2.91	2.69
			16QAM	2.91	2.68
	5	1 712.5	QPSK	5.20	4.52
			16QAM	5.18	4.50
		1 745.0	QPSK	5.21	4.51
			16QAM	5.20	4.53
		1 777.5	QPSK	5.17	4.51
			16QAM	5.25	4.55
	10	1 715.0	QPSK	10.09	8.99
			16QAM	10.07	9.02
		1 745.0	QPSK	10.02	8.99
			16QAM	9.92	9.02
		1 775.0	QPSK	10.07	9.02
			16QAM	9.97	8.97
	15	1 717.5	QPSK	15.17	13.49
			16QAM	14.99	13.49
		1 745.0	QPSK	15.02	13.45
			16QAM	14.99	13.52
		1 772.5	QPSK	14.91	13.56
			16QAM	14.87	13.45
	20	1 720.0	QPSK	19.93	17.98
			16QAM	19.38	17.98
		1 745.0	QPSK	19.88	18.08
			16QAM	19.53	18.03
		1 770.0	QPSK	19.78	17.98
			16QAM	19.98	17.98

**26 dB Bandwidth****Test mode: LTE Band 2****1.4M BW QPSK Low ch.****1.4M BW 16QAM Low ch.****1.4M BW QPSK Mid ch.****1.4M BW 16QAM Mid ch.****1.4M BW QPSK High ch.****1.4M BW 16QAM High ch.**

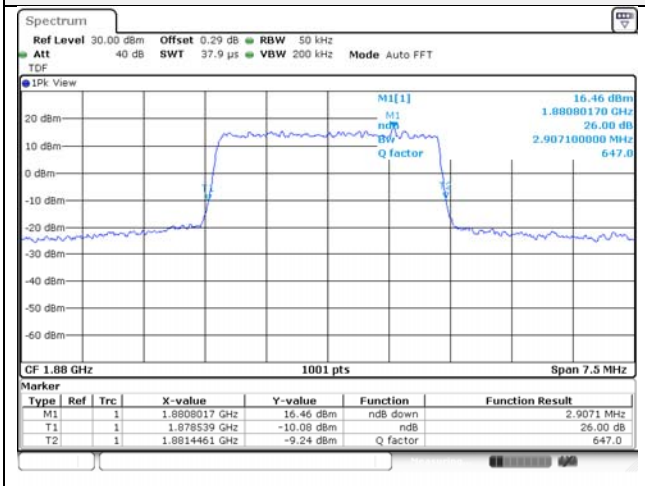
**3M BW QPSK Low ch.**



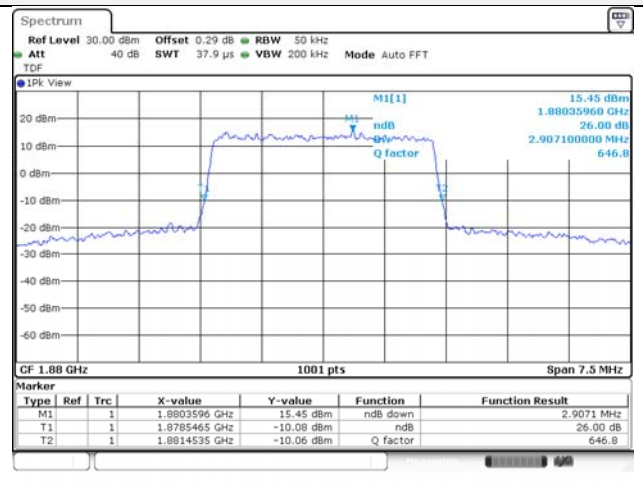
**3M BW 16QAM Low ch.**



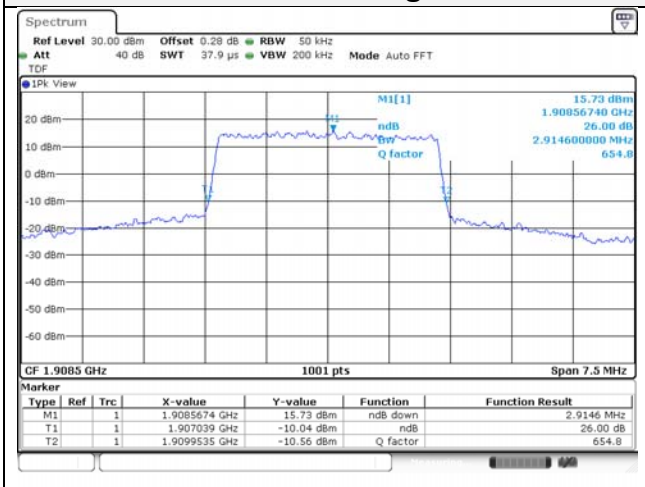
**3M BW QPSK Mid ch.**



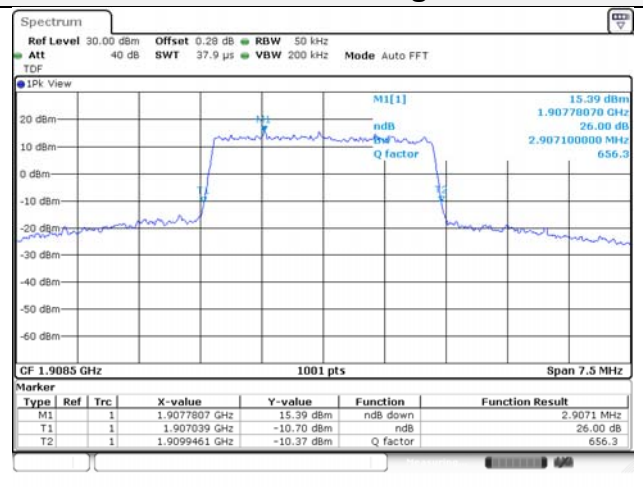
**3M BW 16QAM Mid ch.**



**3M BW QPSK High ch.**

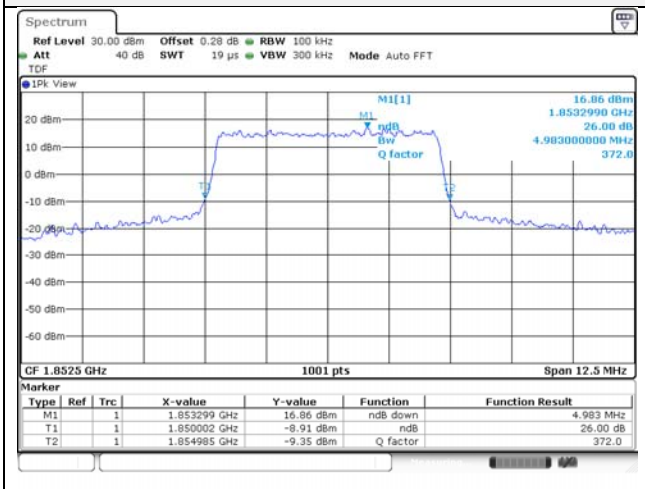


**3M BW 16QAM High ch.**

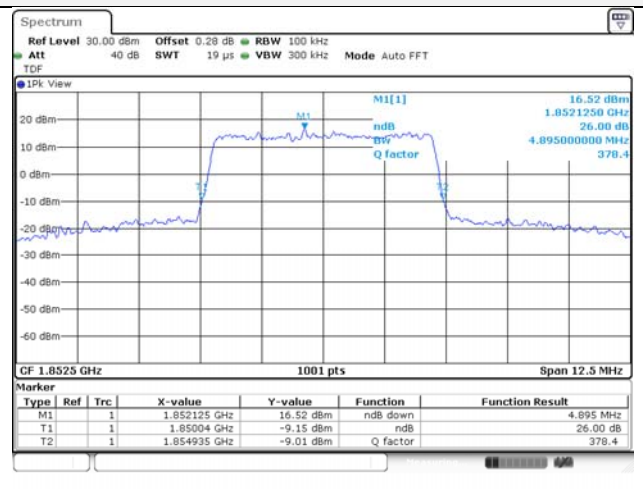




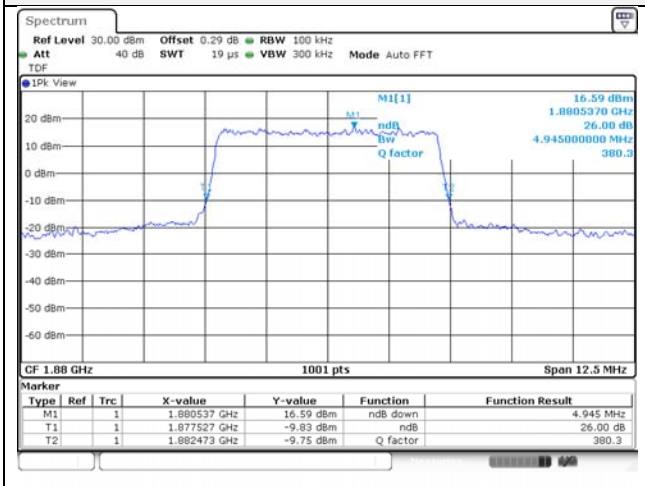
**5M BW QPSK Low ch.**



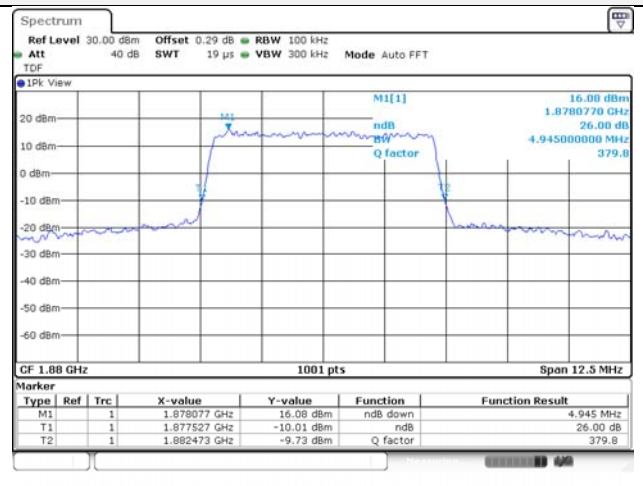
**5M BW 16QAM Low ch.**



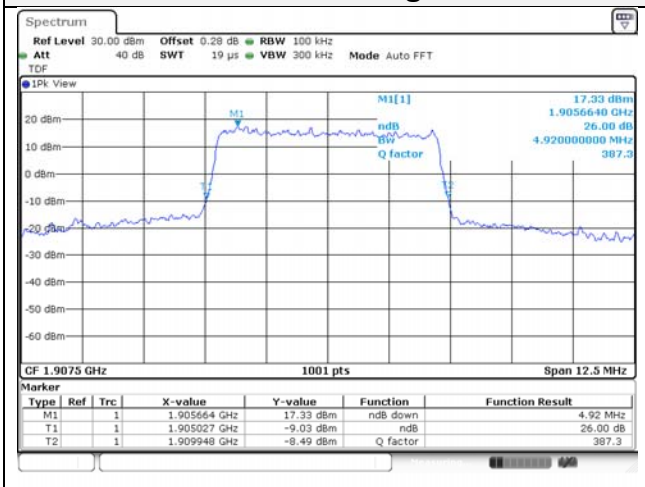
**5M BW QPSK Mid ch.**



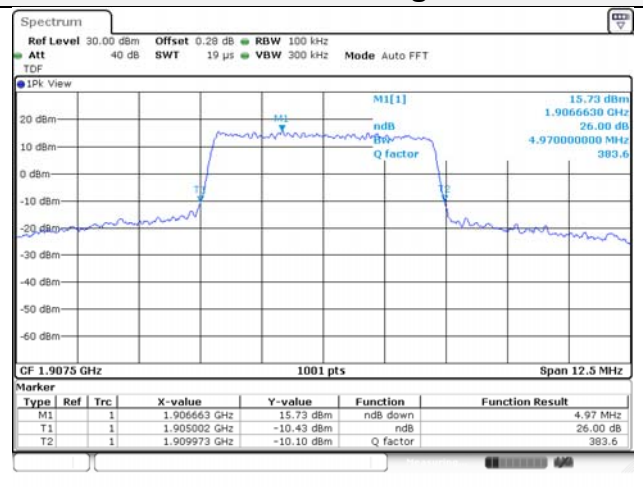
**5M BW 16QAM Mid ch.**



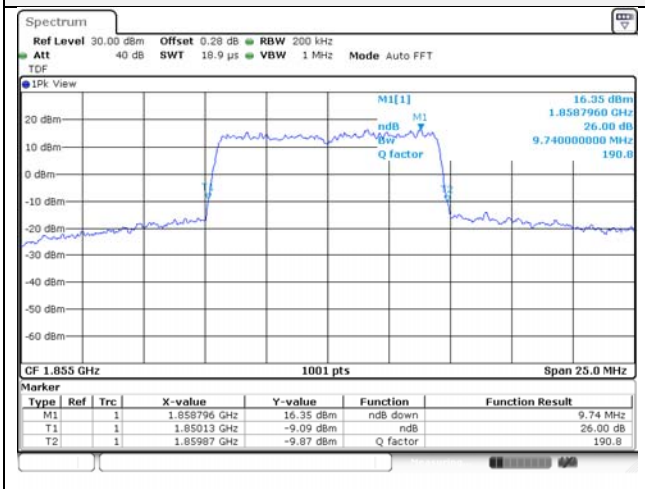
**5M BW QPSK High ch.**



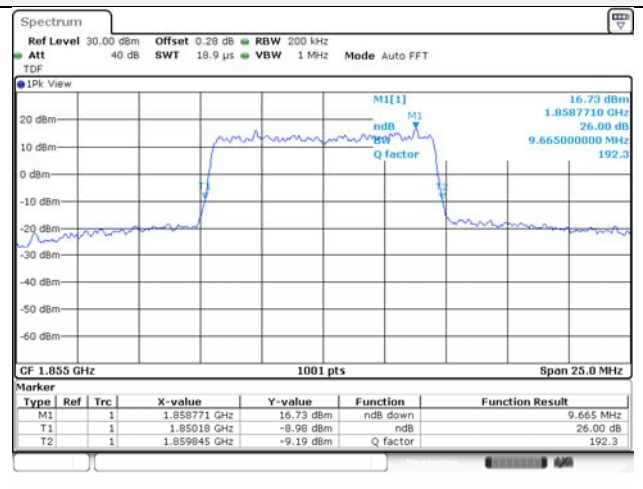
**5M BW 16QAM High ch.**



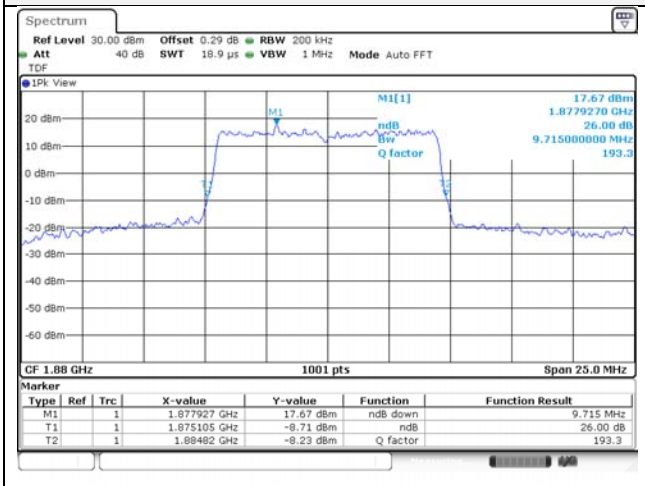
**10M BW QPSK Low ch.**



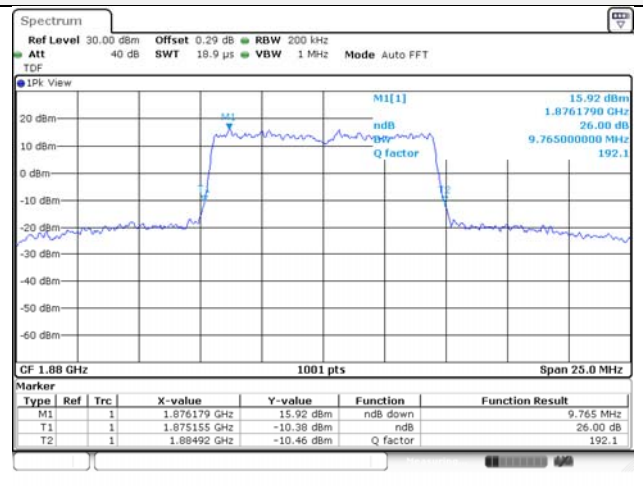
**10M BW 16QAM Low ch.**



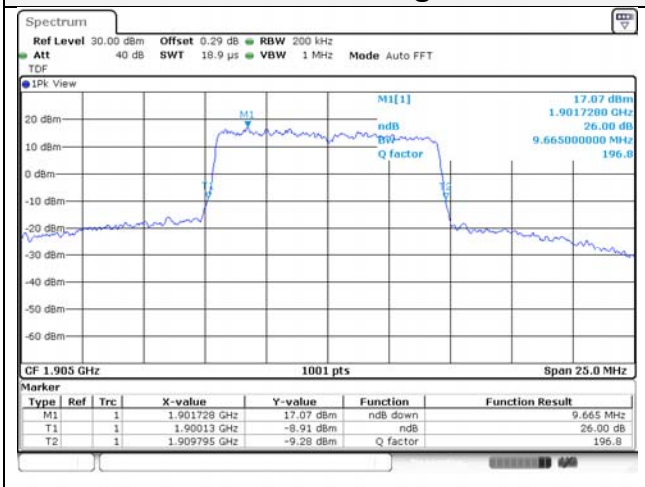
**10M BW QPSK Mid ch.**



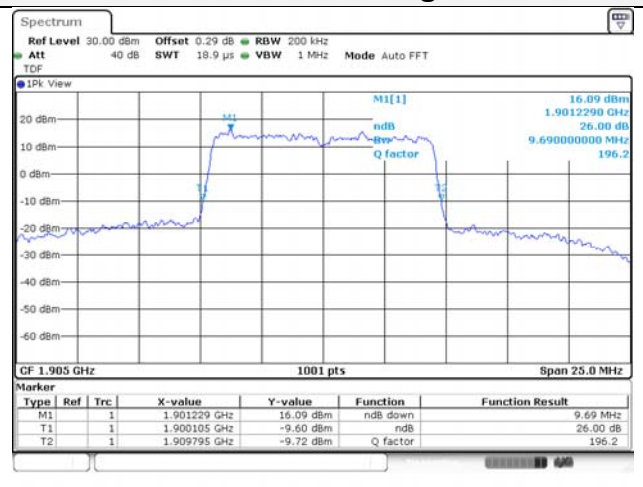
**10M BW 16QAM Mid ch.**



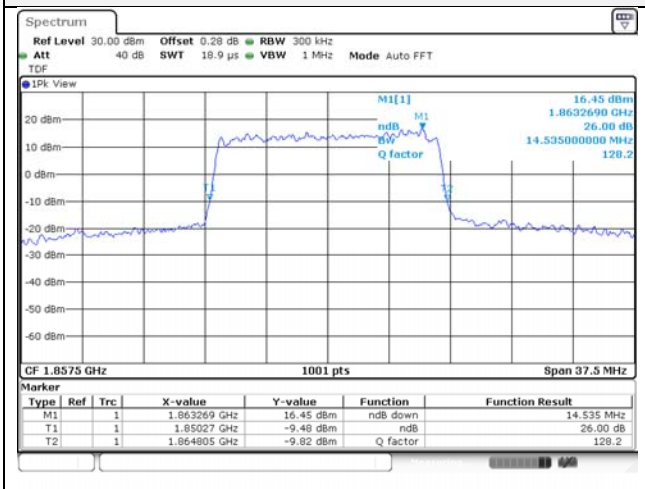
**10M BW QPSK High ch.**



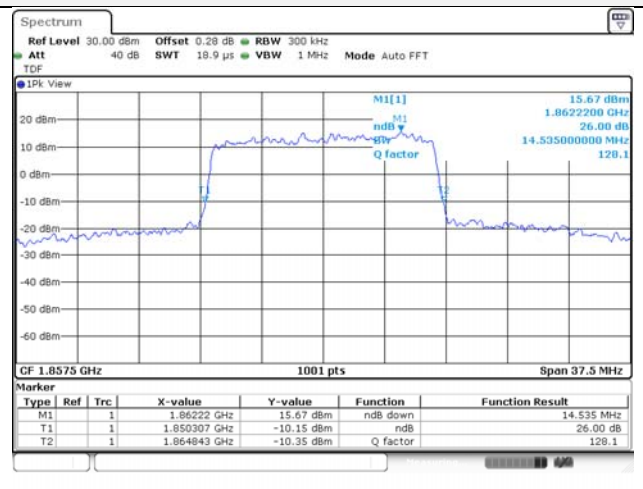
**10M BW 16QAM High ch.**



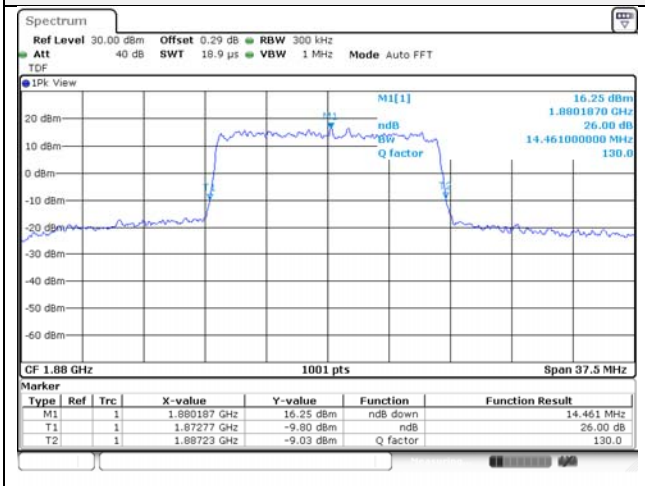
**15M BW QPSK Low ch.**



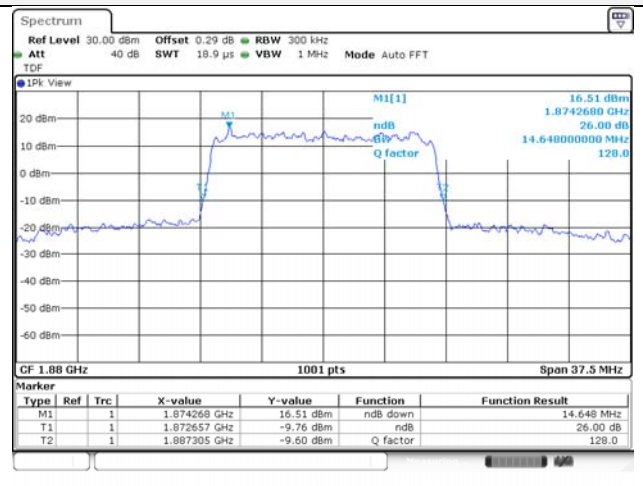
**15M BW 16QAM Low ch.**



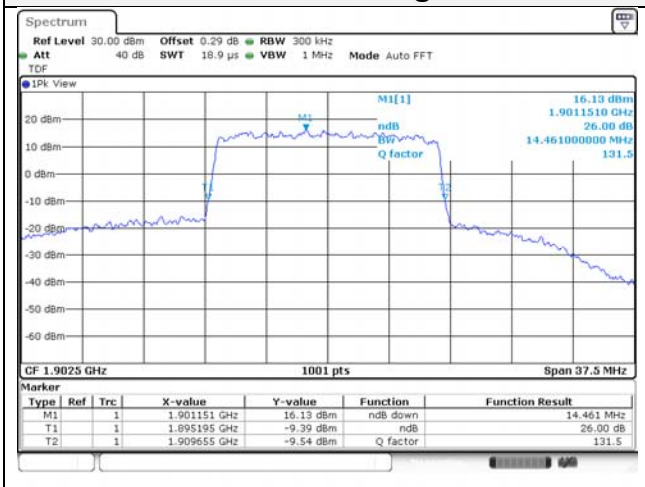
**15M BW QPSK Mid ch.**



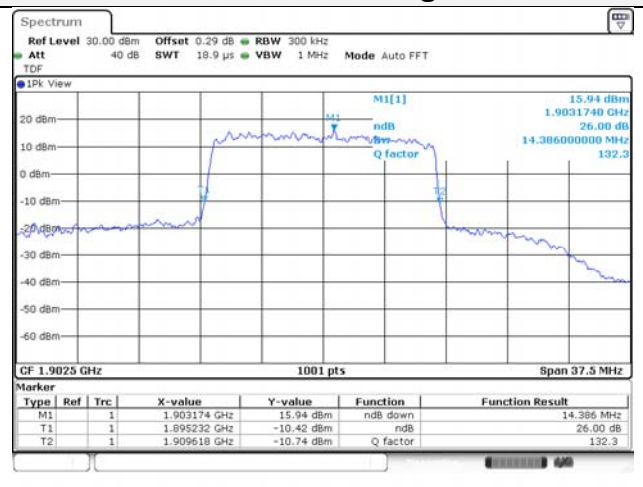
**15M BW 16QAM Mid ch.**



**15M BW QPSK High ch.**

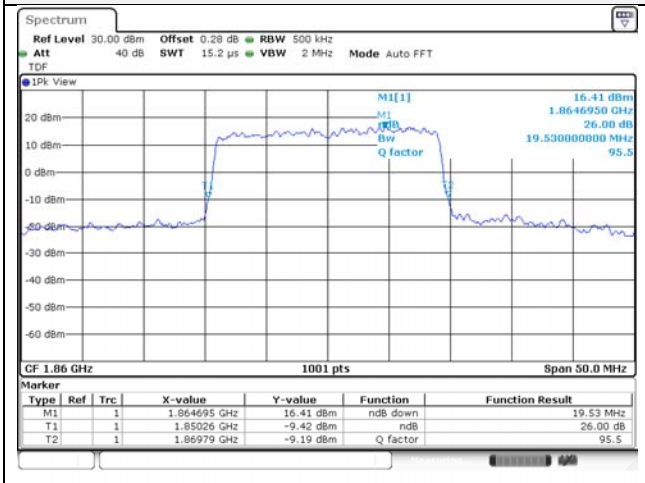


**15M BW 16QAM High ch.**

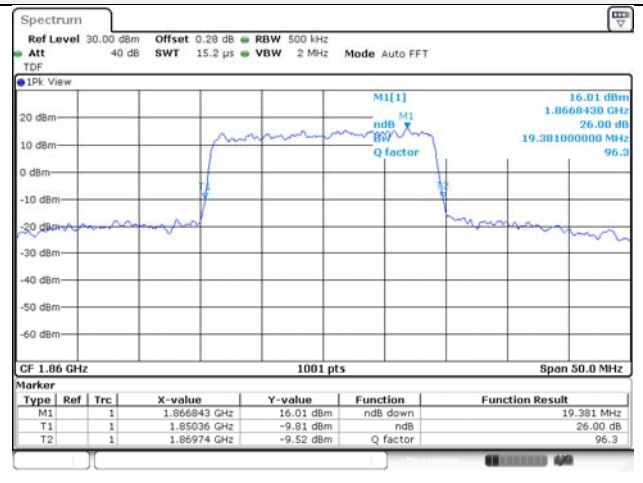




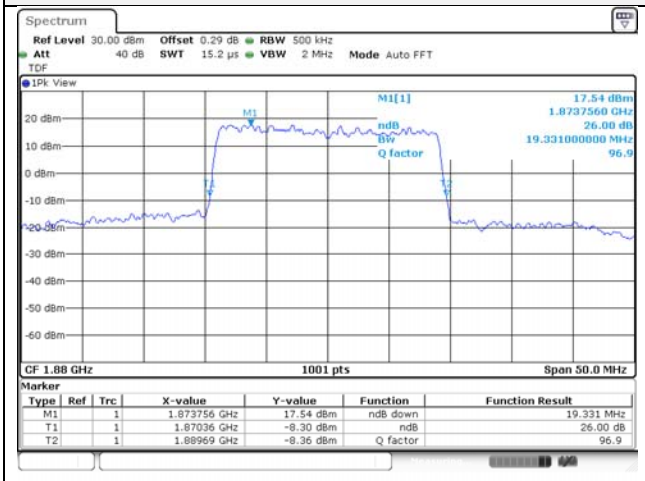
**20M BW QPSK Low ch.**



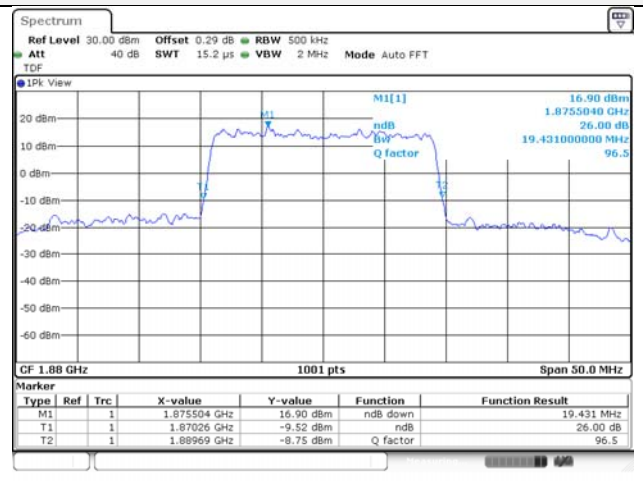
**20M BW 16QAM Low ch.**



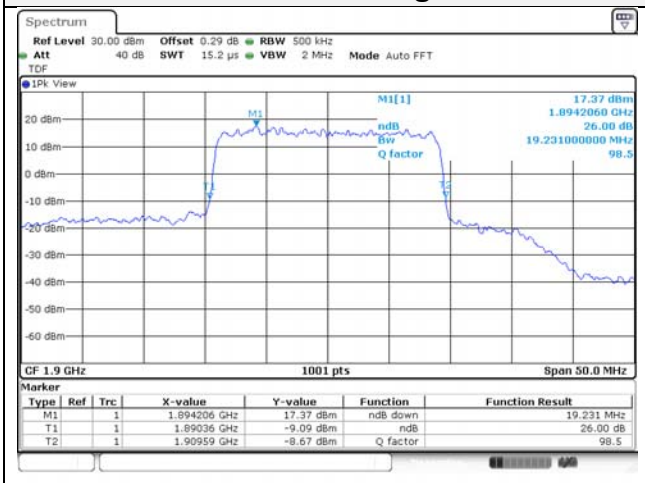
**20M BW QPSK Mid ch.**



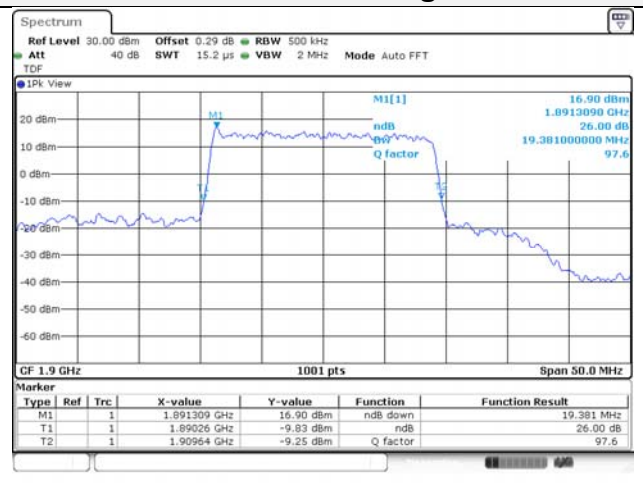
**20M BW 16QAM Mid ch.**



**20M BW QPSK High ch.**

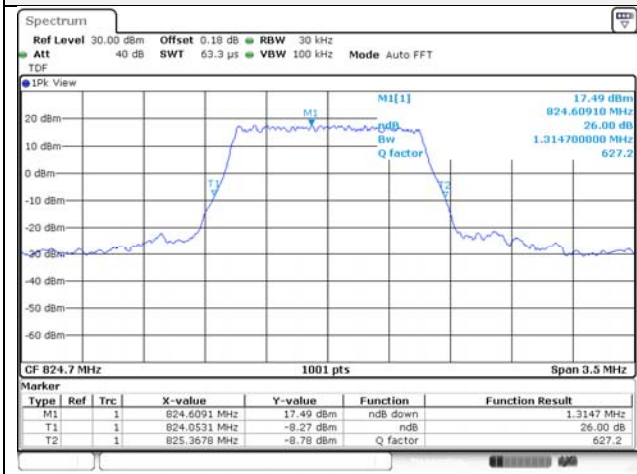


**20M BW 16QAM High ch.**

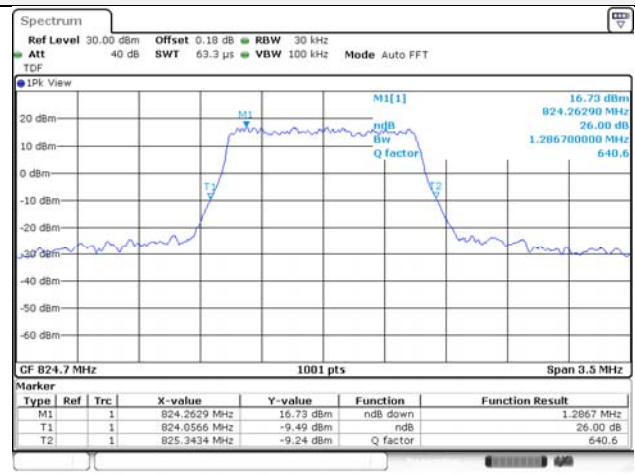


**Test mode: LTE Band 5**

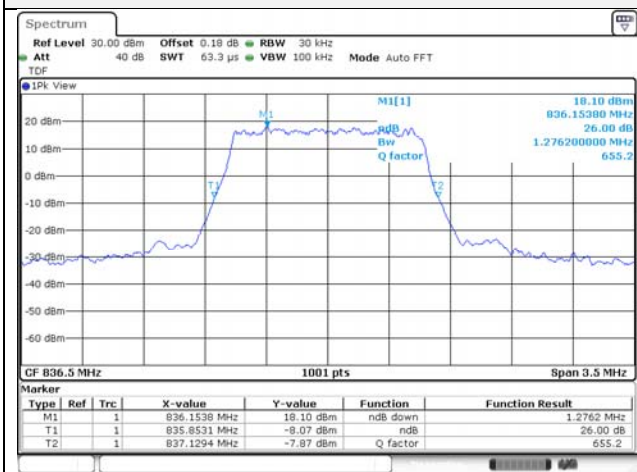
**1.4M BW QPSK Low ch.**



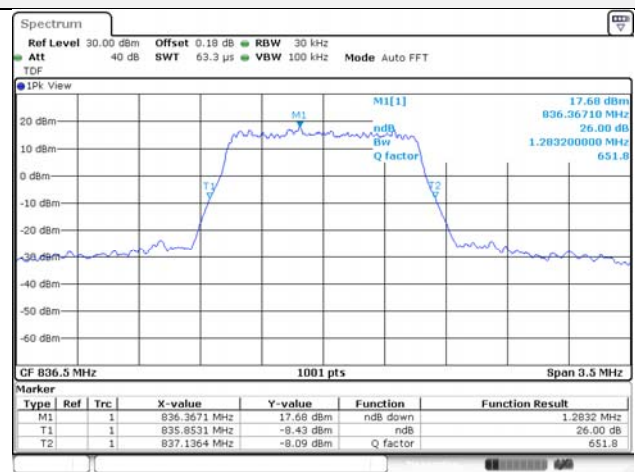
**1.4M BW 16QAM Low ch.**



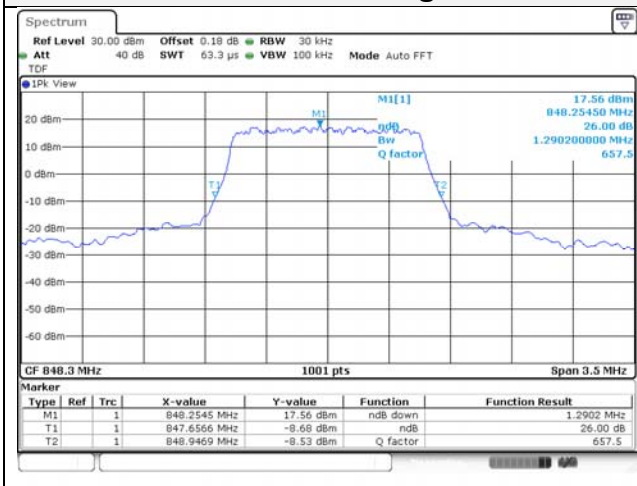
**1.4M BW QPSK Mid ch.**



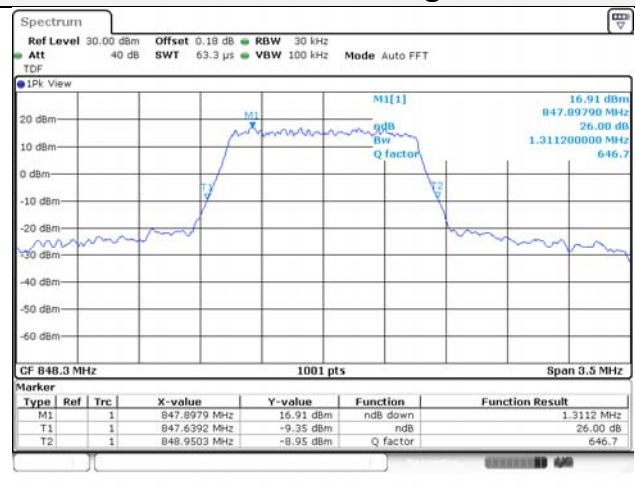
**1.4M BW 16QAM Mid ch.**



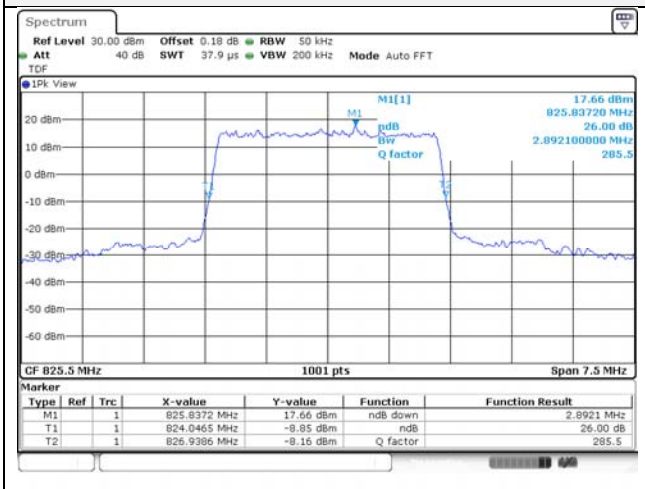
**1.4M BW QPSK High ch.**



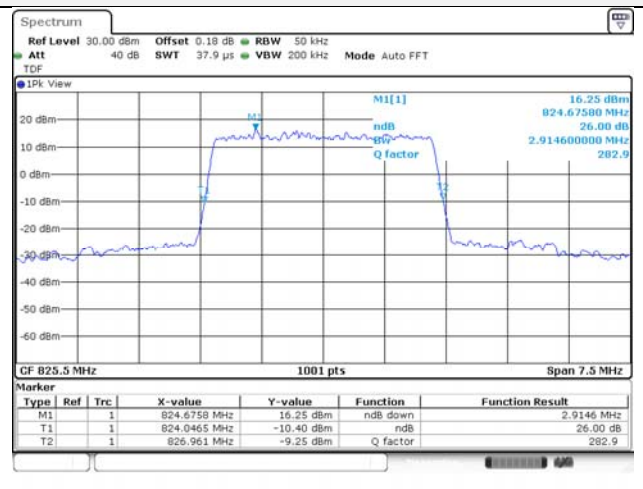
**1.4M BW 16QAM High ch.**



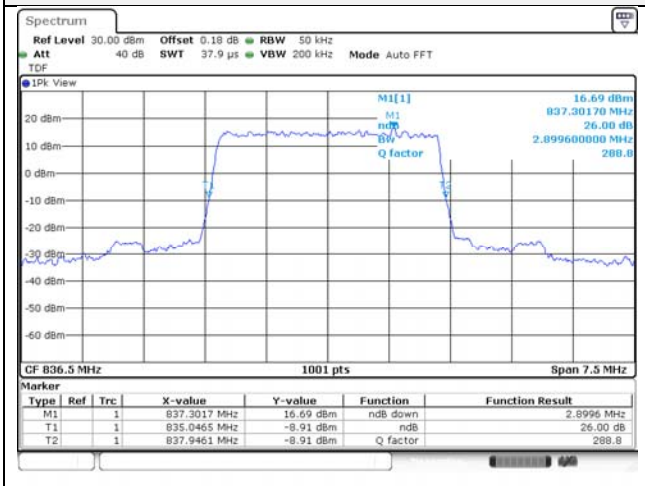
**3M BW QPSK Low ch.**



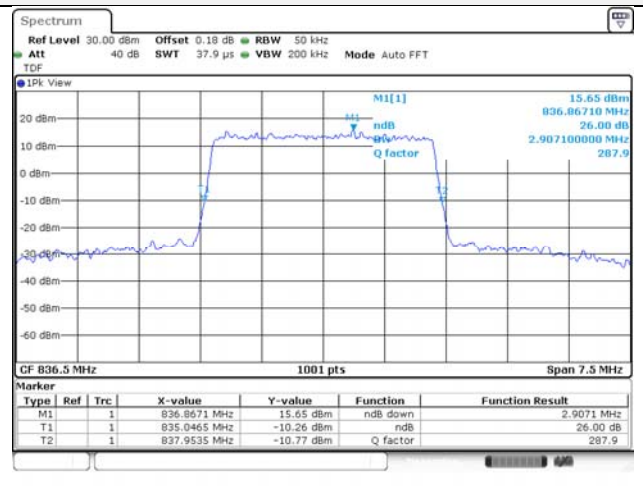
**3M BW 16QAM Low ch.**



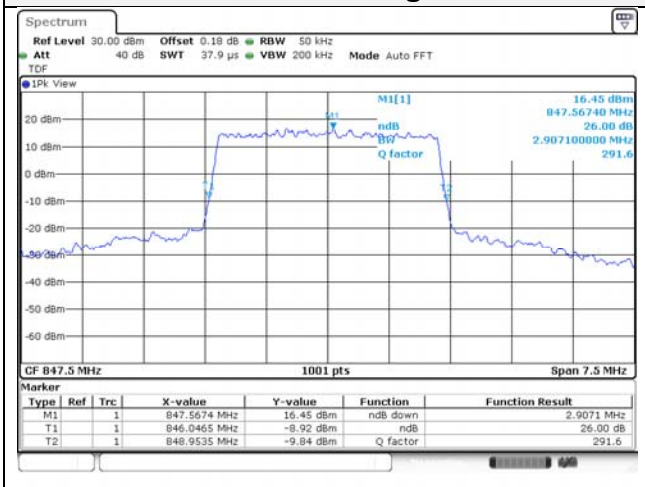
**3M BW QPSK Mid ch.**



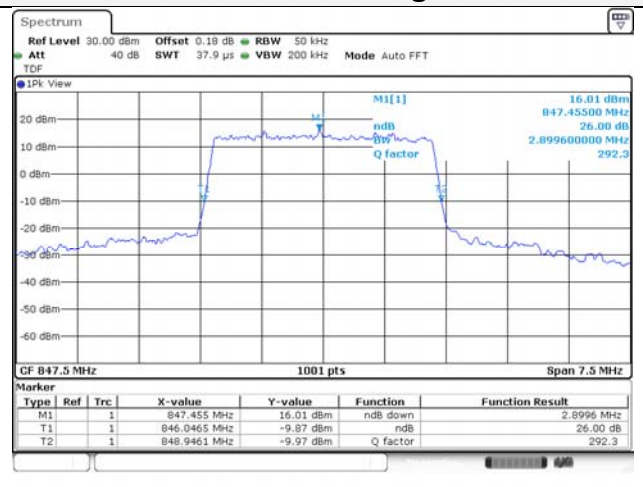
**3M BW 16QAM Mid ch.**



**3M BW QPSK High ch.**

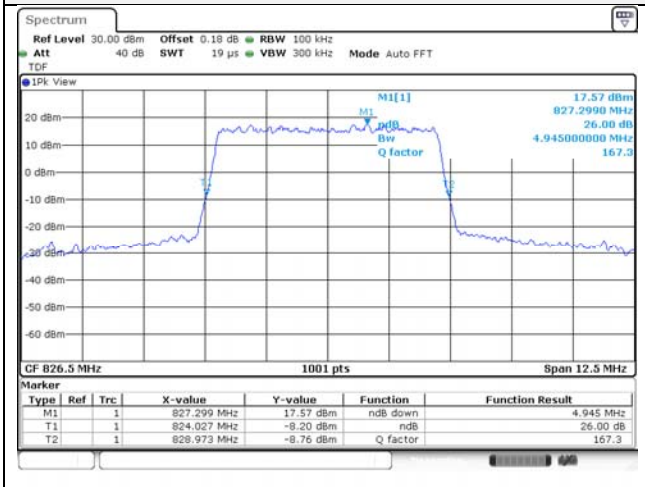


**3M BW 16QAM High ch.**

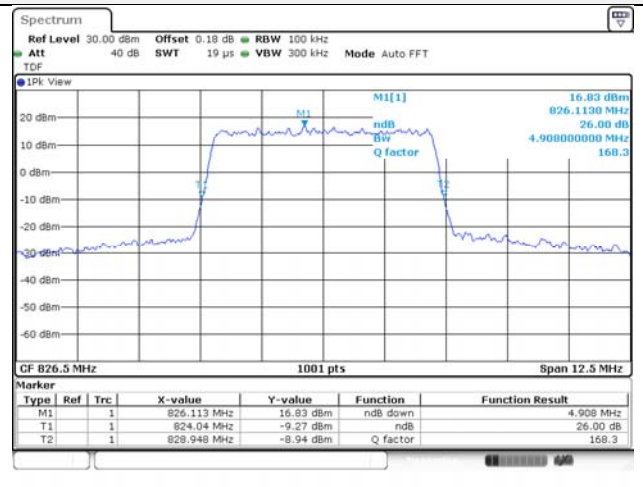




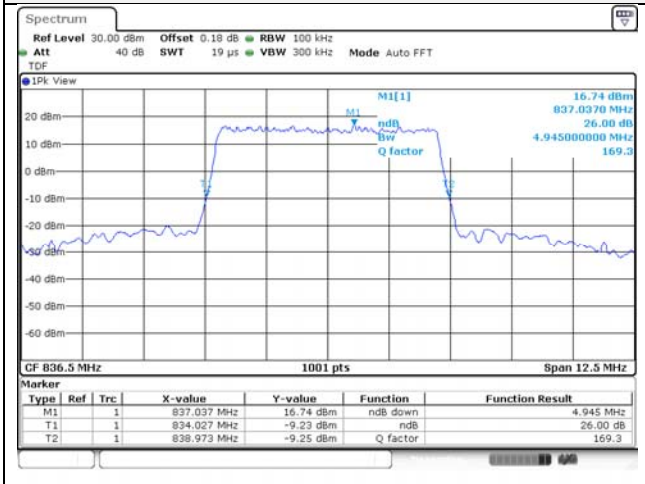
**5M BW QPSK Low ch.**



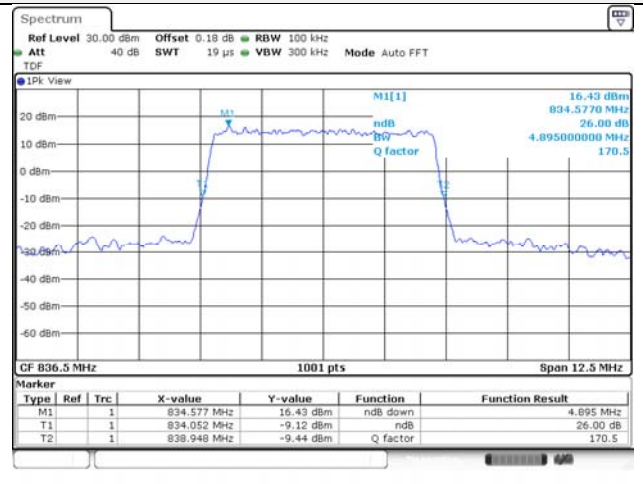
**5M BW 16QAM Low ch.**



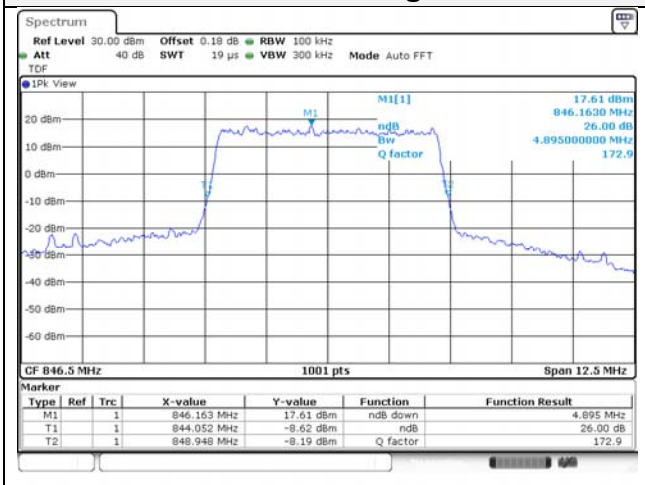
**5M BW QPSK Mid ch.**



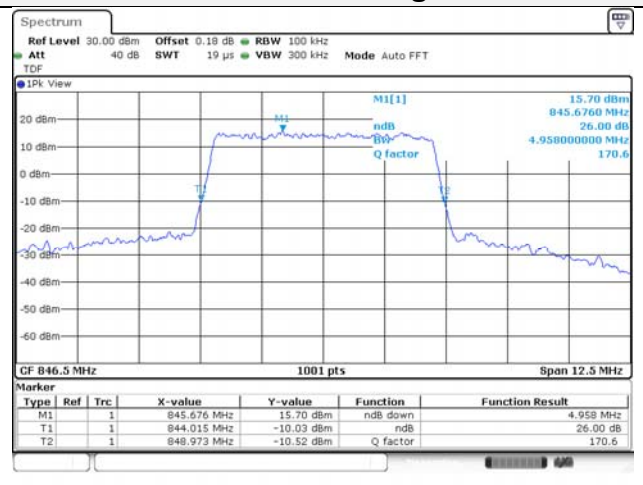
**5M BW 16QAM Mid ch.**



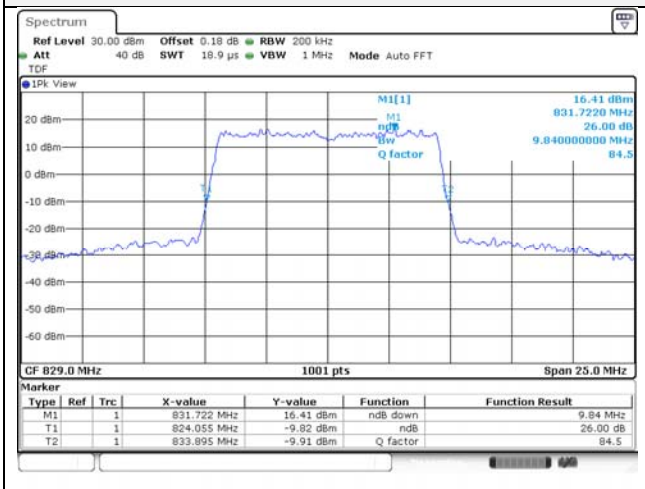
**5M BW QPSK High ch.**



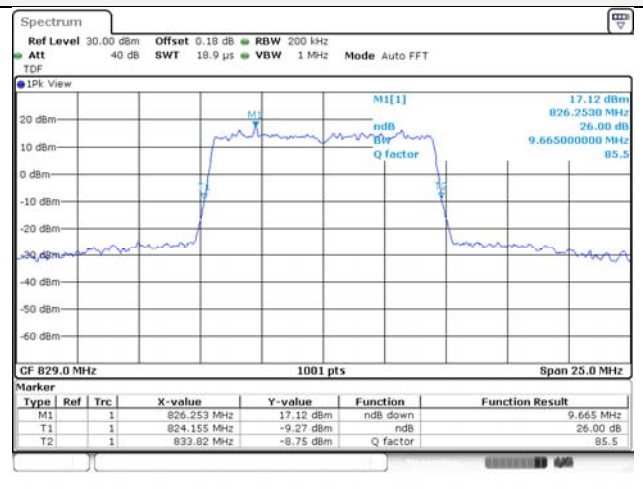
**5M BW 16QAM High ch.**



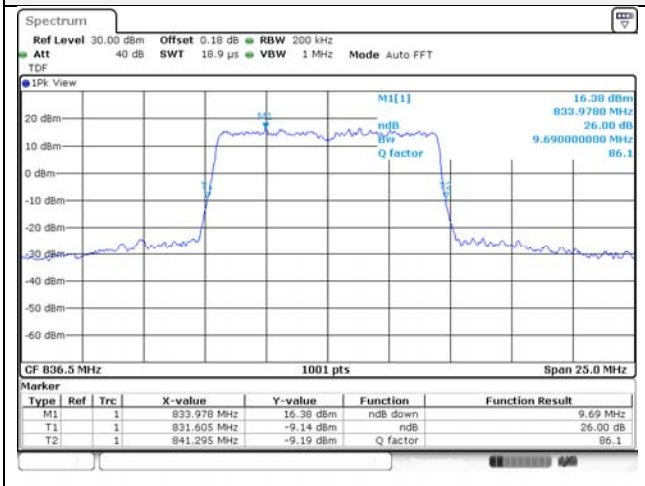
**10M BW QPSK Low ch.**



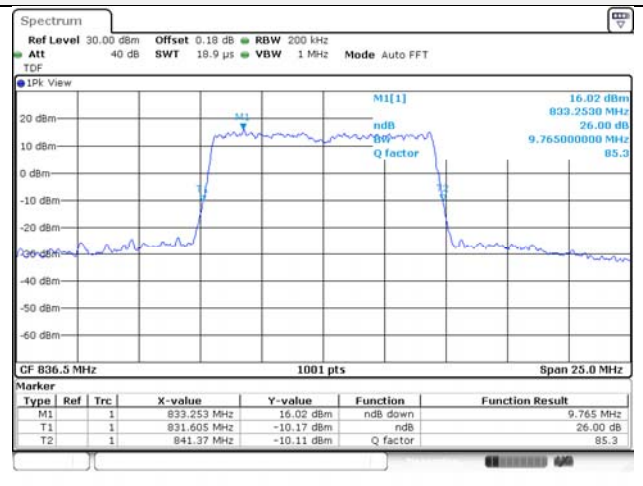
**10M BW 16QAM Low ch.**



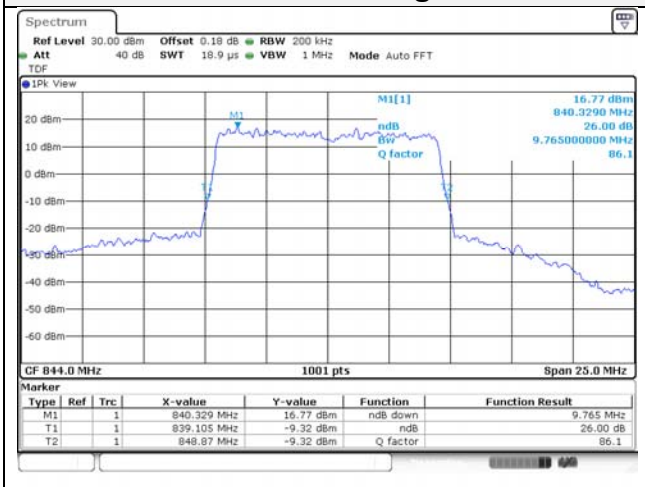
**10M BW QPSK Mid ch.**



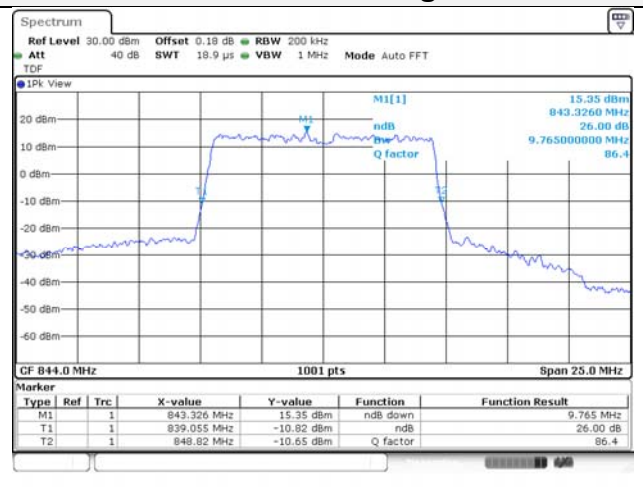
**10M BW 16QAM Mid ch.**



**10M BW QPSK High ch.**

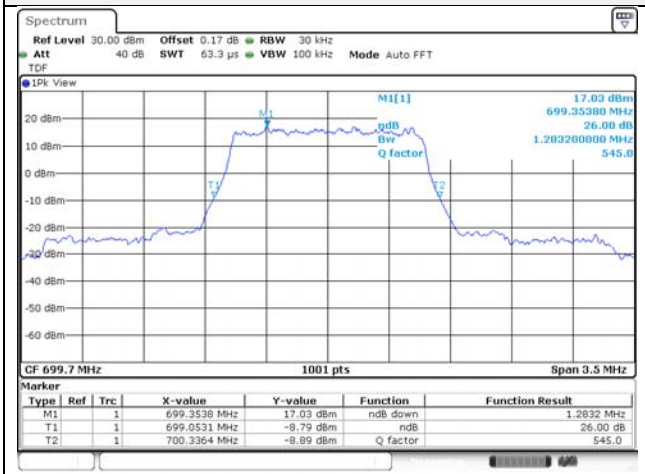


**10M BW 16QAM High ch.**

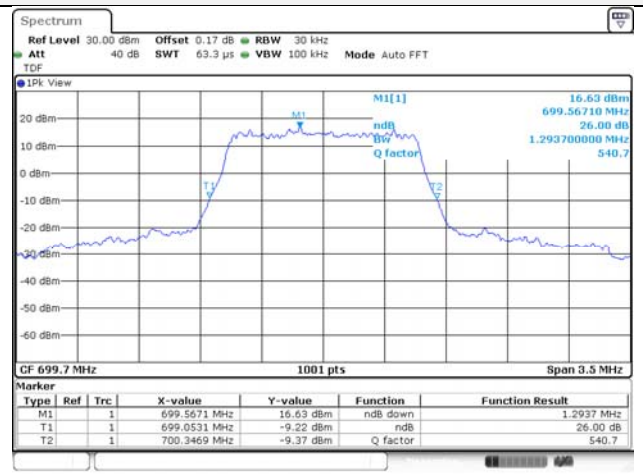


**Test mode: LTE Band 12**

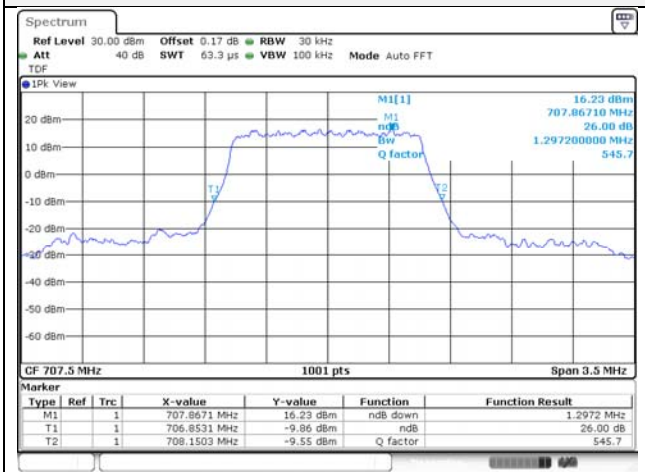
**1.4M BW QPSK Low ch.**



**1.4M BW 16QAM Low ch.**



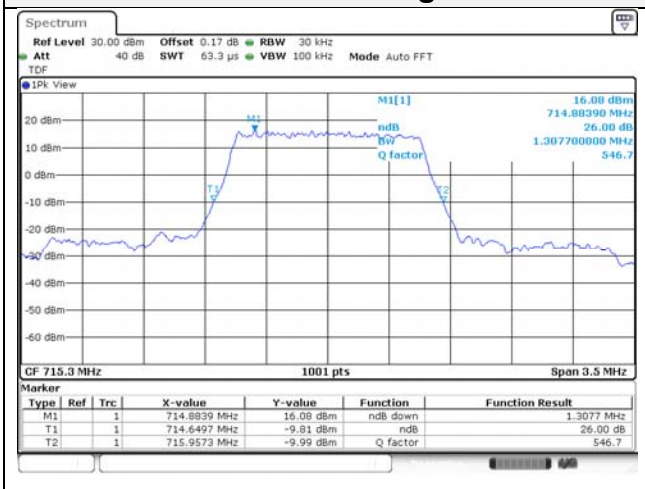
**1.4M BW QPSK Mid ch.**



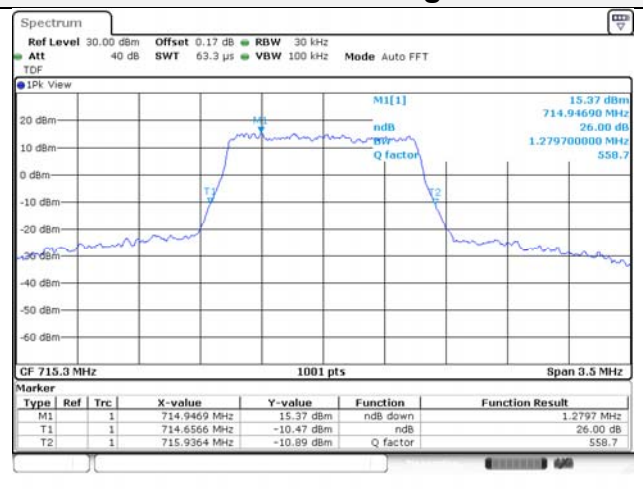
**1.4M BW 16QAM Mid ch.**



**1.4M BW QPSK High ch.**

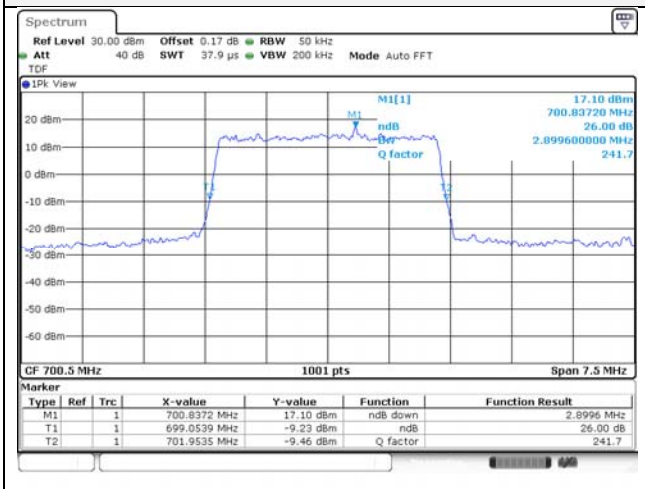


**1.4M BW 16QAM High ch.**

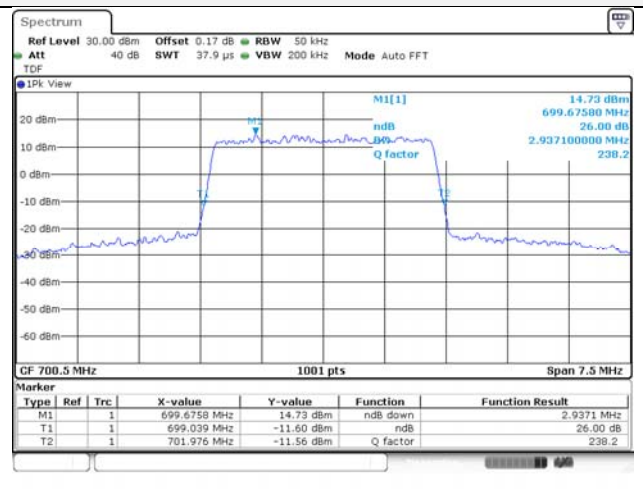




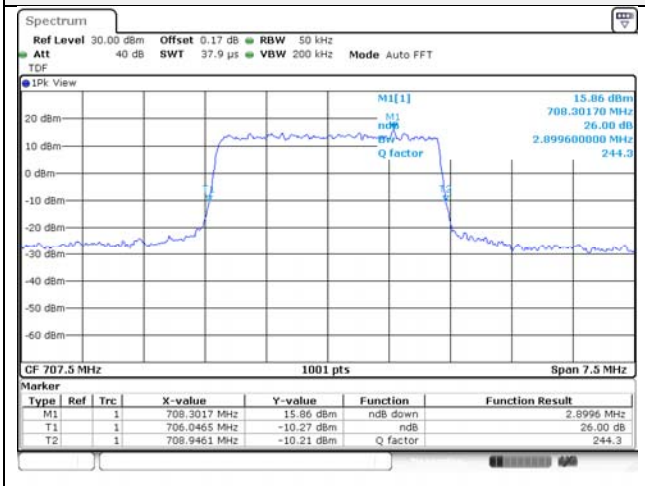
**3M BW QPSK Low ch.**



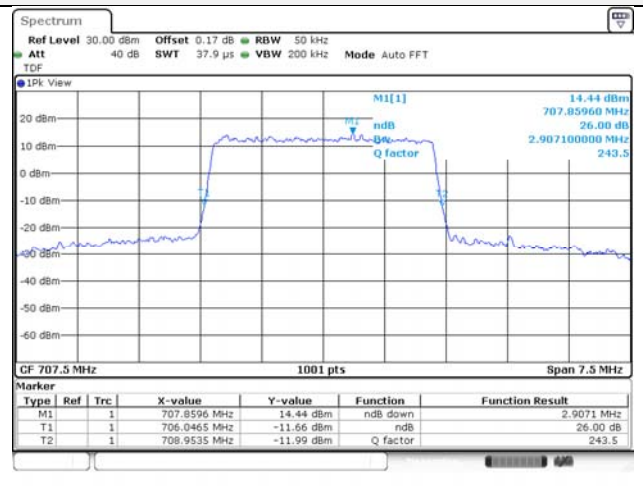
**3M BW 16QAM Low ch.**



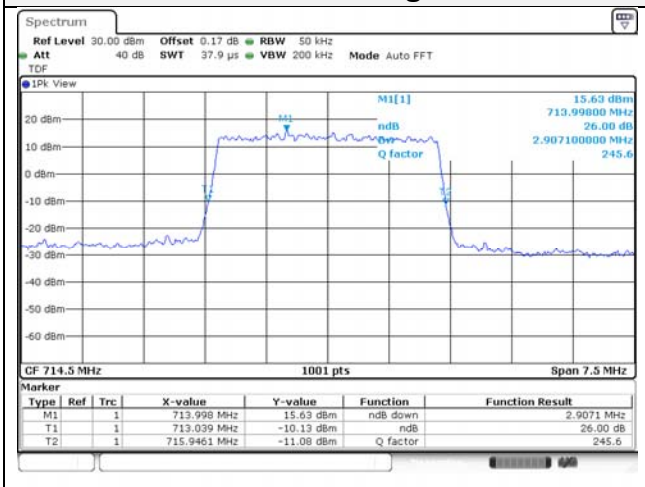
**3M BW QPSK Mid ch.**



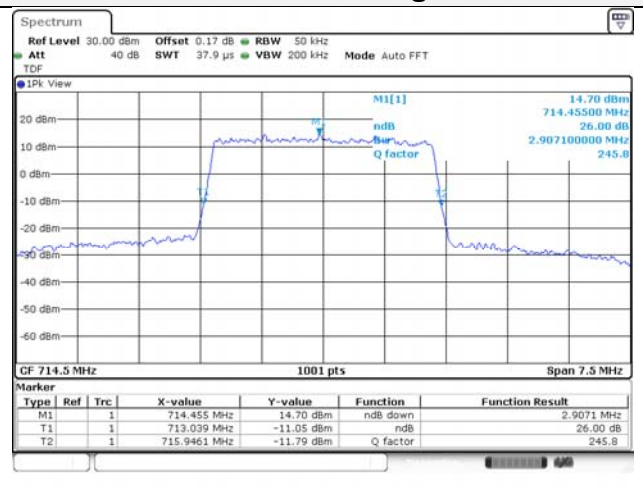
**3M BW 16QAM Mid ch.**



**3M BW QPSK High ch.**

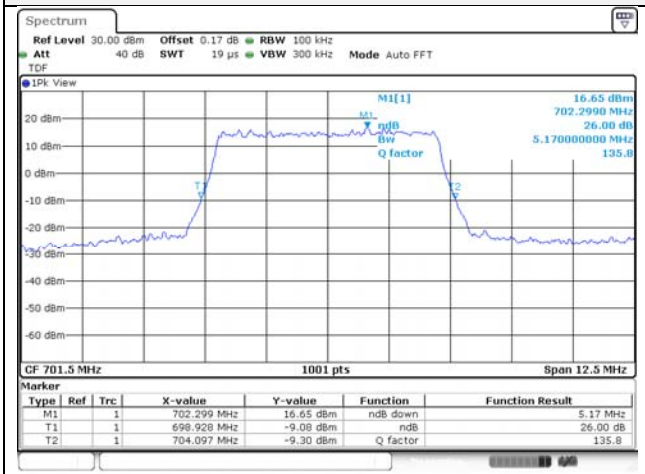


**3M BW 16QAM High ch.**

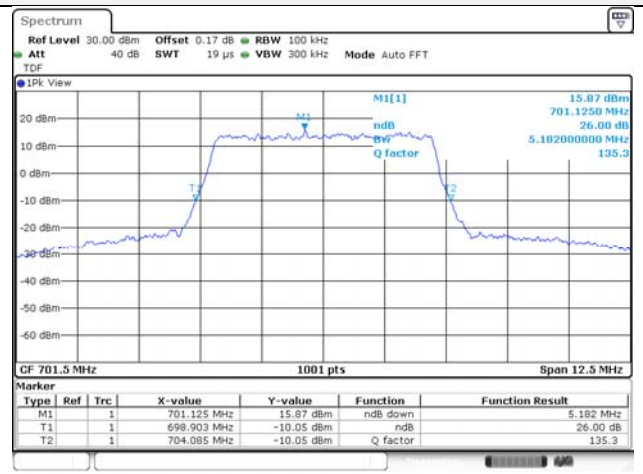


**Test mode: LTE Band 12/17**

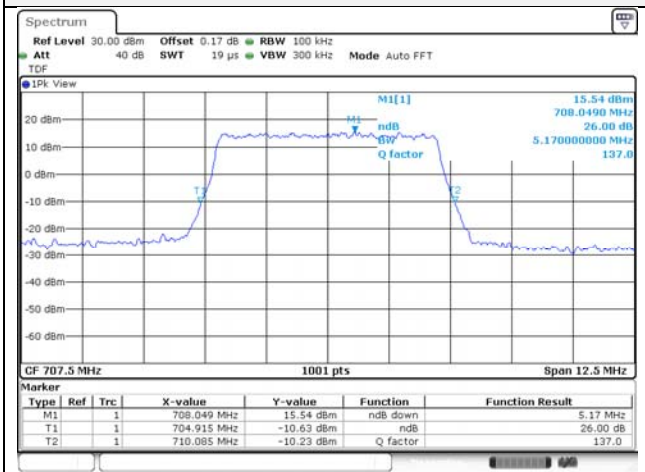
**5M BW QPSK Low ch.**



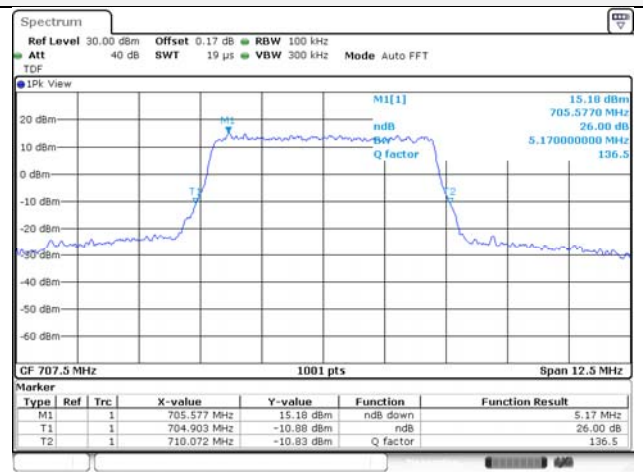
**5M BW 16QAM Low ch.**



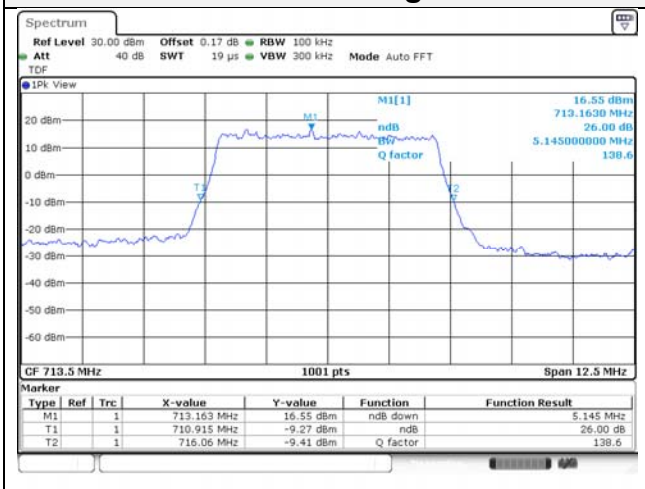
**5M BW QPSK Mid ch.**



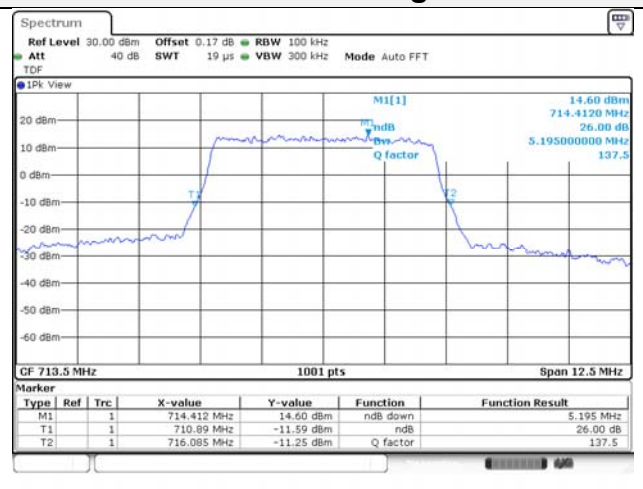
**5M BW 16QAM Mid ch.**



**5M BW QPSK High ch.**

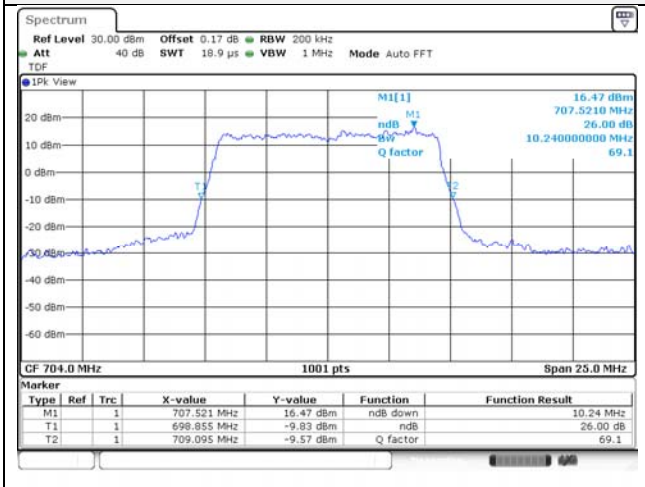


**5M BW 16QAM High ch.**

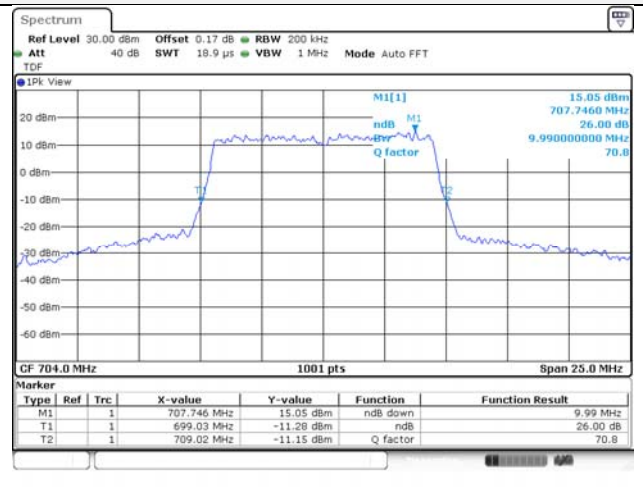




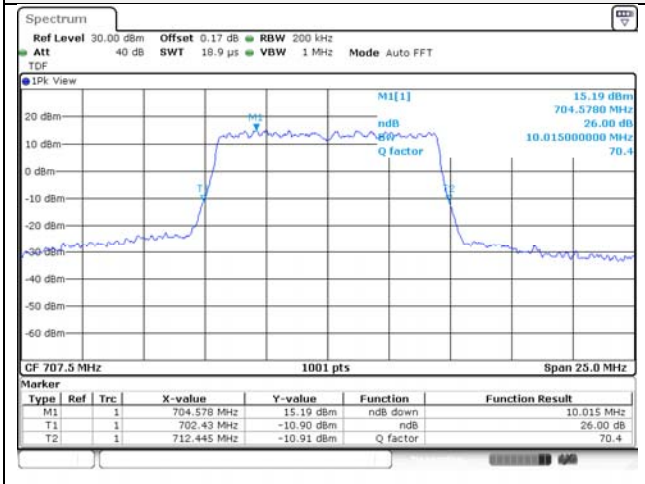
**10M BW QPSK Low ch.**



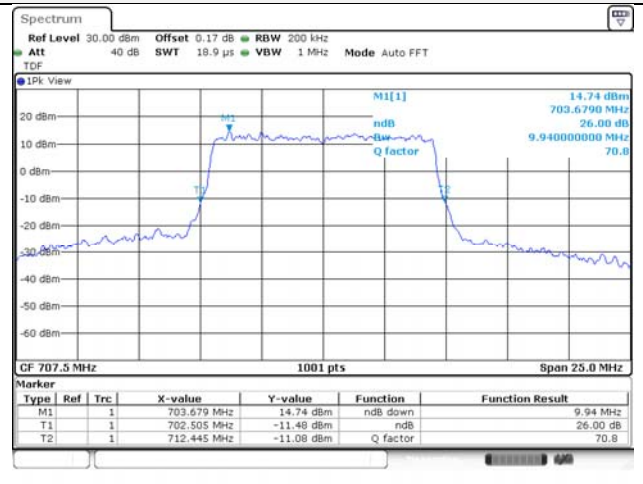
**10M BW 16QAM Low ch.**



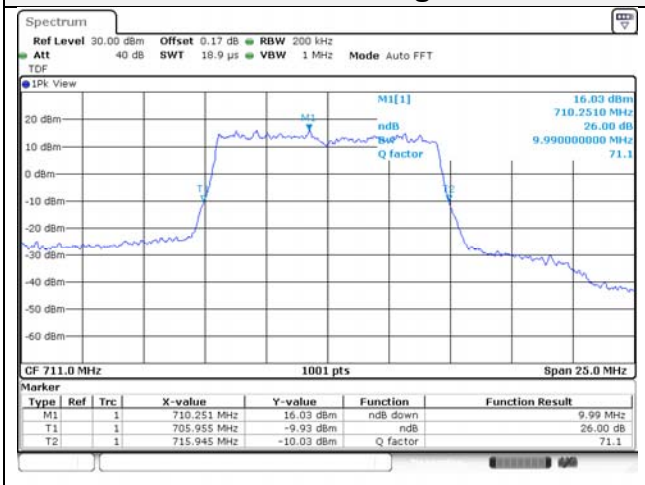
**10M BW QPSK Mid ch.**



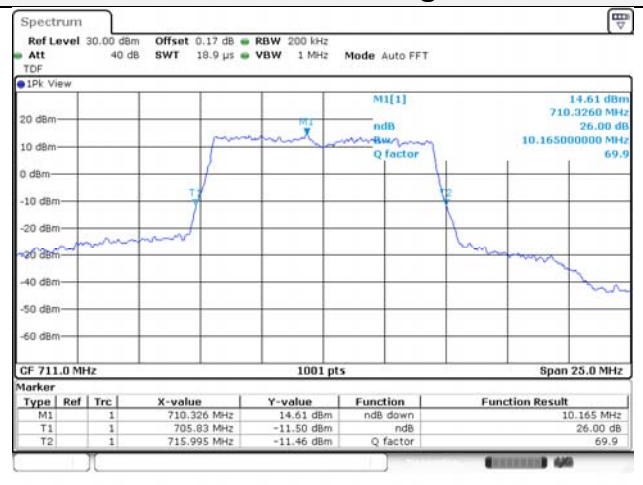
**10M BW 16QAM Mid ch.**



**10M BW QPSK High ch.**

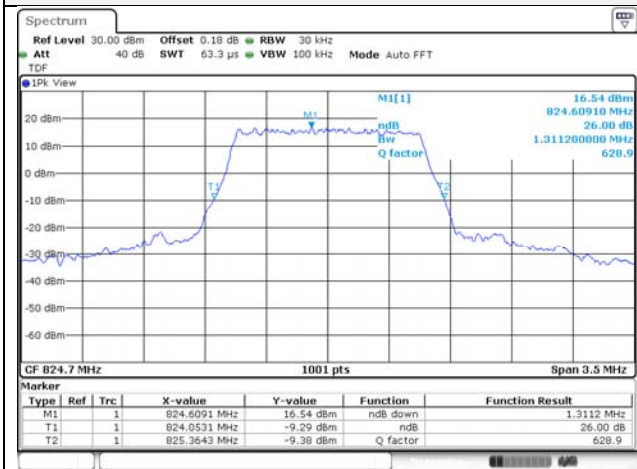


**10M BW 16QAM High ch.**

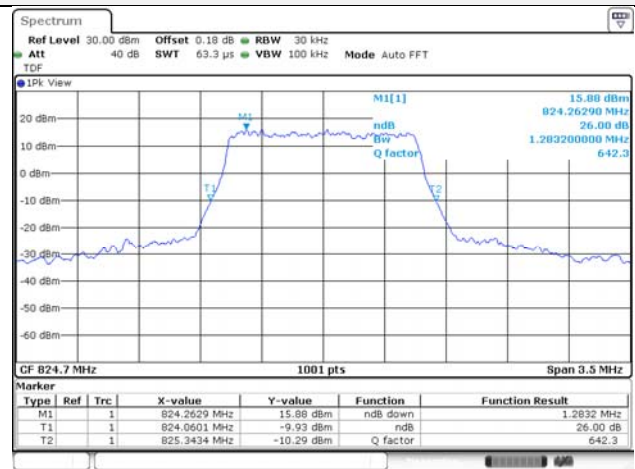


**Test mode: LTE Band 26**

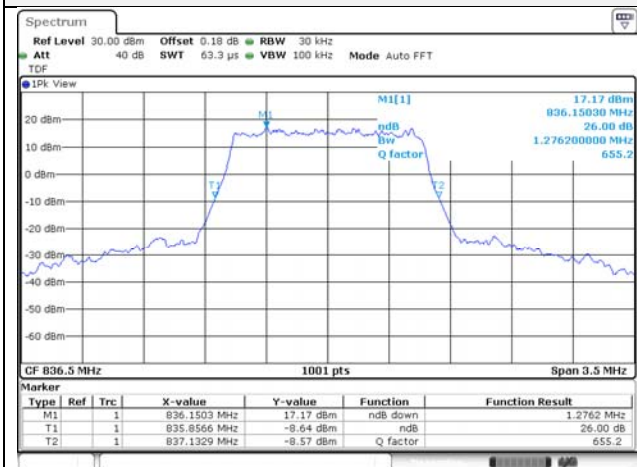
**1.4M BW QPSK Low ch.**



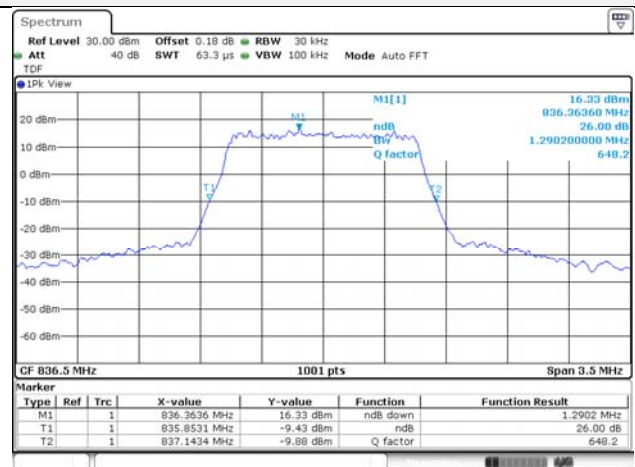
**1.4M BW 16QAM Low ch.**



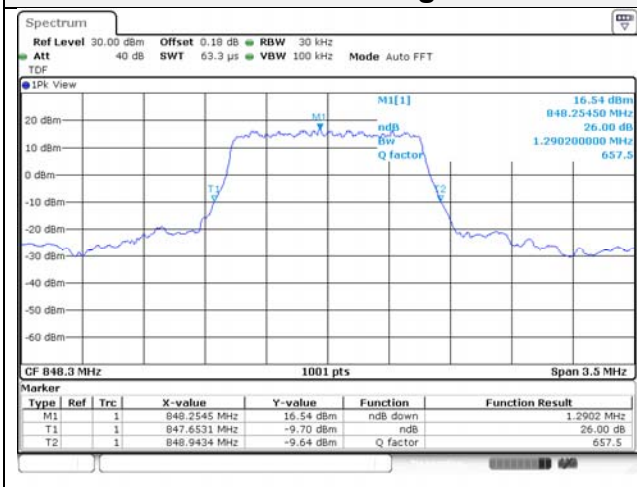
**1.4M BW QPSK Mid ch.**



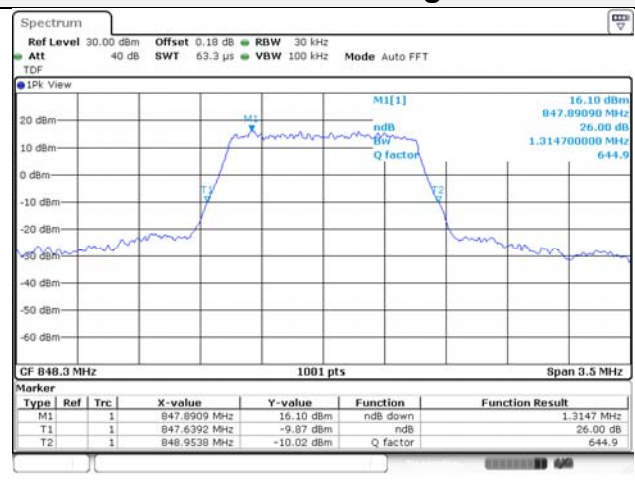
**1.4M BW 16QAM Mid ch.**



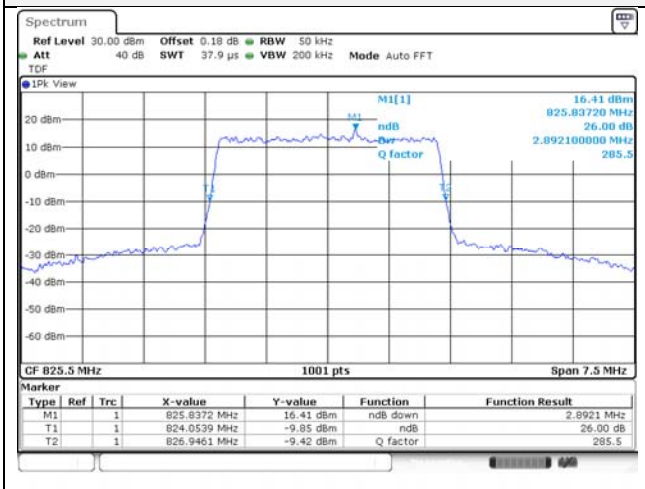
**1.4M BW QPSK High ch.**



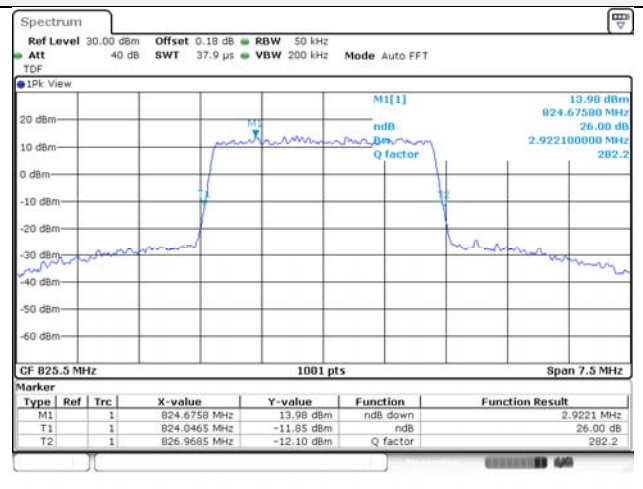
**1.4M BW 16QAM High ch.**



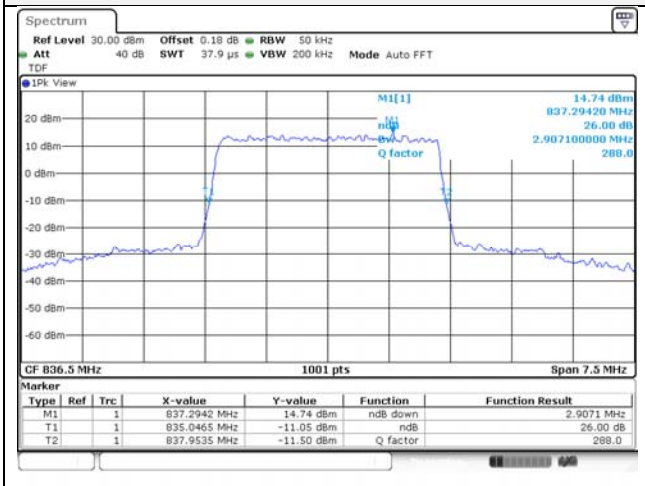
**3M BW QPSK Low ch.**



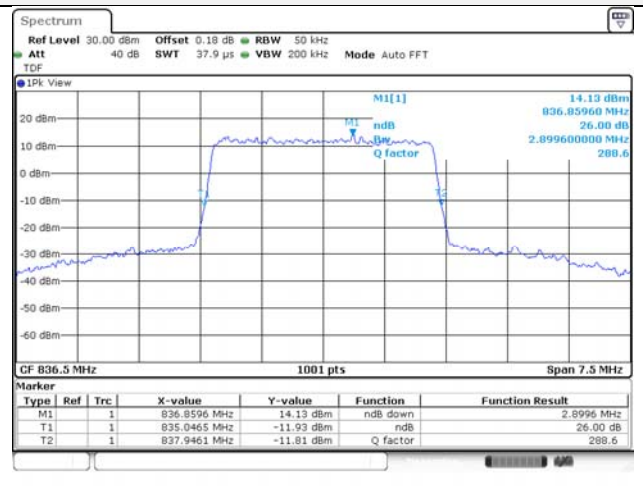
**3M BW 16QAM Low ch.**



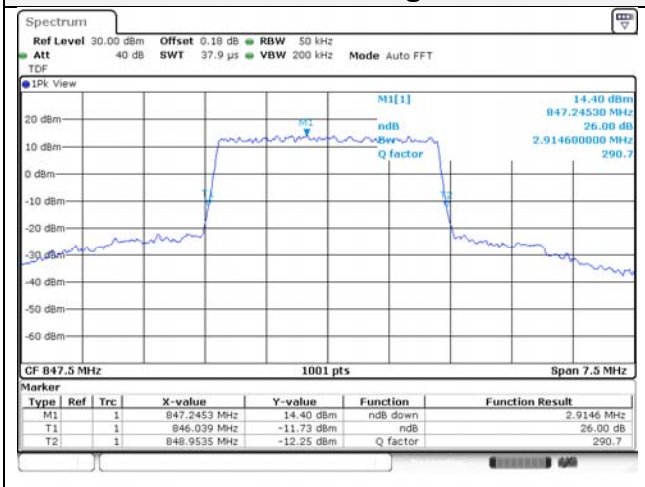
**3M BW QPSK Mid ch.**



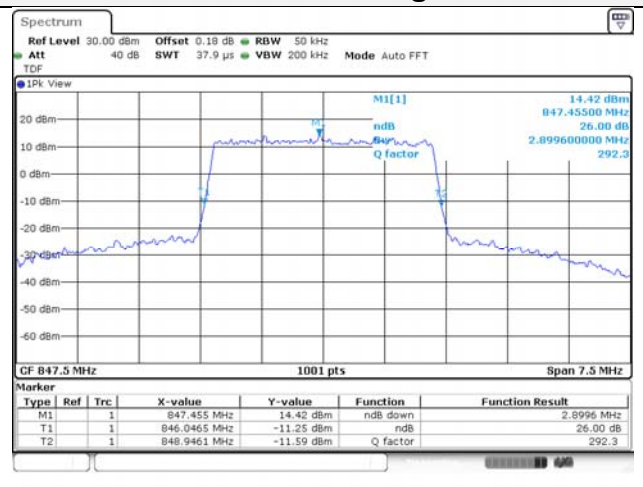
**3M BW 16QAM Mid ch.**



**3M BW QPSK High ch.**

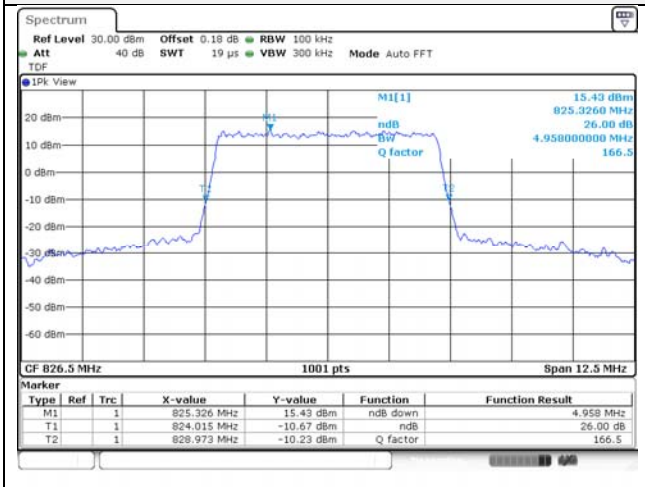


**3M BW 16QAM High ch.**

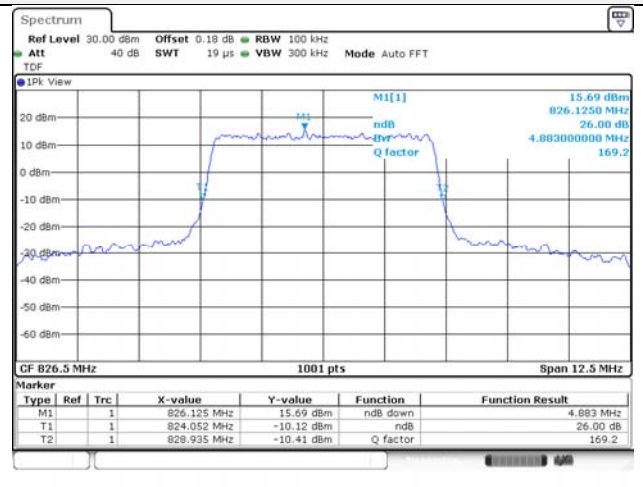




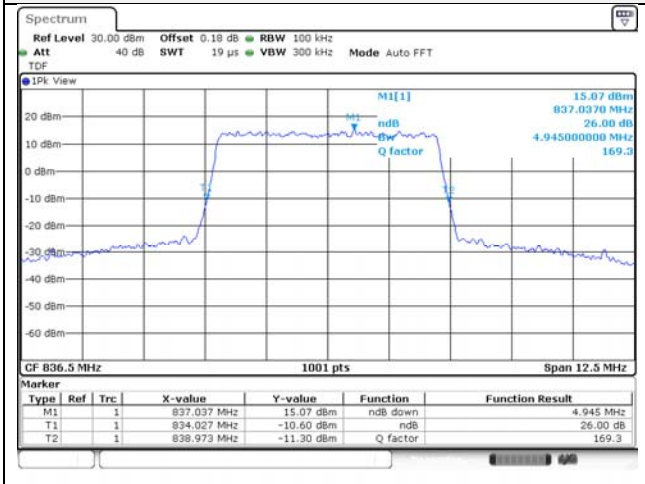
**5M BW QPSK Low ch.**



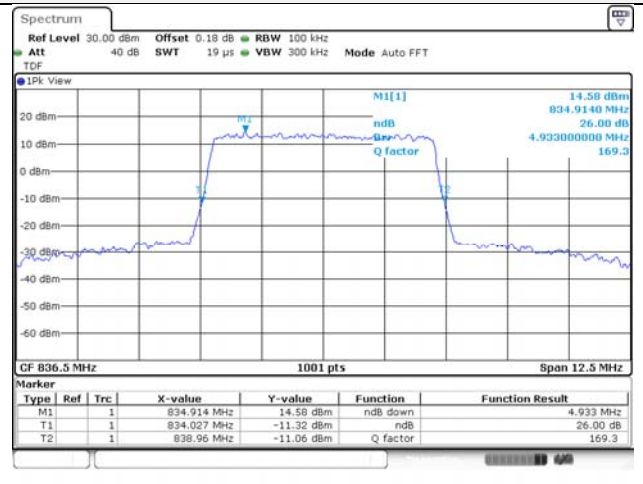
**5M BW 16QAM Low ch.**



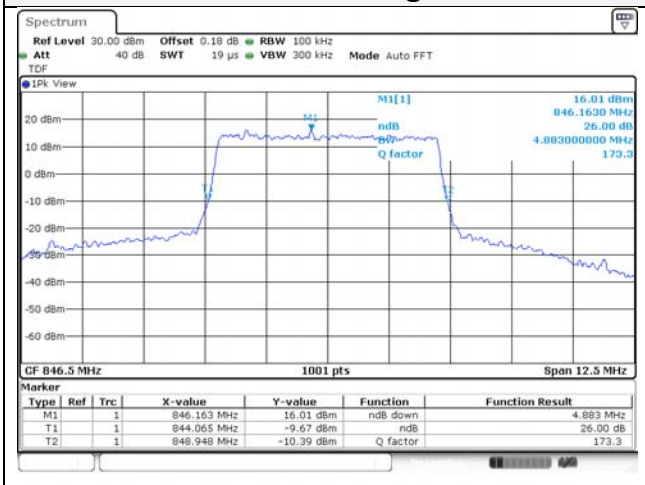
**5M BW QPSK Mid ch.**



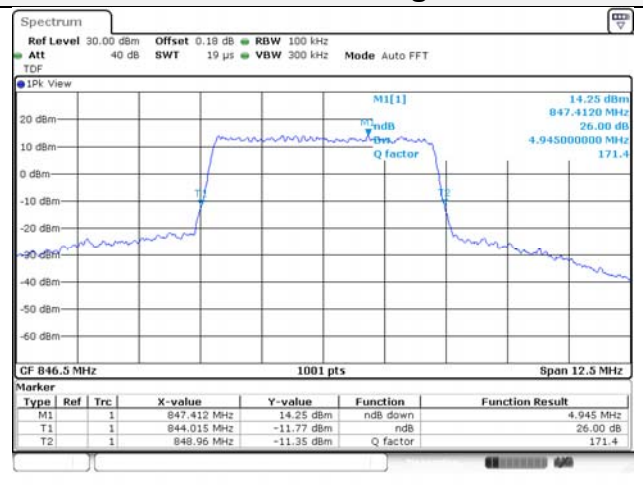
**5M BW 16QAM Mid ch.**



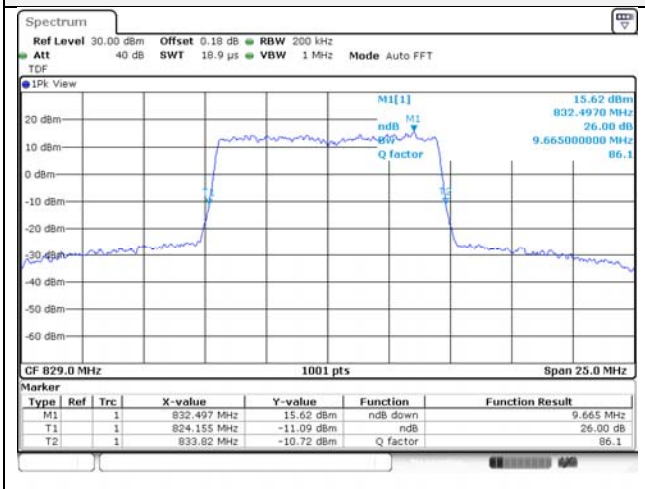
**5M BW QPSK High ch.**



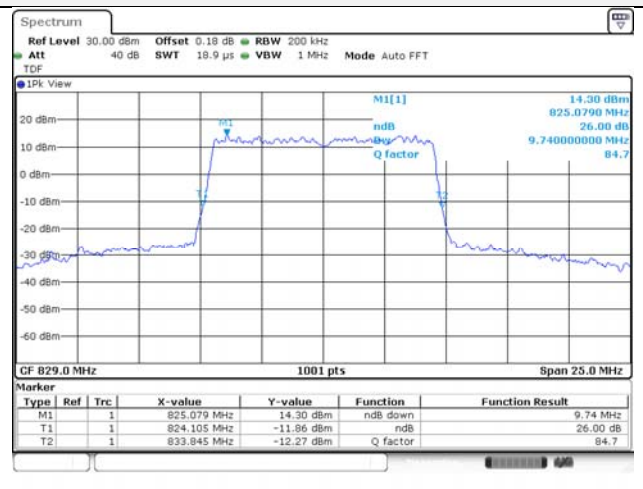
**5M BW 16QAM High ch.**



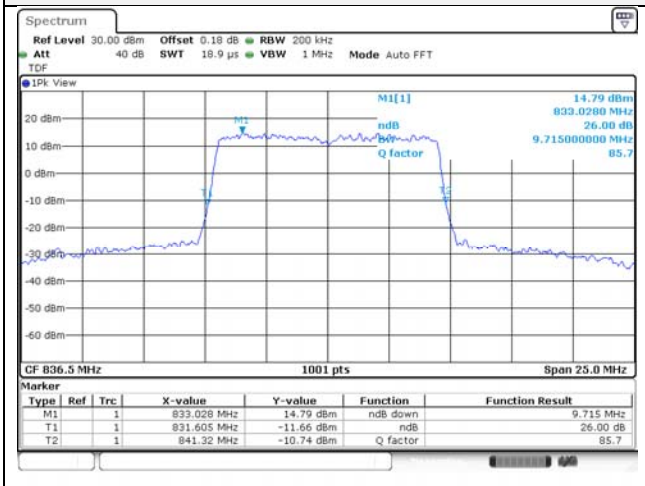
**10M BW QPSK Low ch.**



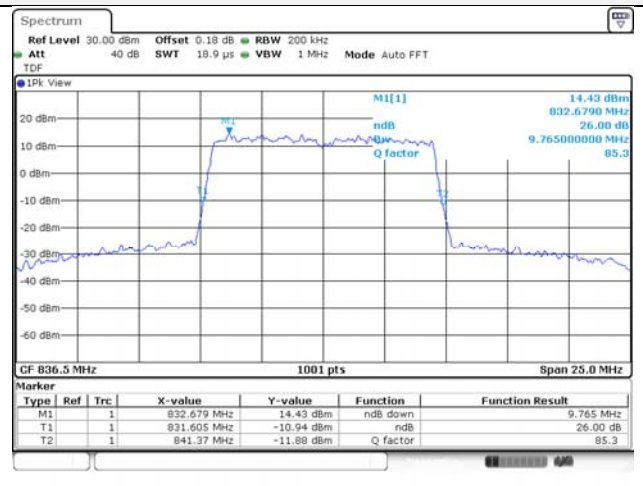
**10M BW 16QAM Low ch.**



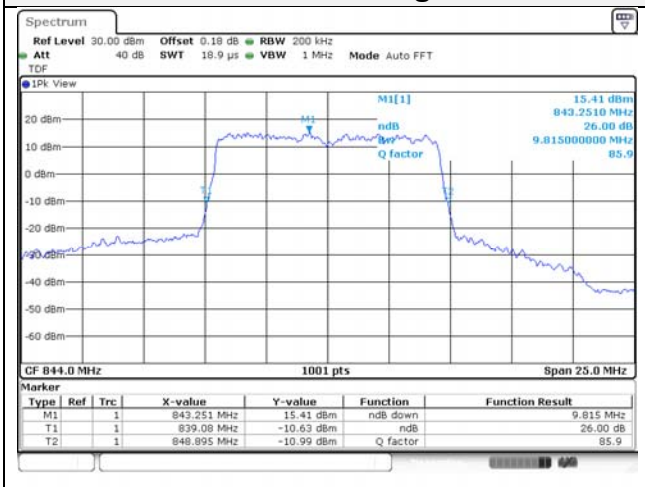
**10M BW QPSK Mid ch.**



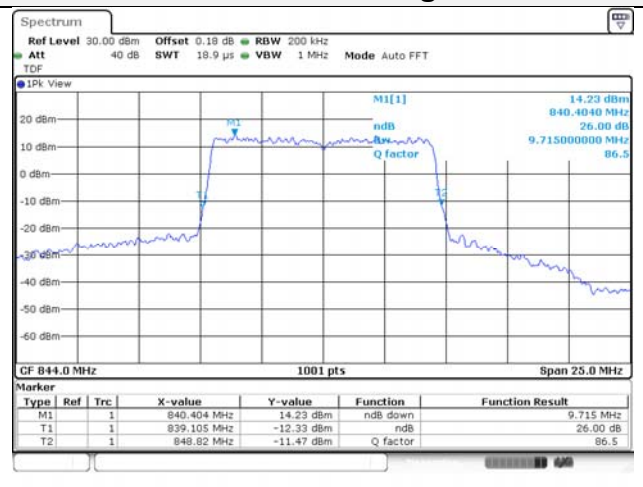
**10M BW 16QAM Mid ch.**



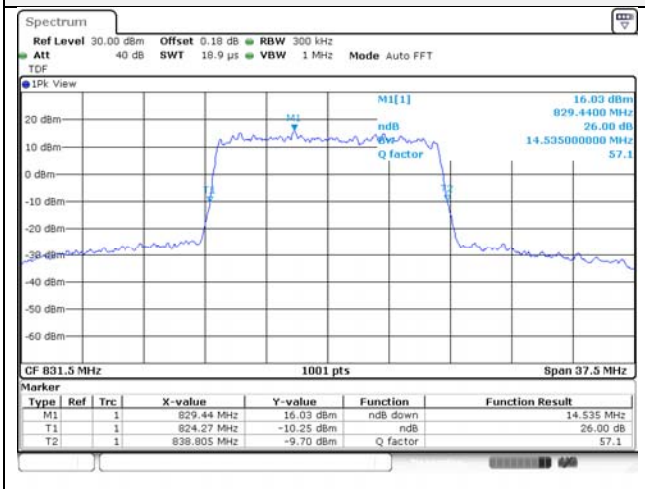
**10M BW QPSK High ch.**



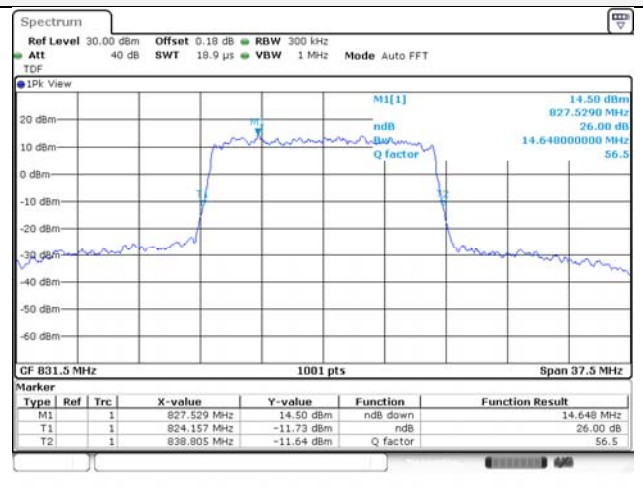
**10M BW 16QAM High ch.**



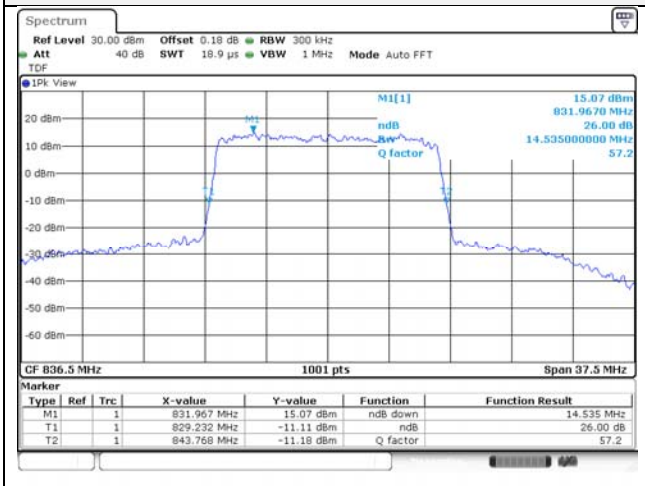
**15M BW QPSK Low ch.**



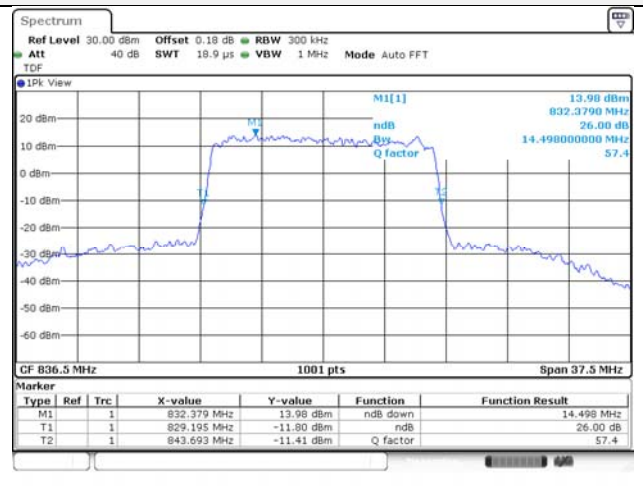
**15M BW 16QAM Low ch.**



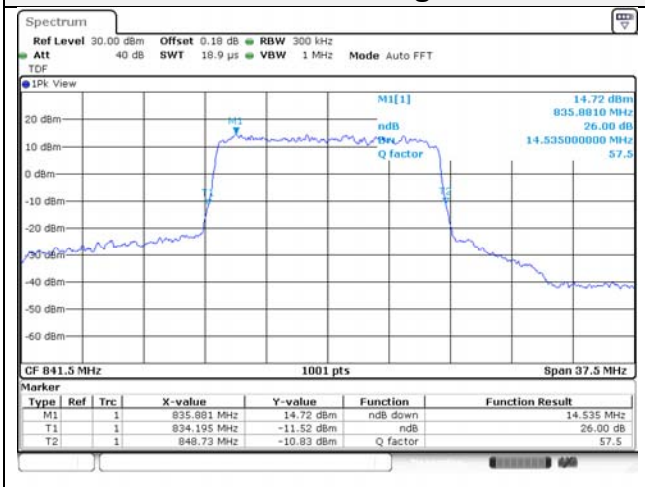
**15M BW QPSK Mid ch.**



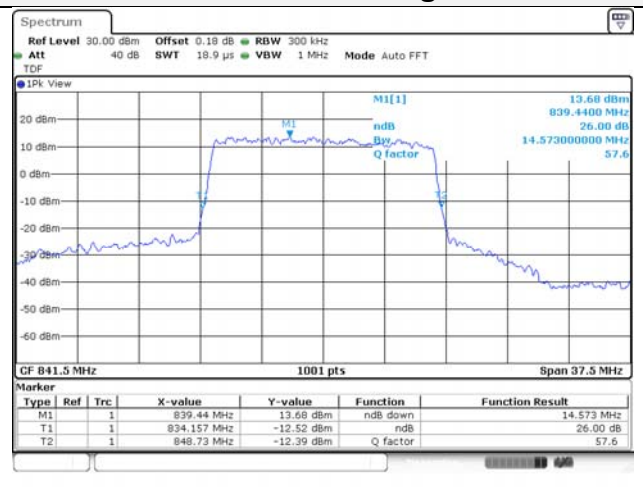
**15M BW 16QAM Mid ch.**



**15M BW QPSK High ch.**



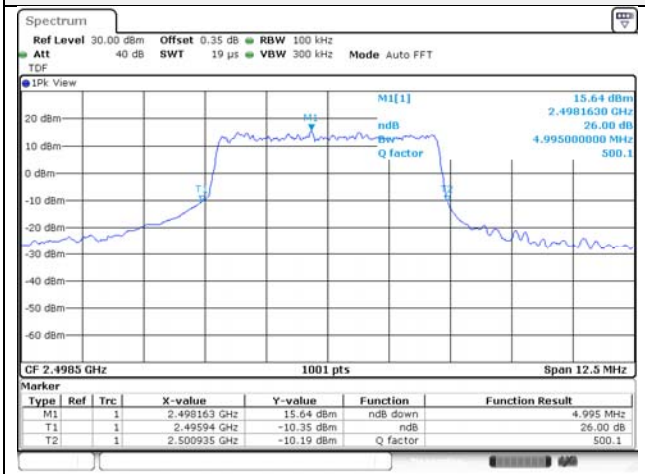
**15M BW 16QAM High ch.**



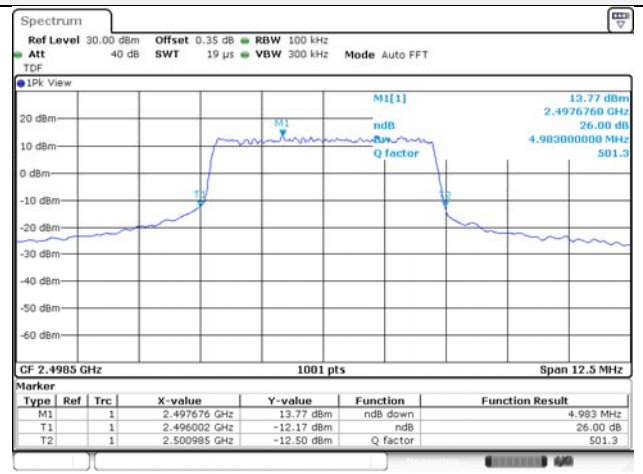


**Test mode: LTE Band 41**

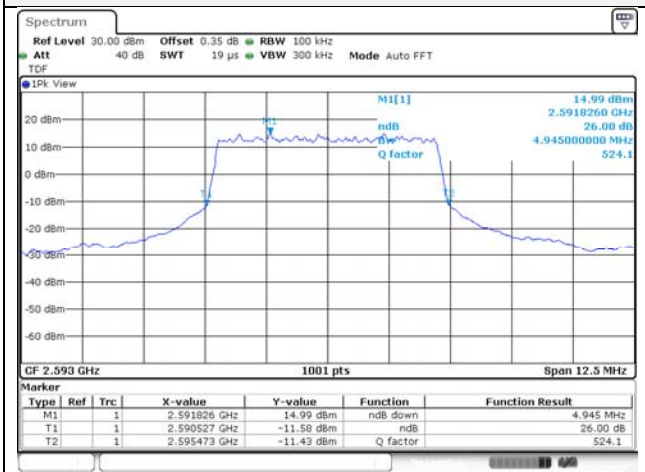
**5M BW QPSK Low ch.**



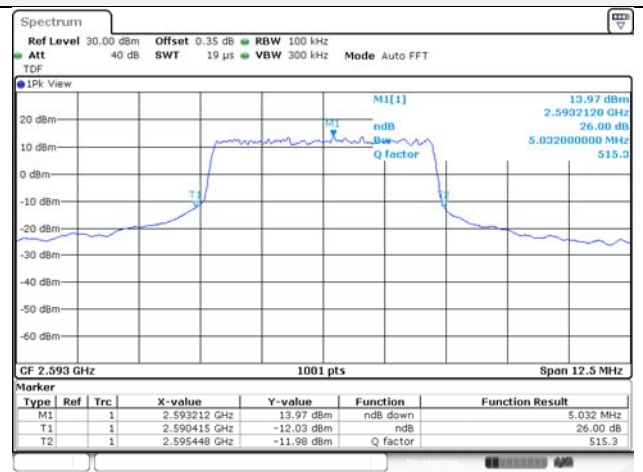
**5M BW 16QAM Low ch.**



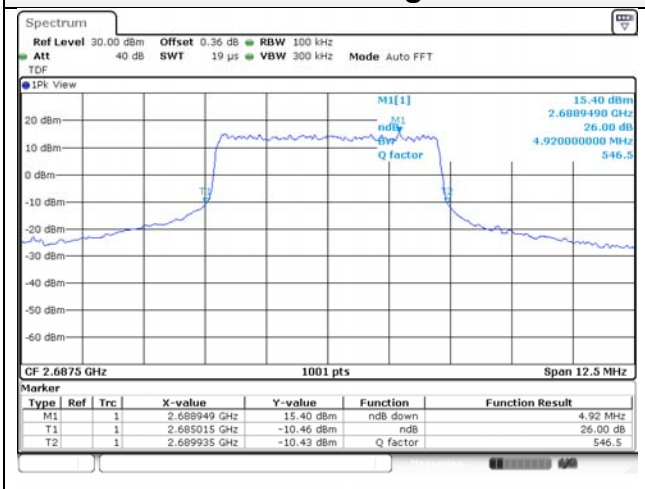
**5M BW QPSK Mid ch.**



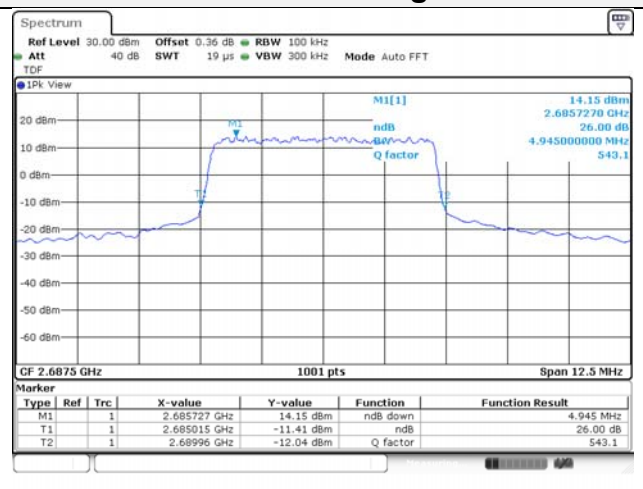
**5M BW 16QAM Mid ch.**



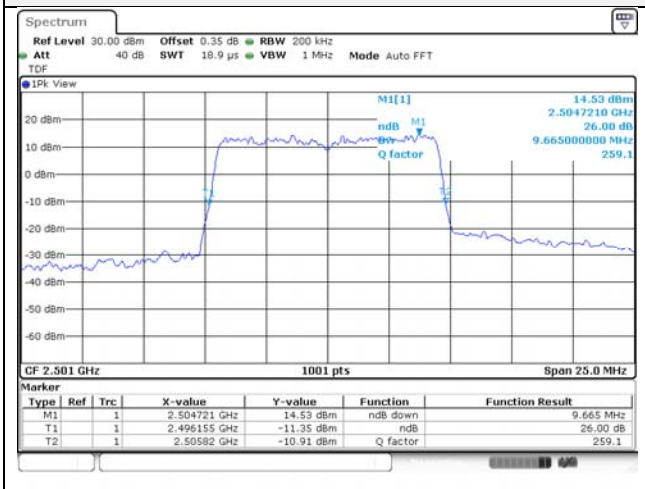
**5M BW QPSK High ch.**



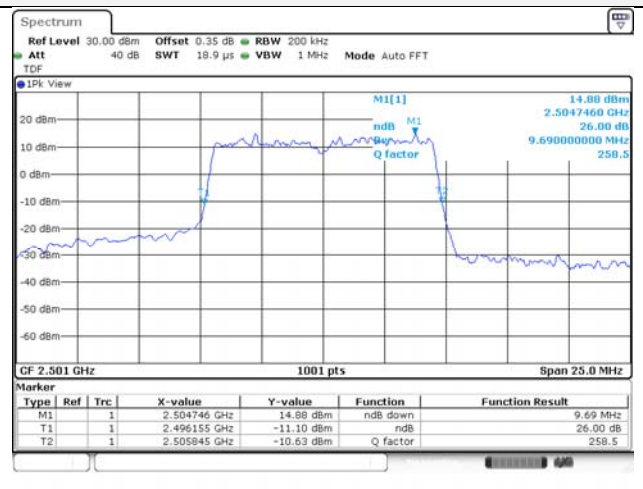
**5M BW 16QAM High ch.**



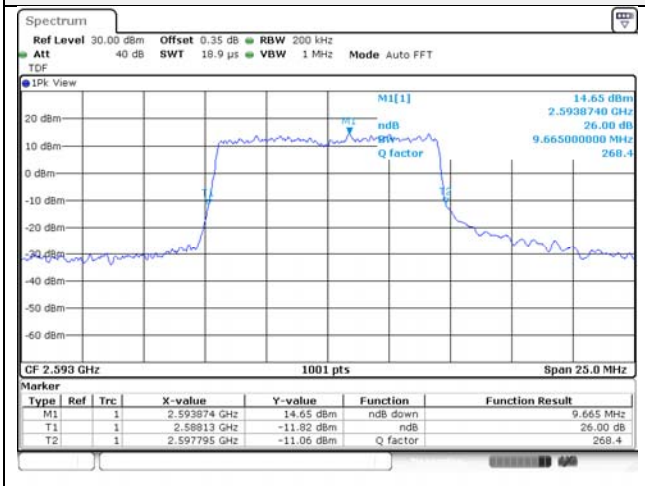
**10M BW QPSK Low ch.**



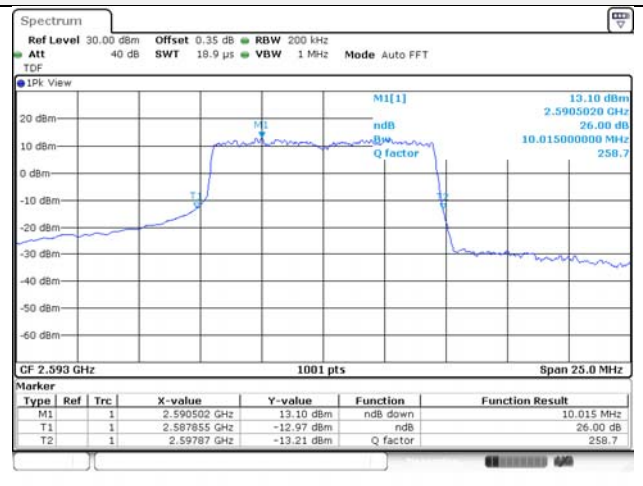
**10M BW 16QAM Low ch.**



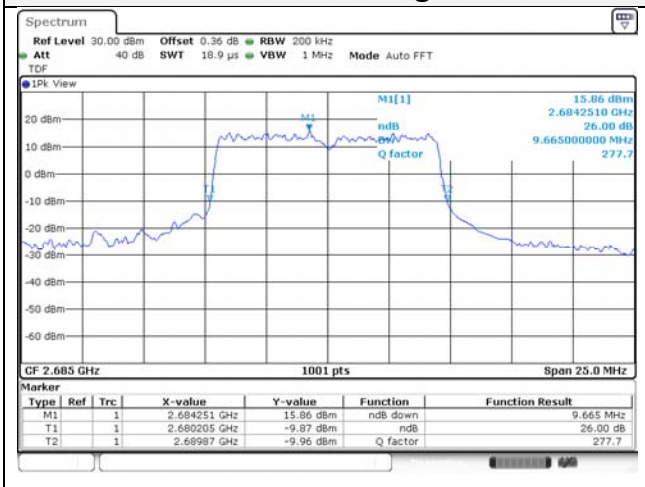
**10M BW QPSK Mid ch.**



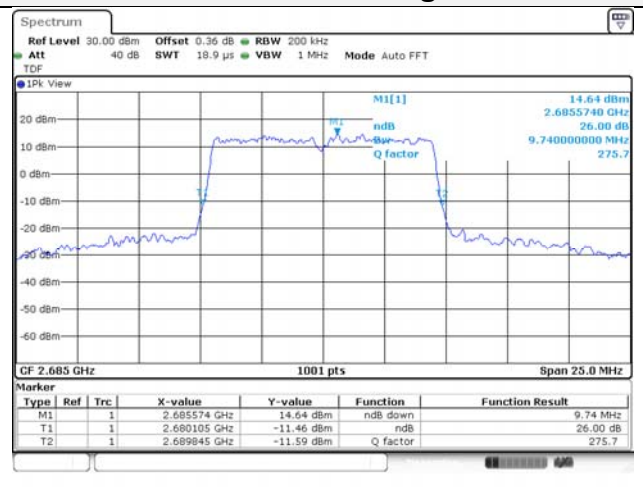
**10M BW 16QAM Mid ch.**



**10M BW QPSK High ch.**

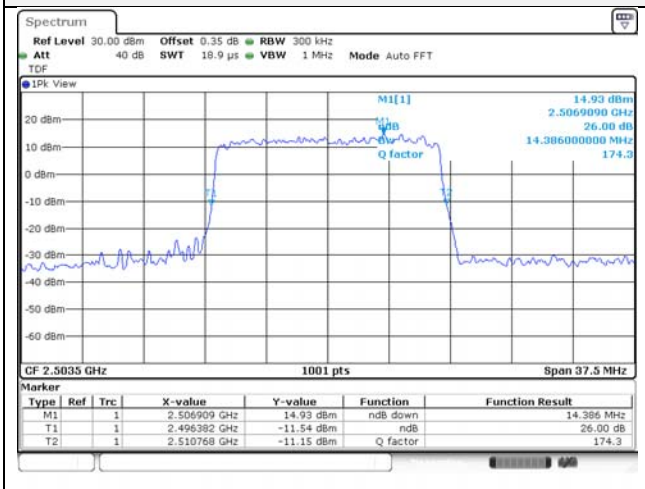


**10M BW 16QAM High ch.**

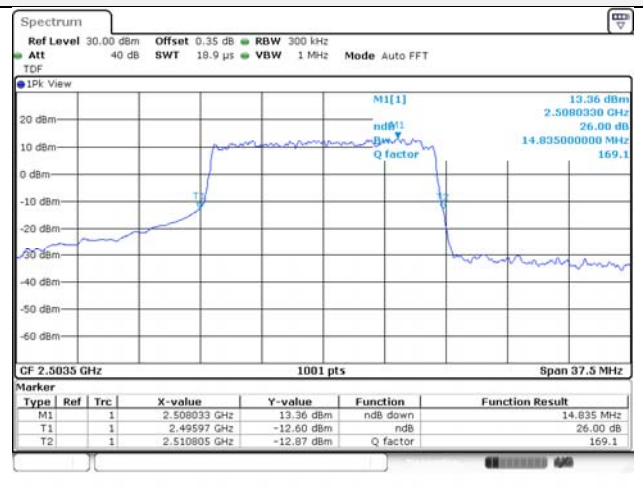




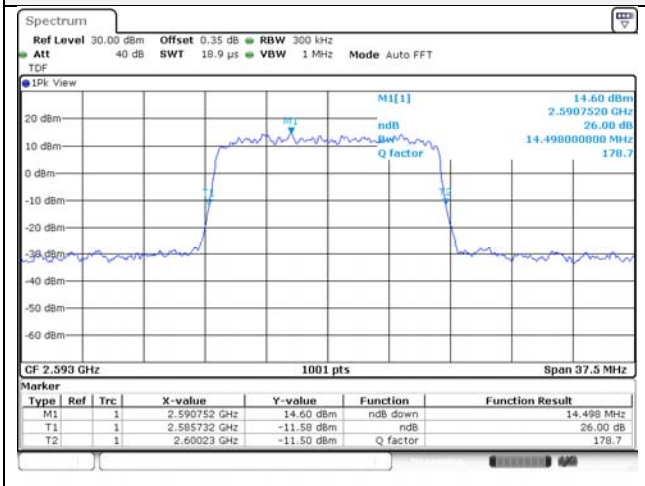
**15M BW QPSK Low ch.**



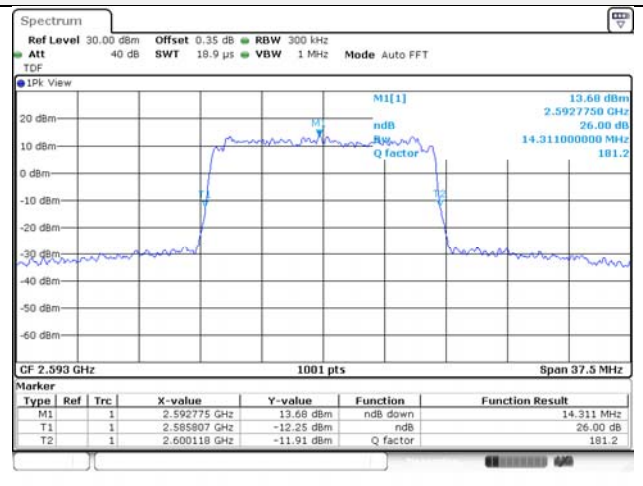
**15M BW 16QAM Low ch.**



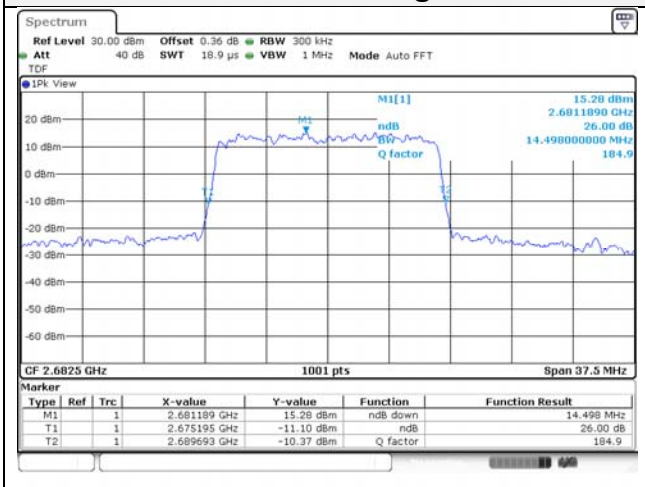
**15M BW QPSK Mid ch.**



**15M BW 16QAM Mid ch.**



**15M BW QPSK High ch.**



**15M BW 16QAM High ch.**

