

APPENDIX

– Test Setup and EUT photographs –

<<Conducted Disturbance –Front>>

- Mode 1~ 4



- Mode 5



<<Conducted Disturbance – Rear >>

- Mode 1~4



- Mode 5



<<Radiated Disturbance for Below 1 GHz –Front>>

- Mode 1



- Mode 2 ~ 4



-Mode 5




<<Radiated Disturbance for Below 1 GHz –Rear>>


- Mode 1



- Mode 2 ~ 4




-Mode 5




<<Radiated Disturbance for Above 1 GHz –Front>>


- Mode 1



- Mode 2 ~ 4




-Mode 5




<<Radiated Disturbance for Above 1 GHz – Rear>>

- Mode 1



- Mode 2 ~ 4



-Mode 5

