


- APPENDIX A. Test Setup Photographs -

<<Conducted Disturbance –Front>>

- Mode 1~3



- Mode 4



- Mode 5



<<Conducted Disturbance – Rear >>


- Mode 1~3



- Mode 4




- Mode 5




<<Radiated Disturbance for Below 1 GHz –Front>>

- Mode 1



- Mode 2



- Mode 3



- Mode 4



- Mode 5



<<Radiated Disturbance for Below 1 GHz –Rear>>


- Mode 1




- Mode 2




- Mode 3



- Mode 4




- Mode 5




<<Radiated Disturbance for Above 1 GHz –Front>>


- Mode 1




- Mode 2




- Mode 3



- Mode 4



- Mode 5



<<Radiated Disturbance for Above 1 GHz –Rear>>

- Mode 1




- Mode 2



- Mode 3



- Mode 4



- Mode 5



-- End of page --