

# FCC DTS REPORT

## Certification

|   |   |
|---|---|
| <b>Applicant Name:</b><br>SAMSUNG Electronics Co., Ltd.                                       | <b>Date of Issue:</b><br>July 29, 2022  |
| <b>Address:</b><br>129, Samsung-ro, Yeongtong-gu, Suwon-si, Gyeonggi-do, 16677, Rep. of Korea | <b>Test Site/Location:</b><br>74, Seoicheon-ro 578beon-gil, Majang-myeon, Icheon-si, Gyeonggi-do, 17383 KOREA |
|   | <b>Report No.:</b> HCT-RF-2207-FC038  |

|   |                                      |
|---|--------------------------------------|
| <b>FCC ID:</b>  | <b>A3LSMA047F</b>                    |
| <b>APPLICANT:</b>   | <b>SAMSUNG Electronics Co., Ltd.</b> |
| <b>According to the Evaluation report, all of the data contained herein is reused from the reference FCC ID : A3LSMA047FN report.</b> |                                      |

|                              |   |
|------------------------------|---|
| <b>Model:</b>                | SM-A047F/DS   |
| <b>Additional Model:</b>     | SM-A047F  |
| <b>EUT Type:</b>             | Mobile Phone  |
| <b>Average Output Power:</b> | 802.11b : 17.78 dBm, 802.11g : 15.15 dBm, 802.11n(HT20) : 14.97 dBm |
| <b>Frequency Range:</b>      | 2 412 MHz ~ 2 472 MHz   |
| <b>Modulation type:</b>      | CCK/DSSS/OFDM   |
| <b>FCC Classification:</b>   | Digital Transmission System(DTS)                                    |
| <b>FCC Rule Part(s):</b>     | Part 15.247   |

Engineering Statement:

The measurements shown in this report were made in accordance with the procedures indicated, and the emissions from this equipment were found to be within the limits applicable. I assume full responsibility for the accuracy and completeness of these measurements, and for the qualifications of all persons taking them. It is further stated that upon the basis of the measurements made, the equipment tested is capable of operation in accordance with the requirements of the FCC Rules under normal use and maintenance.

Report No.: HCT-RF-2207-FC038

---

REVIEWED BY



---

Report prepared by : Chang Hee Hwang  
Engineer of Telecommunication Testing Center

---

Report approved by : Jong Seok Lee  
Manager of Telecommunication Testing Center

This test results were applied only to the test methods required by the standard.

This laboratory is not accredited for the test results marked \*.

The above Test Report is the accredited test result by (KS Q) ISO/IEC 17025 and KOLAS(Korea Laboratory Accreditation Scheme), which signed the ILAC-MRA. (HCT Accreditation No.: KT197)

\* The report shall not be reproduced except in full(only partly) without approval of the laboratory.

## Version

| TEST REPORT NO.   | DATE          | DESCRIPTION             |
|-------------------|---------------|-------------------------|
| HCT-RF-2207-FC038 | July 29, 2022 | - First Approval Report |

# Table of Contents

|   |    |
|---|----|
| REVIEWED BY .....                                 | 2  |
| 1. EUT DESCRIPTION .....                          | 5  |
| 2. TEST METHODOLOGY .....                         | 6  |
| EUT CONFIGURATION .....                           | 6  |
| EUT EXERCISE .....                                | 6  |
| GENERAL TEST PROCEDURES .....                     | 6  |
| DESCRIPTION OF TEST MODES .....                   | 6  |
| 3. INSTRUMENT CALIBRATION.....                    | 7  |
| 4. FACILITIES AND ACCREDITATIONS .....            | 7  |
| FACILITIES .....                                  | 7  |
| EQUIPMENT .....                                   | 7  |
| 5. ANTENNA REQUIREMENTS .....                     | 8  |
| 6. MEASUREMENT UNCERTAINTY .....                  | 8  |
| 7. DESCRIPTION OF TESTS.....                      | 9  |
| 8. SUMMARY TEST OF RESULTS .....                  | 24 |
| 9. TEST RESULT .....                              | 25 |
| 9.1 DUTY CYCLE.....                               | 25 |
| 9.2 6 dB BANDWIDTH .....                          | 28 |
| 9.3 OUTPUT POWER .....                            | 31 |
| 9.4 POWER SPECTRAL DENSITY .....                  | 37 |
| 9.5 BAND EDGE / CONDUCTED SPURIOUS EMISSIONS..... | 40 |
| 9.6 RADIATED SPURIOUS EMISSIONS .....             | 54 |
| 9.7 RADIATED RESTRICTED BAND EDGES .....          | 62 |
| 9.8 POWERLINE CONDUCTED EMISSIONS .....           | 70 |
| 10. LIST OF TEST EQUIPMENT .....                  | 74 |
| 11. ANNEX A_ TEST SETUP PHOTO .....               | 76 |

**1. EUT DESCRIPTION**

|                             |  |   |
|-----------------------------|--|---|
| <b>Model</b>                | SM-A047F/DS  |   |
| <b>Additional Model</b>     | SM-A047F   |   |
| <b>EUT Type</b>             | Mobile Phone   |   |
| <b>Power Supply</b>         | DC 3.85 V  |   |
| <b>Frequency Range</b>      | 2 412 MHz ~ 2 472 MHz                                  |   |
| <b>Max. RF Output Power</b> | <u>Peak Power</u><br>(For information only)            | 802.11b : 23.44 dBm<br>802.11g : 22.96 dBm<br>802.11n(HT20) : 22.27 dBm |
|                             | <u>Average Power</u>                                   | 802.11b : 17.78 dBm<br>802.11g : 15.15 dBm<br>802.11n(HT20) : 14.97 dBm |
| <b>Modulation Type</b>      | DSSS/CCK : 802.11b<br>OFDM : 802.11g, 802.11n          |   |
| <b>Number of Channels</b>   | 13 Channels  |   |
| <b>Date(s) of Tests</b>     | June 01, 2022 ~ June 30, 2022                          |   |
| <b>Serial number</b>        | Radiated : 4200624c907ec825<br>Conducted : R38T5002F3D |   |

## 2. TEST METHODOLOGY

FCC KDB 558074 D01 15.247 Meas Guidance v05r02 dated April 02, 2019 entitled “guidance for compliance measurements on digital transmission system, frequency hopping spread spectrum system, and hybrid system devices and the measurement procedure described in ANSI C63.10(Version : 2013) ‘the American National Standard of Procedures for Compliance Testing of Unlicensed Wireless Devices’.

### EUT CONFIGURATION

The EUT configuration for testing is installed on RF field strength measurement to meet the Commissions requirement and operating in a manner that intends to maximize its emission characteristics in a continuous normal application.

### EUT EXERCISE

The EUT was operated in the engineering mode to fix the Tx frequency that was for the purpose of the measurements. According to its specifications, the EUT must comply with the requirements of the Section 15.207, 15.209 and 15.247 under the FCC Rules Part 15 Subpart C.

## GENERAL TEST PROCEDURES

### Conducted Emissions

The EUT is placed on the turntable, which is 0.8 m above ground plane. According to the requirements in Section 6.2 of ANSI C63.10. (Version :2013) Conducted emissions from the EUT measured in the frequency range between 0.15 MHz and 30 MHz using CISPR Quasi-peak and average detector modes.

### Radiated Emissions

The EUT is placed on a turn table, which is 0.8 m above ground plane below 1 GHz. Above 1 GHz with 1.5 m using absorbers between the EUT and receive antenna. The turntable shall rotate 360 degrees to determine the position of maximum emission level. EUT is set 3 m away from the receiving antenna, which varied from 1 m to 4 m to find out the highest emission. And also, each emission was to be maximized by changing the polarization of receiving antenna both horizontal and vertical. In order to find out the max. emission, the relative positions of this hand-held transmitter (EUT) was rotated through three orthogonal axes according to the requirements in Section 6.6.5 of ANSI C63.10. (Version: 2013)

## DESCRIPTION OF TEST MODES

The EUT has been tested under operating condition. Test program used to control the EUT for staying in continuous transmitting and receiving mode is programmed.

### **3. INSTRUMENT CALIBRATION**

The measuring equipment, which was utilized in performing the tests documented herein, has been calibrated in accordance with the manufacturer's recommendations for utilizing calibration equipment's, which is traceable to recognized national standards.

Especially, all antenna for measurement is calibrated in accordance with the requirements of C63.5 (Version : 2017).

### **4. FACILITIES AND ACCREDITATIONS**

#### **FACILITIES**

The SAC(Semi-Anechoic Chamber) and conducted measurement facility used to collect the radiated data are located at the 74, Seoicheon-ro 578beon-gil, Majang-myeon, Icheon-si, Gyeonggi-do, 17383, Rep. of KOREA. The site is constructed in conformance with the requirements of ANSI C63.4. (Version :2014) and CISPR Publication 22.

Detailed description of test facility was submitted to the Commission and accepted dated April 02, 2018 (Registration Number: KR0032).

#### **EQUIPMENT**

Radiated emissions are measured with one or more of the following types of Linearly polarized antennas: tuned dipole, bi-conical, log periodic, bi-log, and/or ridged waveguide, horn. Spectrum analyzers with pre-selectors and quasi-peak detectors are used to perform radiated measurements.

Conducted emissions are measured with Line Impedance Stabilization Networks and EMI Test Receivers. Calibrated wideband preamplifiers, coaxial cables, and coaxial attenuators are also used for making measurements.

All receiving equipment conforms to CISPR Publication 16-1, "Radio Interference Measuring Apparatus and Measurement Methods."

## 5. ANTENNA REQUIREMENTS

### According to FCC 47 CFR §15.203:

“An intentional radiator antenna shall be designed to ensure that no antenna other than that furnished by the responsible party can be used with the device. The use of a permanently attached antenna or of an antenna that uses a unique coupling to the intentional radiator shall be considered sufficient to comply with the provisions of this section.”

- (1) The antennas of this E.U.T are permanently attached.
- (2) The E.U.T Complies with the requirement of §15.203

## 6. MEASUREMENT UNCERTAINTY

The measurement uncertainties shown below were calculated in accordance with the requirements of ANSI C63.10-2013.

All measurement uncertainty values are shown with a coverage factor of  $k = 2$  to indicate a 95 % level of confidence.

The measurement data shown herein meets or exceeds the  $U_{\text{CISPR}}$  measurement uncertainty values specified in CISPR 16-4-2 and, thus, can be compared directly to specified limits to determine compliance.

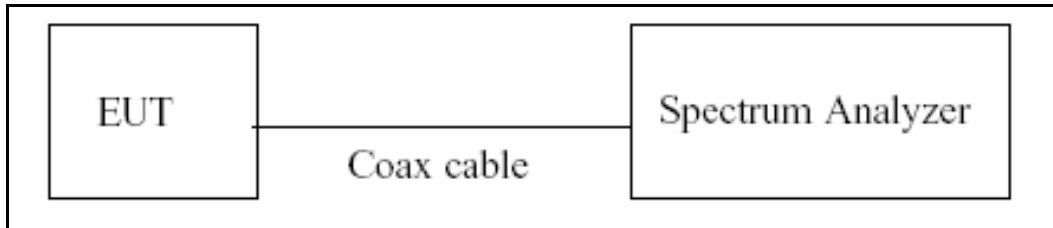
| Parameter                                | Expanded Uncertainty (dB)                   |
|--|---|
| Conducted Disturbance (150 kHz ~ 30 MHz) | 2.00 ( Confidence level about 95 %, $k=2$ ) |
| Radiated Disturbance (9 kHz ~ 30 MHz)    | 4.40 ( Confidence level about 95 %, $k=2$ ) |
| Radiated Disturbance (30 MHz ~ 1 GHz)    | 5.74 ( Confidence level about 95 %, $k=2$ ) |
| Radiated Disturbance (1 GHz ~ 18 GHz)    | 5.51 ( Confidence level about 95 %, $k=2$ ) |
| Radiated Disturbance (18 GHz ~ 40 GHz)   | 5.92 ( Confidence level about 95 %, $k=2$ ) |
| Radiated Disturbance (Above 40 GHz)      | 5.48 ( Confidence level about 95 %, $k=2$ ) |



## 7. DESCRIPTION OF TESTS

### 7.1. Duty Cycle

#### Test Configuration



#### Test Procedure

The transmitter output is connected to the Spectrum Analyzer.

We tested according to the zero-span measurement method.

The largest available value of RBW is 8 MHz and VBW is 50 MHz.

The zero-span method of measuring duty cycle shall not be used if  $T \leq 6.25$  microseconds. ( $50/6.25 = 8$ )

The zero-span method was used because all measured  $T$  data are  $> 6.25$  microseconds and both RBW and VBW are  $> 50/T$ .

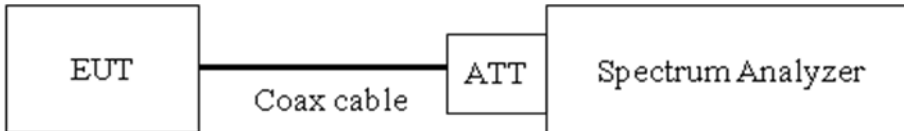
1. RBW = 8 MHz (the largest available value)
2. VBW = 8 MHz ( $\geq$  RBW)
3. SPAN = 0 Hz
4. Detector = Peak
5. Number of points in sweep  $> 100$
6. Trace mode = Clear write
7. Measure  $T_{total}$  and  $T_{on}$
8. Calculate Duty Cycle =  $T_{on} / T_{total}$  and Duty Cycle Factor =  $10\log(1/\text{Duty Cycle})$

## 7.2. 6 dB Bandwidth

### Limit

The minimum permissible 6 dB bandwidth is 500 kHz.

### Test Configuration



### Test Procedure

The transmitter output is connected to the Spectrum Analyzer.

The Spectrum Analyzer is set to (Procedure 11.8.1 in ANSI 63.10-2013)

- 1) RBW = 100 kHz
- 2) VBW  $\geq 3 \times$  RBW
- 3) Detector = Peak
- 4) Trace mode = max hold
- 5) Sweep = auto couple
- 6) Allow the trace to stabilize
- 7) We tested 6 dB bandwidth using the automatic bandwidth measurement capability of a spectrum analyzer. X dB is set 6 dB.

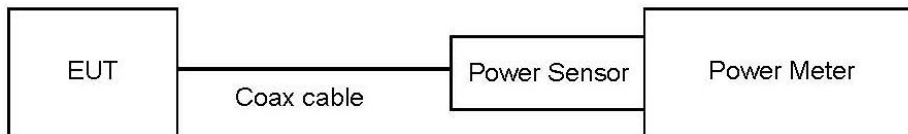
Note : We tested OBW using the automatic bandwidth measurement capability of a spectrum analyzer.

### 7.3. Output Power

#### Limit

The maximum permissible conducted output power is 1 Watt.

#### Test Configuration



#### Test Procedure

The transmitter output is connected to the Power Meter.

- Peak Power (Procedure 11.9.1.3 in ANSI 63.10-2013)  
: Measure the peak power of the transmitter.
  
- Average Power (Procedure 11.9.2.3 in ANSI 63.10-2013)
  - 1) Measure the duty cycle.
  - 2) Measure the average power of the transmitter. This measurement is an average over both the on and off periods of the transmitter.
  - 3) Add  $10 \log(1/x)$ , where  $x$  is the duty cycle, to the measured power in order to compute the average power during the actual transmission times.

#### Sample Calculation

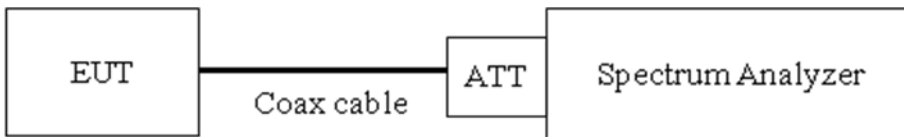
- Conducted Output Power(Peak) = Measured Value + ATT loss + Cable loss
- Conducted Output Power(Average) = Measured Value + ATT loss + Cable loss + Duty Cycle Factor

## 7.4. Power Spectral Density

### Limit

The transmitter power density average over 1-second interval shall not be greater than 8 dBm in any 3 kHz BW.

### Test Configuration



### Test Procedure

The transmitter output is connected to the Spectrum Analyzer.

We tested according to Procedure 8.4 in KDB 558074 v05r02, Procedure 11.10 in ANSI 63.10-2013.

The spectrum analyzer is set to :

- 1) Set analyzer center frequency to DTS channel center frequency.
- 2) Set span to at least 1.5 times the OBW.
- 3)  $RBW = 3 \text{ kHz} \leq RBW \leq 100 \text{ kHz}$ .
- 4)  $VBW \geq 3 \times RBW$ .
- 5) Sweep = auto couple
- 6) Detector = power averaging (rms) or sample detector (when rms not available).
- 7) Ensure that the number of measurement points in the sweep  $\geq [2 \times \text{span} / RBW]$ .
- 8) Employ trace averaging (rms) mode over a minimum of 100 traces
- 9) Use the peak marker function to determine the maximum amplitude level.
- 10) Use the peak marker function to determine the maximum amplitude level within the RBW.  
If measured value exceeds limit, reduce RBW (no less than 3 kHz) and repeat.
- 11) if then duty factor shall be added to adjust the result if the duty cycle is less than 98 %

### Sample Calculation

- Power Spectral Density = Measured Value + ATT loss + Cable loss + Duty Cycle Factor

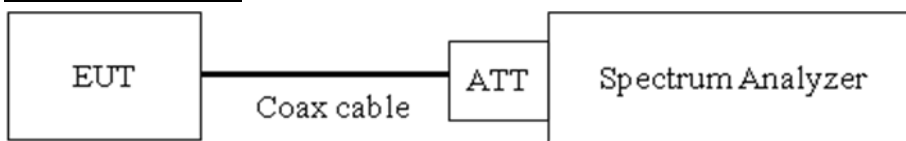
## 7.5. Conducted Band Edge(Out of Band Emissions) & Conducted Spurious Emissions

### Limit

The maximum conducted (Average) output power was used to demonstrate compliance, then the peak power in any 100 kHz bandwidth outside of the authorized frequency band shall be attenuated by at least relative to the maximum in-band peak PSD level in 100 kHz.

[ Conducted > 30 dBc ]

### Test Configuration



### Test Procedure

The transmitter output is connected to the spectrum analyzer.

(Procedure 11.11 in ANSI 63.10-2013)

- 1) RBW = 100 kHz
- 2) VBW  $\geq 3 \times$  RBW
- 3) Set span to encompass the spectrum to be examined
- 4) Detector = Peak
- 5) Trace Mode = max hold
- 6) Sweep time = auto couple
- 7) Ensure that the number of measurement points  $\geq 2 \times$  Span/RBW
- 8) Allow trace to fully stabilize.
- 9) Use peak marker function to determine the maximum amplitude level.

Measurements are made over the 30 MHz to 25 GHz range with the transmitter set to the lowest, middle, and highest channels.

**Factors for frequency**

| Freq(MHz) | Factor(dB) |
|-----------|------------|
| 30        | 10.04      |
| 100       | 10.07      |
| 200       | 10.12      |
| 300       | 10.17      |
| 400       | 10.20      |
| 500       | 10.21      |
| 600       | 10.21      |
| 700       | 10.23      |
| 800       | 10.24      |
| 900       | 10.26      |
| 1000      | 10.27      |
| 2000      | 10.41      |
| 2400      | 10.43      |
| 2500      | 10.45      |
| 3000      | 10.52      |
| 4000      | 10.60      |
| 5000      | 10.71      |
| 6000      | 10.73      |
| 7000      | 10.80      |
| 8000      | 10.85      |
| 9000      | 10.91      |
| 10000     | 10.97      |
| 11000     | 11.02      |
| 12000     | 11.10      |
| 13000     | 11.19      |
| 14000     | 11.16      |
| 15000     | 11.21      |
| 16000     | 11.22      |
| 17000     | 11.25      |
| 18000     | 11.30      |
| 19000     | 11.32      |
| 20000     | 11.36      |
| 21000     | 11.48      |
| 22000     | 11.55      |
| 23000     | 11.55      |
| 24000     | 11.59      |
| 25000     | 11.68      |
| 26000     | 11.69      |

Note : 1. 2 400 ~ 2 500 MHz is fundamental frequency range.

2. Factor = Attenuator loss(10 dB) + Cable loss(1ea)

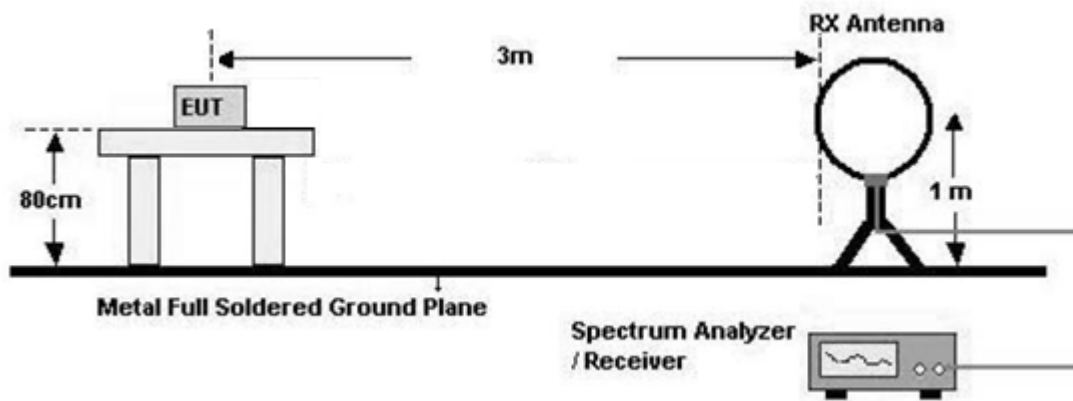
## 7.6. Radiated Test

### Limit

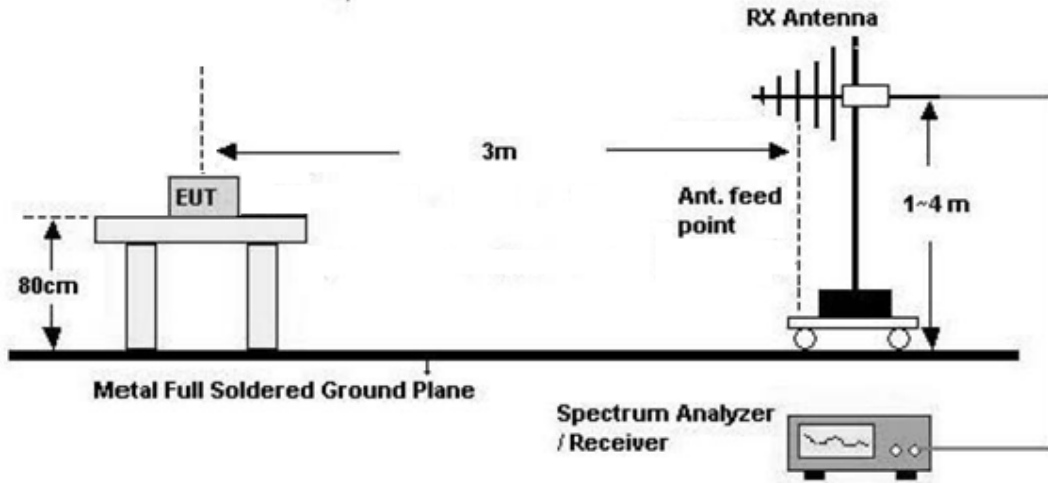
| Frequency (MHz) | Field Strength ( $\mu\text{V/m}$ ) | Measurement Distance (m) |
|-----------------|------------------------------------|--------------------------|
| 0.009 – 0.490   | 2400/F(kHz)                        | 300                      |
| 0.490 – 1.705   | 24000/F(kHz)                       | 30                       |
| 1.705 – 30      | 30                                 | 30                       |
| 30-88           | 100                                | 3                        |
| 88-216          | 150                                | 3                        |
| 216-960         | 200                                | 3                        |
| Above 960       | 500                                | 3                        |

### Test Configuration

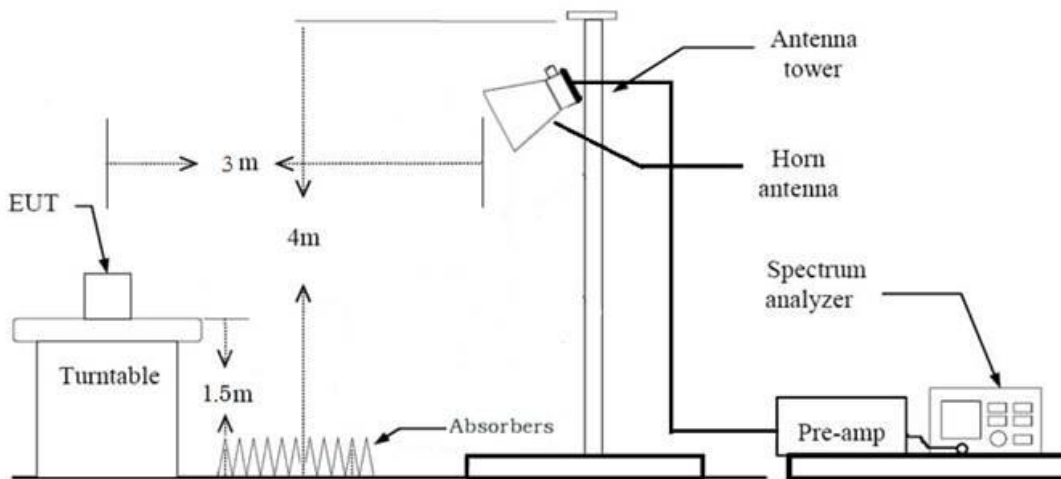
Below 30 MHz



30 MHz - 1 GHz



Above 1 GHz





**Test Procedure of Radiated spurious emissions(Below 30 MHz)**

1. The EUT was placed on a non-conductive table located on semi-anechoic chamber.
2. The loop antenna was placed at a location 3 m from the EUT
3. The EUT is placed on a turntable, which is 0.8 m above ground plane.
4. We have done x, y, z planes in EUT and horizontal and vertical polarization and Parallel to the ground plane in detecting antenna.
5. The turntable shall be rotated for 360 degrees to determine the position of maximum emission level.
6. Distance Correction Factor(0.009 MHz – 0.490 MHz) =  $40\log(3\text{ m}/300\text{ m}) = - 80\text{ dB}$   
Measurement Distance : 3 m
7. Distance Correction Factor(0.490 MHz – 30 MHz) =  $40\log(3\text{ m}/30\text{ m}) = - 40\text{ dB}$   
Measurement Distance : 3 m
8. Spectrum Setting
  - Frequency Range = 9 kHz ~ 30 MHz
  - Detector = Peak
  - Trace = Maxhold
  - RBW = 9 kHz
  - VBW  $\geq 3 \times$  RBW
9. Total = Measured Value + Antenna Factor(A.F) + Cable Loss(C.L) + Distance Factor(D.F)
10. Measurement value only up to 6 maximum emissions noted, or would be lesser if no specific emissions from the EUT are recorded (ie: margin > 20 dB from the applicable limit) and considered that's already beyond the background noise floor.

**KDB 414788 OFS and Chamber Correlation Justification**

Base on FCC 15.31 (f) (2): measurements may be performed at a distance closer than that specified in the regulations; however, an attempt should be made to avoid making measurements in the near field.

OFS and chamber correlation testing had been performed and chamber measured test result is the worst case test result.

**Test Procedure of Radiated spurious emissions(Below 1 GHz)**

1. The EUT was placed on a non-conductive table located on semi-anechoic chamber.
2. The EUT is placed on a turntable, which is 0.8 m above ground plane.
3. The Hybrid antenna was placed at a location 3 m from the EUT, which is varied from 1 m to 4 m to find out the highest emissions.
4. We have done x, y, z planes in EUT and horizontal and vertical polarization in detecting antenna.
5. The turntable shall be rotated for 360 degrees to determine the position of maximum emission level.
6. Spectrum Setting
  - (1) Measurement Type(Peak):
    - Measured Frequency Range : 30 MHz – 1 GHz
    - Detector = Peak
    - Trace = Maxhold
    - RBW = 100 kHz
    - VBW  $\geq$  3 x RBW
  - (2) Measurement Type(Quasi-peak):
    - Measured Frequency Range : 30 MHz – 1 GHz
    - Detector = Quasi-Peak
    - RBW = 120 kHz
- In general, (1) is used mainly
7. Total = Measured Value + Antenna Factor(A.F) + Cable Loss(C.L)
8. Measurement value only up to 6 maximum emissions noted, or would be lesser if no specific emissions from the EUT are recorded (ie: margin > 20 dB from the applicable limit) and considered that's already beyond the background noise floor.

**Test Procedure of Radiated spurious emissions (Above 1 GHz)**

1. The EUT is placed on a turntable, which is 1.5 m above ground plane.
2. We have done x, y, z planes in EUT and horizontal and vertical polarization in detecting antenna.
3. The turntable shall be rotated for 360 degrees to determine the position of maximum emission level.
4. EUT is set 3 m away from the receiving antenna, which is varied from 1 m to 4 m to find out the highest emissions.
5. Maximum procedure was performed on the six highest emissions to ensure EUT compliance.
6. Each emission was to be maximized by changing the polarization of receiving antenna both horizontal and vertical.
7. The unit was tested with its standard battery.
8. Spectrum Setting (Method 8.6 in KDB 558074 v05r02, Procedure 11.12 in ANSI 63.10-2013)
  - (1) Measurement Type(Peak):
    - Measured Frequency Range : 1 GHz – 25 GHz
    - Detector = Peak

- Trace = Maxhold
- RBW = 1 MHz
- VBW  $\geq 3 \times$  RBW

(2) Measurement Type(Average): Duty cycle  $\geq 98 \%$

- Measured Frequency Range : 1 GHz – 25 GHz
- Detector = RMS
- Averaging type = power (*i.e.*, RMS)
- RBW = 1 MHz
- VBW  $\geq 3 \times$  RBW
- Sweep time = auto.
- Trace mode = average (at least 100 traces).

(3) Measurement Type(Average): Duty cycle  $< 98 \%$ , duty cycle variations are less than  $\pm 2 \%$

- Measured Frequency Range : 1 GHz – 25 GHz
- Detector = RMS
- Averaging type = power (*i.e.*, RMS)
- RBW = 1 MHz
- VBW  $\geq 3 \times$  RBW
- Sweep time = auto.
- Trace mode = average (at least 100 traces).
- Correction factor shall be added to the measurement results prior to comparing to the emission limit in order to compute the emission level that would have been measured had the test been performed at 100 % duty cycle.
- Duty Cycle Factor (dB) : Please refer to the please refer to section 9.1.

9. Measurement value only up to 6 maximum emissions noted, or would be lesser if no specific emissions from the EUT are recorded (ie: margin  $> 20$  dB from the applicable limit) and considered that's already beyond the background noise floor.

10. Distance extrapolation factor =  $20\log$  (test distance / specific distance) (dB)

11. Total(Measurement Type : Peak)

$$= \text{Measured value} + \text{Antenna Factor(A.F)} + \text{Cable Loss(C.L)} - \text{Amp Gain(A.G)} + \text{Distance Factor(D.F)}$$

Total(Measurement Type : Average, Duty cycle  $\geq 98 \%$ )

$$= \text{Measured value} + \text{Antenna Factor(A.F)} + \text{Cable Loss(C.L)} - \text{Amp Gain(A.G)} + \text{Distance Factor(D.F)}$$

Total(Measurement Type : Average, Duty cycle  $< 98 \%$ )

$$= \text{Measured value} + \text{Antenna Factor(A.F)} + \text{Cable Loss(C.L)} - \text{Amp Gain(A.G)} + \text{Distance Factor(D.F)} \\ + \text{Duty Cycle Factor}$$

**Test Procedure of Radiated Restricted Band Edge**

1. The EUT is placed on a turntable, which is 1.5 m above ground plane.
2. We have done x, y, z planes in EUT and horizontal and vertical polarization in detecting antenna.
3. The turntable shall be rotated for 360 degrees to determine the position of maximum emission level.
4. EUT is set 3 m away from the receiving antenna, which is varied from 1 m to 4 m to find out the highest emissions.
5. Maximum procedure was performed on the six highest emissions to ensure EUT compliance.
6. Each emission was to be maximized by changing the polarization of receiving antenna both horizontal and vertical.
7. The unit was tested with its standard battery.
8. Spectrum Setting
  - (1) Measurement Type(Peak):
    - Measured Frequency Range : 2310 MHz ~ 2390 MHz / 2483.5 MHz ~ 2500 MHz
    - Detector = Peak
    - Trace = Maxhold
    - RBW = 1 MHz
    - VBW  $\geq$  3 x RBW
  - (2) Measurement Type(Average): Duty cycle  $\geq$  98 %,
    - Measured Frequency Range : 2310 MHz ~ 2390 MHz / 2483.5 MHz ~ 2500 MHz
    - Detector = RMS
    - Averaging type = power (*i.e.*, RMS)
    - RBW = 1 MHz
    - VBW  $\geq$  3 x RBW
    - Sweep time = auto.
    - Trace mode = average (at least 100 traces).
  - (3) Measurement Type(Average): Duty cycle < 98 %, duty cycle variations are less than  $\pm 2$  %
    - Measured Frequency Range : 2310 MHz ~ 2390 MHz / 2483.5 MHz ~ 2500 MHz
    - Detector = RMS
    - Averaging type = power (*i.e.*, RMS)
    - RBW = 1 MHz
    - VBW  $\geq$  3 x RBW
    - Sweep time = auto.
    - Trace mode = average (at least 100 traces).
    - Correction factor shall be added to the measurement results prior to comparing to the emission limit in order to compute the emission level that would have been measured had the test been performed at 100 % duty cycle.
    - Duty Cycle Factor (dB) : Please refer to the please refer to section 9.1.

9. Measurement value only up to 6 maximum emissions noted, or would be lesser if no specific emissions from the EUT are recorded (ie: margin > 20 dB from the applicable limit) and considered that's already beyond the background noise floor.
10. Distance extrapolation factor =  $20\log(\text{test distance} / \text{specific distance})$  (dB)
11. Total(Measurement Type : Peak)  
= Measured value + Antenna Factor(A.F) + Cable Loss(C.L) + Distance Factor(D.F)
- Total(Measurement Type : Average, Duty cycle  $\geq$  98 %)  
= Measured value + Antenna Factor(A.F) + Cable Loss(C.L) + Distance Factor(D.F)
- Total(Measurement Type : Average, Duty cycle < 98 %)  
= Measured value + Antenna Factor(A.F) + Cable Loss(C.L) + Distance Factor(D.F) + Duty Cycle Factor

## 7.7. AC Power line Conducted Emissions

### Limit

For an intentional radiator that is designed to be connected to the public utility (AC) power line, the radio frequency voltage that is conducted back onto the AC power line on any frequency or frequencies, within the band 150 kHz to 30 MHz, shall not exceed the limits in the following table, as measured using a 50  $\mu$ H/50 ohms line impedance stabilization network (LISN).

| Frequency Range (MHz) | Limits (dB $\mu$ V)     |                         |
|-----------------------|-------------------------|-------------------------|
|                       | Quasi-peak              | Average                 |
| 0.15 to 0.50          | 66 to 56 <sup>(a)</sup> | 56 to 46 <sup>(a)</sup> |
| 0.50 to 5             | 56                      | 46                      |
| 5 to 30               | 60                      | 50                      |

<sup>(a)</sup>Decreases with the logarithm of the frequency.

Compliance with this provision shall be based on the measurement of the radio frequency voltage between each power line (LINE and NEUTRAL) and ground at the power terminals.

### Test Configuration

See test photographs attached in Annex A for the actual connections between EUT and support equipment.

### Test Procedure

1. The EUT is placed on a wooden table 80 cm above the reference ground plane.
2. The EUT is connected via LISN to a test power supply.
3. The measurement results are obtained as described below:
4. Detectors : Quasi Peak and Average Detector.

### Sample Calculation

Quasi-peak(Final Result) = Measured Value + Correction Factor

## **7.8. Worst case configuration and mode**

### **Radiated test**

1. All modes of operation were investigated and the worst case configuration results are reported.
  - Mode : Stand alone, Stand alone + External accessories(Earphone, etc)
  - Worstcase : Stand alone
2. EUT Axis
  - Radiated Spurious Emissions : Y
  - Radiated Restricted Band Edge : X
3. Duty cycle factor applies only 802.11g/n (Duty cycle < 98 %).
4. All data rate of operation were investigated and the test results are worst case in lowest Data Rate of each mode.
  - 802.11b : 1 Mbps
  - 802.11g : 6 Mbps
  - 802.11n(HT20): MCS0
5. All position of loop antenna were investigated and the test result is a no critical peak found at all positions.
  - Position : Horizontal, Vertical, Parallel to the ground plane
6. SM-A047F/DS, SM-A047F were tested and the worst case results are reported.  
(Worst case : SM-A047F/DS)

### **AC Power line Conducted Emissions**

1. All modes of operation were investigated and the worst case configuration results are reported.
  - Mode : Stand alone + External accessories(Earphone, etc)+Travel Adapter,  
Stand alone + Travel Adapter
  - Worstcase : Stand alone + Travel Adapter
2. SM-A047F/DS, SM-A047F were tested and the worst case results are reported.  
(Worst case : SM-A047F/DS)

### **Conducted test**

1. The EUT was configured with data rate of highest power.
2. SM-A047F/DS, SM-A047F were tested and the worst case results are reported.  
(Worst case : SM-A047F/DS)

**8. SUMMARY TEST OF RESULTS**

| Test Description                     | FCC Part Section(s)              | Test Limit           | Test Condition | Test Result |
|--------------------------------------|----------------------------------|----------------------|----------------|-------------|
| 6 dB Bandwidth                       | §15.247(a)(2)                    | > 500 kHz            | Conducted      | PASS        |
| Conducted Maximum Output Power       | §15.247(b)(3)                    | < 1 Watt             |                | PASS        |
| Power Spectral Density               | §15.247(e)                       | < 8 dBm / 3 kHz Band |                | PASS        |
| Band Edge<br>(Out of Band Emissions) | §15.247(d)                       | Conducted > 30 dBc   |                | PASS        |
| AC Power line Conducted Emissions    | §15.207                          | cf. Section 7.7      |                | PASS        |
| Radiated Spurious Emissions          | §15.247(d),<br>15.205,<br>15.209 | cf. Section 7.6      | Radiated       | PASS        |
| Radiated Restricted Band Edge        | §15.247(d),<br>15.205,<br>15.209 | cf. Section 7.6      |                | PASS        |



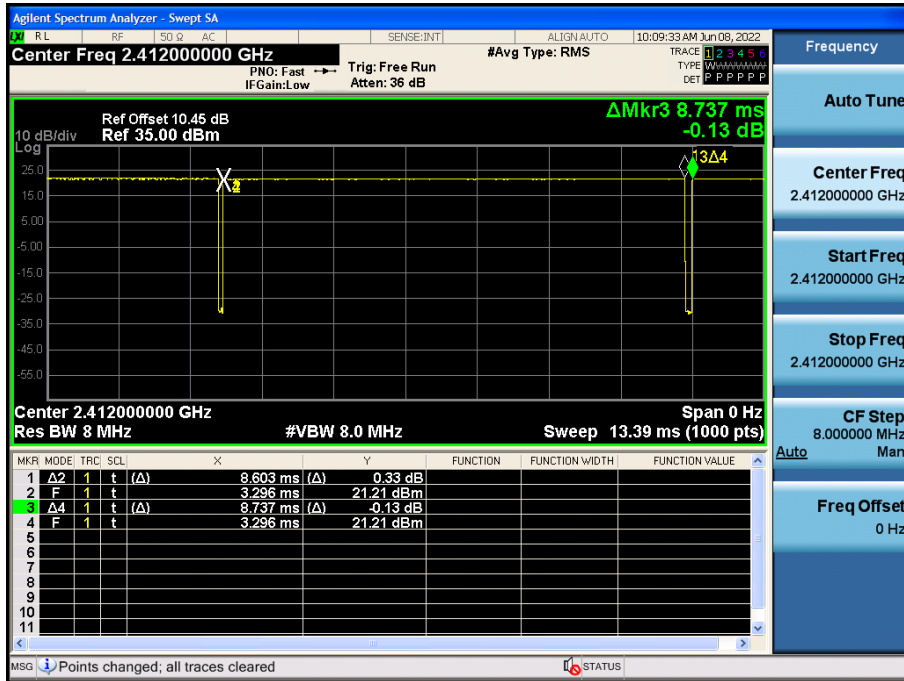
## 9. TEST RESULT

### 9.1 DUTY CYCLE

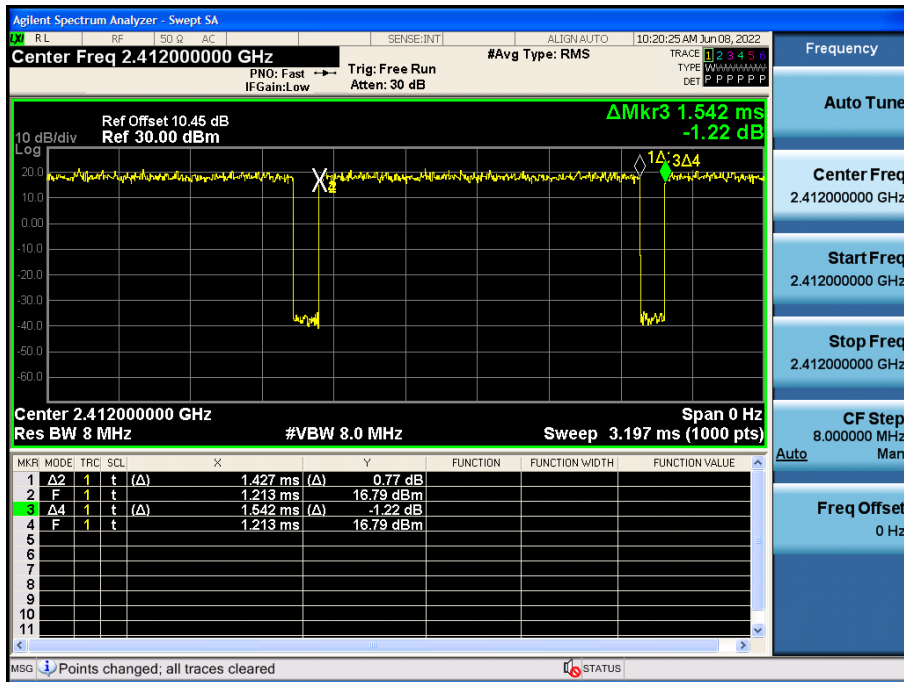
| Mode           | Data Rate (Mbps) | T <sub>on</sub> (ms) | T <sub>total</sub> (ms) | Duty Cycle | Duty Cycle Factor (dB) |
|----------------|------------------|----------------------|-------------------------|------------|------------------------|
| 802.11b        | 1                | 8.603                | 8.737                   | 0.985      | 0.067                  |
|                | 2                | 4.303                | 4.417                   | 0.974      | 0.114                  |
|                | 5.5              | 1.625                | 1.656                   | 0.982      | 0.081                  |
|                | 11               | 0.861                | 0.971                   | 0.888      | 0.518                  |
| 802.11g        | 6                | 1.427                | 1.542                   | 0.925      | 0.337                  |
|                | 9                | 0.960                | 0.996                   | 0.964      | 0.161                  |
|                | 12               | 0.723                | 0.838                   | 0.863      | 0.642                  |
|                | 18               | 0.493                | 0.607                   | 0.812      | 0.907                  |
|                | 24               | 0.372                | 0.487                   | 0.764      | 1.170                  |
|                | 36               | 0.257                | 0.372                   | 0.691      | 1.607                  |
|                | 48               | 0.196                | 0.312                   | 0.629      | 2.012                  |
|                | 54               | 0.180                | 0.295                   | 0.609      | 2.155                  |
| 802.11n (HT20) | 6.5 (MCS0)       | 1.338                | 1.452                   | 0.921      | 0.356                  |
|                | 13 (MCS1)        | 0.688                | 0.725                   | 0.950      | 0.224                  |
|                | 19.5 (MCS2)      | 0.473                | 0.587                   | 0.805      | 0.942                  |
|                | 26 (MCS3)        | 0.364                | 0.459                   | 0.793      | 1.009                  |
|                | 39 (MCS4)        | 0.256                | 0.371                   | 0.690      | 1.614                  |
|                | 52 (MCS5)        | 0.200                | 0.315                   | 0.634      | 1.982                  |
|                | 58.5 (MCS6)      | 0.185                | 0.300                   | 0.616      | 2.105                  |
|                | 65 (MCS7)        | 0.168                | 0.283                   | 0.594      | 2.264                  |

Test Plots

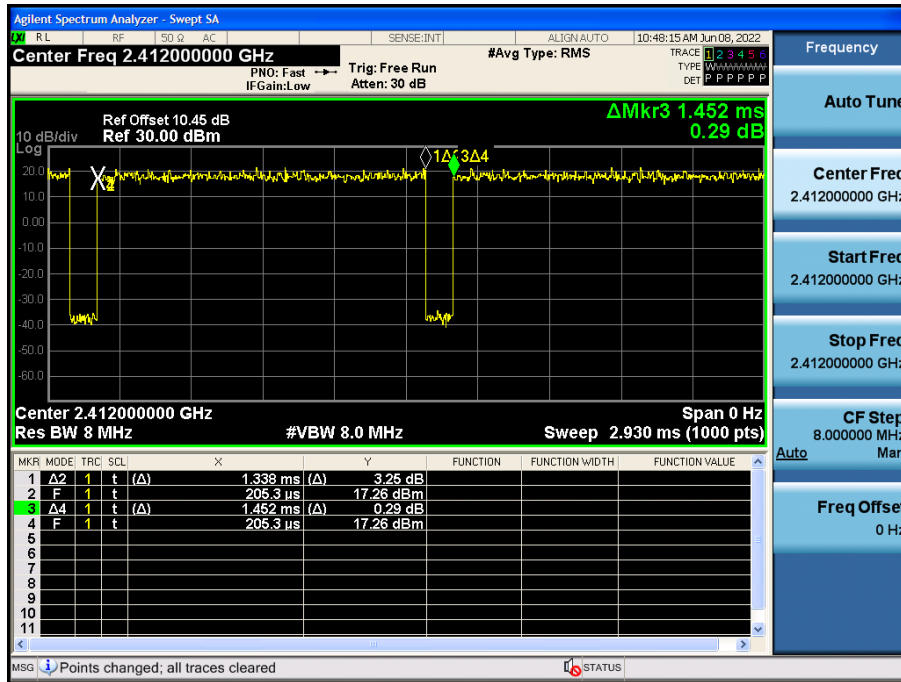
Duty cycle plot (802.11b(1 Mbps))



Duty cycle plot (802.11g(6 Mbps))



### Duty cycle plot (802. 11n(MCS0))



**Note:**

In order to simplify the report, attached plots were only the most lowest data rate.

**9.2 6 dB BANDWIDTH**

| 802.11b Mode    |             | Measured Bandwidth [MHz] | Minimum Bandwidth [MHz] |
|-----------------|-------------|--------------------------|-------------------------|
| Frequency [MHz] | Channel No. |                          |                         |
| 2412            | 1           | 8.137                    | 0.5                     |
| 2437            | 6           | 8.578                    | 0.5                     |
| 2462            | 11          | 8.137                    | 0.5                     |
| 2467            | 12          | 8.127                    | 0.5                     |
| 2472            | 13          | 8.599                    | 0.5                     |

| 802.11g Mode    |             | Measured Bandwidth [MHz] | Minimum Bandwidth [MHz] |
|-----------------|-------------|--------------------------|-------------------------|
| Frequency [MHz] | Channel No. |                          |                         |
| 2412            | 1           | 15.09                    | 0.5                     |
| 2437            | 6           | 15.12                    | 0.5                     |
| 2462            | 11          | 15.16                    | 0.5                     |
| 2467            | 12          | 15.15                    | 0.5                     |
| 2472            | 13          | 15.14                    | 0.5                     |

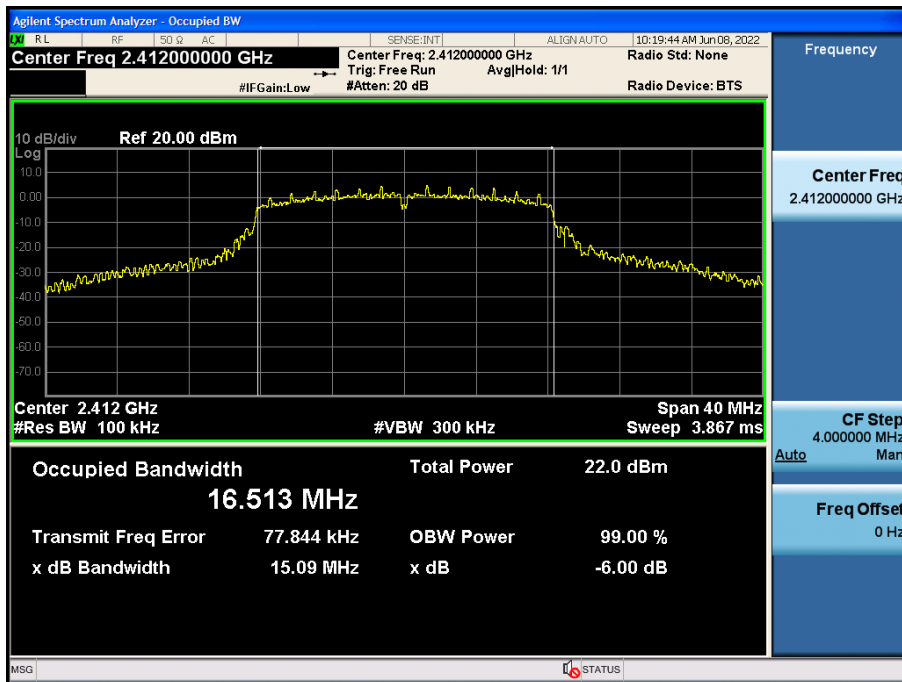
| 802.11n(HT20) Mode |             | Measured Bandwidth [MHz] | Minimum Bandwidth [MHz] |
|--------------------|-------------|--------------------------|-------------------------|
| Frequency [MHz]    | Channel No. |                          |                         |
| 2412               | 1           | 15.14                    | 0.5                     |
| 2437               | 6           | 13.87                    | 0.5                     |
| 2462               | 11          | 15.16                    | 0.5                     |
| 2467               | 12          | 15.16                    | 0.5                     |
| 2472               | 13          | 15.17                    | 0.5                     |

▣ Test Plots

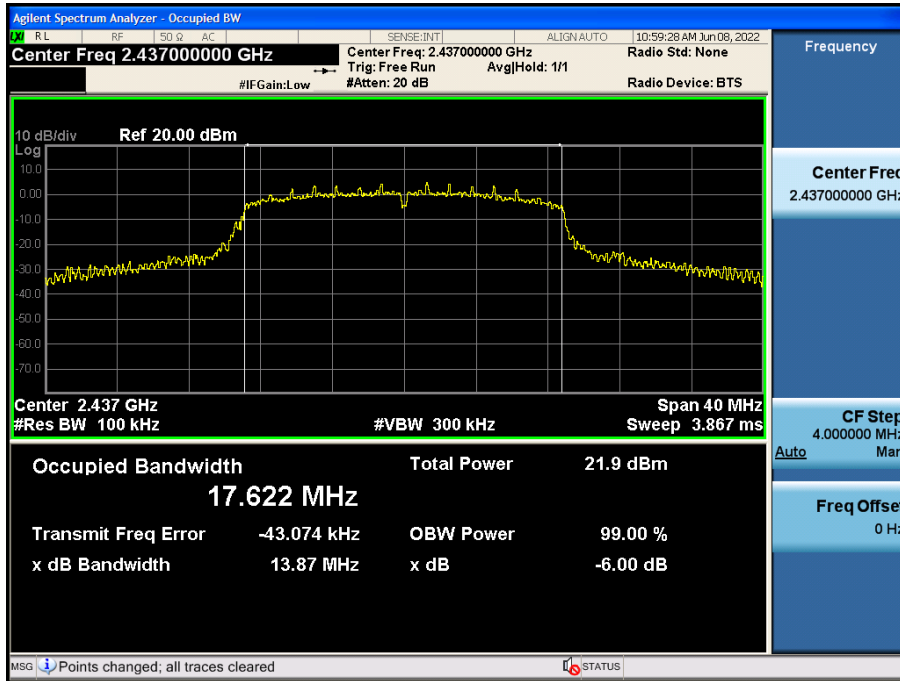
6 dB Bandwidth plot (802.11b-CH 12)



6 dB Bandwidth plot (802.11g-CH 1)



6 dB Bandwidth plot (802.11n\_HT20-CH 6)



**Note:**

In order to simplify the report, attached plots were only the narrowest 6 dB BW channel.

### 9.3 OUTPUT POWER

#### Power Level Setting

#### Peak Power

Power Meter offset Attenuator loss(10 dB) + Cable loss

| 802.11b Mode   |             | Rate (Mbps) | Measured Power(dBm) | Limit (dBm) |
|----------------|-------------|-------------|---------------------|-------------|
| Frequency[MHz] | Channel No. |             |                     |             |
| 2412           | 1           | 1           | 20.10               | 30          |
|                |             | 2           | 20.31               | 30          |
|                |             | 5.5         | 21.95               | 30          |
|                |             | 11          | 23.40               | 30          |
| 2437           | 6           | 1           | 19.39               | 30          |
|                |             | 2           | 19.87               | 30          |
|                |             | 5.5         | 21.62               | 30          |
|                |             | 11          | 23.03               | 30          |
| 2462           | 11          | 1           | 19.92               | 30          |
|                |             | 2           | 20.31               | 30          |
|                |             | 5.5         | 21.93               | 30          |
|                |             | 11          | 23.44               | 30          |
| 2467           | 12          | 1           | 12.71               | 30          |
|                |             | 2           | 13.24               | 30          |
|                |             | 5.5         | 14.81               | 30          |
|                |             | 11          | 16.36               | 30          |
| 2472           | 13          | 1           | 6.46                | 30          |
|                |             | 2           | 6.65                | 30          |
|                |             | 5.5         | 8.30                | 30          |
|                |             | 11          | 9.53                | 30          |

| 802.11g Mode   |             | Rate (Mbps) | Measured Power(dBm) | Limit (dBm) |
|----------------|-------------|-------------|---------------------|-------------|
| Frequency[MHz] | Channel No. |             |                     |             |
| 2412           | 1           | 6           | 21.06               | 30          |
|                |             | 9           | 21.12               | 30          |
|                |             | 12          | 20.48               | 30          |
|                |             | 18          | 20.55               | 30          |
|                |             | 24          | 21.46               | 30          |
|                |             | 36          | 21.47               | 30          |
|                |             | 48          | 20.77               | 30          |
|                |             | 54          | 21.00               | 30          |
| 2437           | 6           | 6           | 22.60               | 30          |
|                |             | 9           | 22.63               | 30          |
|                |             | 12          | 21.97               | 30          |
|                |             | 18          | 22.04               | 30          |
|                |             | 24          | 22.94               | 30          |
|                |             | 36          | 22.96               | 30          |
|                |             | 48          | 20.54               | 30          |
|                |             | 54          | 20.84               | 30          |
| 2462           | 11          | 6           | 20.51               | 30          |
|                |             | 9           | 20.62               | 30          |
|                |             | 12          | 20.01               | 30          |
|                |             | 18          | 20.03               | 30          |
|                |             | 24          | 20.88               | 30          |
|                |             | 36          | 20.88               | 30          |
|                |             | 48          | 21.02               | 30          |
|                |             | 54          | 21.24               | 30          |
| 2467           | 12          | 6           | 17.86               | 30          |
|                |             | 9           | 17.86               | 30          |
|                |             | 12          | 17.27               | 30          |
|                |             | 18          | 17.30               | 30          |
|                |             | 24          | 18.25               | 30          |
|                |             | 36          | 18.21               | 30          |
|                |             | 48          | 18.40               | 30          |
|                |             | 54          | 18.66               | 30          |
| 2472           | 13          | 6           | 11.32               | 30          |
|                |             | 9           | 11.16               | 30          |
|                |             | 12          | 10.44               | 30          |
|                |             | 18          | 10.74               | 30          |
|                |             | 24          | 11.54               | 30          |
|                |             | 36          | 11.52               | 30          |
|                |             | 48          | 10.74               | 30          |
|                |             | 54          | 11.02               | 30          |



| 802.11n(HT20) Mode |             | MCS Index | Measured Power(dBm) | Limit (dBm) |
|--------------------|-------------|-----------|---------------------|-------------|
| Frequency[MHz]     | Channel No. |           |                     |             |
| 2412               | 1           | 0         | 20.91               | 30          |
|                    |             | 1         | 20.62               | 30          |
|                    |             | 2         | 20.68               | 30          |
|                    |             | 3         | 21.13               | 30          |
|                    |             | 4         | 20.91               | 30          |
|                    |             | 5         | 20.66               | 30          |
|                    |             | 6         | 20.60               | 30          |
|                    |             | 7         | 20.83               | 30          |
| 2437               | 6           | 0         | 22.11               | 30          |
|                    |             | 1         | 21.72               | 30          |
|                    |             | 2         | 21.83               | 30          |
|                    |             | 3         | 22.27               | 30          |
|                    |             | 4         | 22.09               | 30          |
|                    |             | 5         | 20.12               | 30          |
|                    |             | 6         | 20.08               | 30          |
|                    |             | 7         | 20.27               | 30          |
| 2462               | 11          | 0         | 20.33               | 30          |
|                    |             | 1         | 20.02               | 30          |
|                    |             | 2         | 20.01               | 30          |
|                    |             | 3         | 20.51               | 30          |
|                    |             | 4         | 20.31               | 30          |
|                    |             | 5         | 20.89               | 30          |
|                    |             | 6         | 20.86               | 30          |
|                    |             | 7         | 21.06               | 30          |
| 2467               | 12          | 0         | 17.46               | 30          |
|                    |             | 1         | 17.15               | 30          |
|                    |             | 2         | 17.23               | 30          |
|                    |             | 3         | 17.70               | 30          |
|                    |             | 4         | 17.49               | 30          |
|                    |             | 5         | 18.20               | 30          |
|                    |             | 6         | 18.14               | 30          |
|                    |             | 7         | 18.32               | 30          |
| 2472               | 13          | 0         | 10.83               | 30          |
|                    |             | 1         | 10.75               | 30          |
|                    |             | 2         | 10.57               | 30          |
|                    |             | 3         | 11.04               | 30          |
|                    |             | 4         | 10.89               | 30          |
|                    |             | 5         | 10.78               | 30          |
|                    |             | 6         | 10.62               | 30          |
|                    |             | 7         | 10.72               | 30          |

**Average Power**

Power Meter offset Loss = Attenuator loss(10 dB) + Cable loss

| 802.11b Mode    |             | Rate (Mbps) | Measured Power (dBm) | Duty Cycle Factor | Measured Power(dBm) + Duty Cycle Factor | Limit (dBm) |
|-----------------|-------------|-------------|----------------------|-------------------|---|-------------|
| Frequency [MHz] | Channel No. |             |                      |                   |   |             |
| 2412            | 1           | 1           | 17.17                | 0.067             | 17.23                                   | 30          |
|                 |             | 2           | 17.23                | 0.114             | 17.34                                   | 30          |
|                 |             | 5.5         | 17.32                | 0.081             | 17.40                                   | 30          |
|                 |             | 11          | 17.06                | 0.518             | 17.58                                   | 30          |
| 2437            | 6           | 1           | 16.81                | 0.067             | 16.88                                   | 30          |
|                 |             | 2           | 16.84                | 0.114             | 16.95                                   | 30          |
|                 |             | 5.5         | 16.89                | 0.081             | 16.97                                   | 30          |
|                 |             | 11          | 16.70                | 0.518             | 17.22                                   | 30          |
| 2462            | 11          | 1           | 17.46                | 0.067             | 17.52                                   | 30          |
|                 |             | 2           | 17.47                | 0.114             | 17.58                                   | 30          |
|                 |             | 5.5         | 17.46                | 0.081             | 17.54                                   | 30          |
|                 |             | 11          | 17.26                | 0.518             | 17.78                                   | 30          |
| 2467            | 12          | 1           | 10.30                | 0.067             | 10.37                                   | 30          |
|                 |             | 2           | 10.31                | 0.114             | 10.42                                   | 30          |
|                 |             | 5.5         | 10.21                | 0.081             | 10.29                                   | 30          |
|                 |             | 11          | 10.09                | 0.518             | 10.61                                   | 30          |
| 2472            | 13          | 1           | 3.52                 | 0.067             | 3.59                                    | 30          |
|                 |             | 2           | 3.41                 | 0.114             | 3.53                                    | 30          |
|                 |             | 5.5         | 3.42                 | 0.081             | 3.50                                    | 30          |
|                 |             | 11          | 3.11                 | 0.518             | 3.63                                    | 30          |

| 802.11g Mode    |             | Rate (Mbps) | Measured Power (dBm) | Duty Cycle Factor | Measured Power(dBm) + Duty Cycle Factor | Limit (dBm) |
|-----------------|-------------|-------------|----------------------|-------------------|---|-------------|
| Frequency [MHz] | Channel No. |             |                      |                   |   |             |
| 2412            | 1           | 6           | 12.94                | 0.337             | 13.28                                   | 30          |
|                 |             | 9           | 12.88                | 0.161             | 13.04                                   | 30          |
|                 |             | 12          | 12.70                | 0.642             | 13.34                                   | 30          |
|                 |             | 18          | 12.56                | 0.907             | 13.46                                   | 30          |
|                 |             | 24          | 12.28                | 1.170             | 13.45                                   | 30          |
|                 |             | 36          | 12.02                | 1.607             | 13.63                                   | 30          |
|                 |             | 48          | 11.24                | 2.012             | 13.25                                   | 30          |
|                 |             | 54          | 11.12                | 2.155             | 13.27                                   | 30          |
| 2437            | 6           | 6           | 14.54                | 0.337             | 14.88                                   | 30          |
|                 |             | 9           | 14.45                | 0.161             | 14.61                                   | 30          |
|                 |             | 12          | 14.05                | 0.642             | 14.69                                   | 30          |
|                 |             | 18          | 14.10                | 0.907             | 15.01                                   | 30          |
|                 |             | 24          | 13.87                | 1.170             | 15.04                                   | 30          |
|                 |             | 36          | 13.54                | 1.607             | 15.15                                   | 30          |
|                 |             | 48          | 10.99                | 2.012             | 13.00                                   | 30          |
|                 |             | 54          | 10.96                | 2.155             | 13.11                                   | 30          |
| 2462            | 11          | 6           | 12.40                | 0.337             | 12.74                                   | 30          |
|                 |             | 9           | 12.35                | 0.161             | 12.51                                   | 30          |
|                 |             | 12          | 12.22                | 0.642             | 12.86                                   | 30          |
|                 |             | 18          | 12.04                | 0.907             | 12.94                                   | 30          |
|                 |             | 24          | 11.79                | 1.170             | 12.96                                   | 30          |
|                 |             | 36          | 11.50                | 1.607             | 13.10                                   | 30          |
|                 |             | 48          | 11.51                | 2.012             | 13.52                                   | 30          |
|                 |             | 54          | 11.46                | 2.155             | 13.61                                   | 30          |
| 2467            | 12          | 6           | 9.66                 | 0.337             | 10.00                                   | 30          |
|                 |             | 9           | 9.52                 | 0.161             | 9.68                                    | 30          |
|                 |             | 12          | 9.45                 | 0.642             | 10.09                                   | 30          |
|                 |             | 18          | 9.27                 | 0.907             | 10.17                                   | 30          |
|                 |             | 24          | 9.05                 | 1.170             | 10.22                                   | 30          |
|                 |             | 36          | 8.74                 | 1.607             | 10.34                                   | 30          |
|                 |             | 48          | 8.85                 | 2.012             | 10.86                                   | 30          |
|                 |             | 54          | 8.78                 | 2.155             | 10.94                                   | 30          |
| 2472            | 13          | 6           | 3.13                 | 0.337             | 3.47                                    | 30          |
|                 |             | 9           | 2.75                 | 0.161             | 2.91                                    | 30          |
|                 |             | 12          | 2.62                 | 0.642             | 3.26                                    | 30          |
|                 |             | 18          | 2.67                 | 0.907             | 3.58                                    | 30          |
|                 |             | 24          | 2.41                 | 1.170             | 3.58                                    | 30          |
|                 |             | 36          | 2.02                 | 1.607             | 3.62                                    | 30          |
|                 |             | 48          | 1.29                 | 2.012             | 3.30                                    | 30          |
|                 |             | 54          | 1.23                 | 2.155             | 3.38                                    | 30          |

| 802.11n(HT20) Mode |             | MCS Index | Measured Power (dBm) | Duty Cycle Factor | Measured Power(dBm) + Duty Cycle Factor | Limit (dBm) |
|--------------------|-------------|-----------|----------------------|-------------------|---|-------------|
| Frequency [MHz]    | Channel No. |           |                      |                   |   |             |
| 2412               | 1           | 0         | 12.96                | 0.356             | 13.32                                   | 30          |
|                    |             | 1         | 12.77                | 0.224             | 12.99                                   | 30          |
|                    |             | 2         | 12.59                | 0.942             | 13.54                                   | 30          |
|                    |             | 3         | 12.19                | 1.009             | 13.20                                   | 30          |
|                    |             | 4         | 11.87                | 1.614             | 13.48                                   | 30          |
|                    |             | 5         | 11.19                | 1.982             | 13.17                                   | 30          |
|                    |             | 6         | 11.16                | 2.105             | 13.26                                   | 30          |
|                    |             | 7         | 11.10                | 2.264             | 13.36                                   | 30          |
| 2437               | 6           | 0         | 14.44                | 0.356             | 14.80                                   | 30          |
|                    |             | 1         | 14.30                | 0.224             | 14.52                                   | 30          |
|                    |             | 2         | 14.03                | 0.942             | 14.97                                   | 30          |
|                    |             | 3         | 13.66                | 1.009             | 14.67                                   | 30          |
|                    |             | 4         | 13.31                | 1.614             | 14.93                                   | 30          |
|                    |             | 5         | 10.87                | 1.982             | 12.85                                   | 30          |
|                    |             | 6         | 10.85                | 2.105             | 12.96                                   | 30          |
|                    |             | 7         | 10.68                | 2.264             | 12.94                                   | 30          |
| 2462               | 11          | 0         | 12.41                | 0.356             | 12.76                                   | 30          |
|                    |             | 1         | 12.16                | 0.224             | 12.38                                   | 30          |
|                    |             | 2         | 11.97                | 0.942             | 12.91                                   | 30          |
|                    |             | 3         | 11.58                | 1.009             | 12.59                                   | 30          |
|                    |             | 4         | 11.27                | 1.614             | 12.89                                   | 30          |
|                    |             | 5         | 11.45                | 1.982             | 13.43                                   | 30          |
|                    |             | 6         | 11.43                | 2.105             | 13.53                                   | 30          |
|                    |             | 7         | 11.34                | 2.264             | 13.61                                   | 30          |
| 2467               | 12          | 0         | 9.52                 | 0.356             | 9.88                                    | 30          |
|                    |             | 1         | 9.27                 | 0.224             | 9.49                                    | 30          |
|                    |             | 2         | 9.14                 | 0.942             | 10.08                                   | 30          |
|                    |             | 3         | 8.69                 | 1.009             | 9.70                                    | 30          |
|                    |             | 4         | 8.44                 | 1.614             | 10.06                                   | 30          |
|                    |             | 5         | 8.64                 | 1.982             | 10.62                                   | 30          |
|                    |             | 6         | 8.66                 | 2.105             | 10.76                                   | 30          |
|                    |             | 7         | 8.53                 | 2.264             | 10.79                                   | 30          |
| 2472               | 13          | 0         | 2.80                 | 0.356             | 3.16                                    | 30          |
|                    |             | 1         | 2.72                 | 0.224             | 2.94                                    | 30          |
|                    |             | 2         | 2.34                 | 0.942             | 3.28                                    | 30          |
|                    |             | 3         | 2.01                 | 1.009             | 3.02                                    | 30          |
|                    |             | 4         | 1.62                 | 1.614             | 3.23                                    | 30          |
|                    |             | 5         | 1.19                 | 1.982             | 3.17                                    | 30          |
|                    |             | 6         | 1.14                 | 0.990             | 2.13                                    | 30          |
|                    |             | 7         | 1.03                 | 2.264             | 3.29                                    | 30          |

**9.4 POWER SPECTRAL DENSITY**

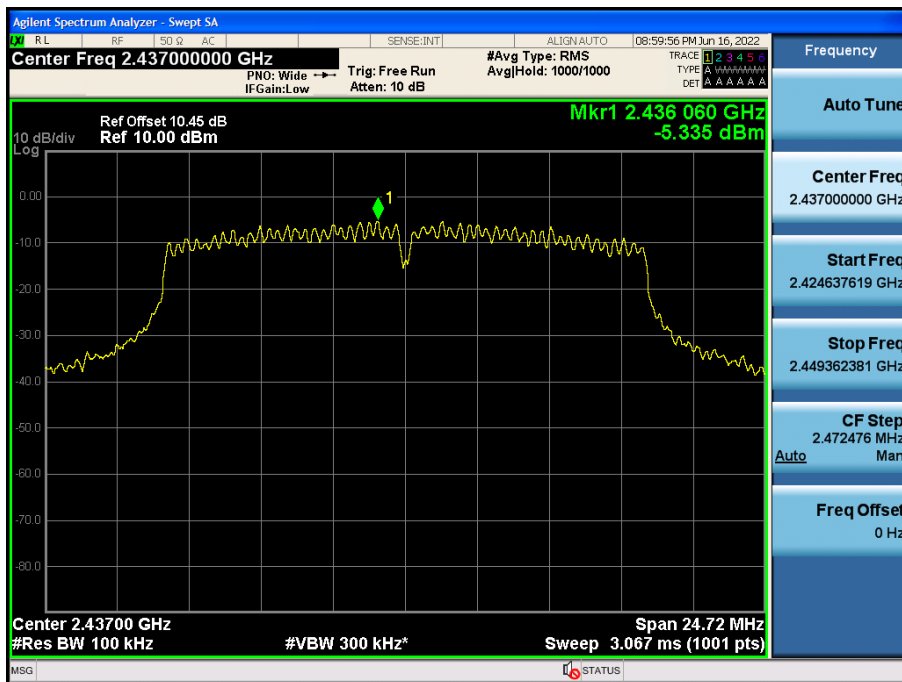
| Mode          | Frequency (MHz) | Channel No. | Test Result        |                   |                                       | Limit (dBm)   |
|---------------|-----------------|-------------|--------------------|-------------------|---------------------------------------|---------------|
|               |                 |             | Measured PSD (dBm) | Duty Cycle Factor | Measured PSD(dBm) + Duty Cycle Factor |               |
| 802.11b       | 2412            | 1           | 0.075              | 0.518             | 0.593                                 | 8 dBm / 3 kHz |
|               | 2437            | 6           | 0.058              | 0.518             | 0.576                                 |               |
|               | <b>2462</b>     | <b>11</b>   | <b>0.453</b>       | <b>0.518</b>      | <b>0.971</b>                          |               |
|               | 2467            | 12          | -6.647             | 0.518             | -6.129                                |               |
|               | 2472            | 13          | -13.781            | 0.518             | -13.263                               |               |
| 802.11g       | 2412            | 1           | -6.773             | 1.607             | -5.166                                |               |
|               | <b>2437</b>     | <b>6</b>    | <b>-5.335</b>      | <b>1.607</b>      | <b>-3.728</b>                         |               |
|               | 2462            | 11          | -6.655             | 2.155             | -4.500                                |               |
|               | 2467            | 12          | -8.953             | 2.155             | -6.798                                |               |
|               | 2472            | 13          | -16.594            | 1.607             | -14.987                               |               |
| 802.11n(HT20) | 2412            | 1           | -6.358             | 0.942             | -5.416                                |               |
|               | <b>2437</b>     | <b>6</b>    | <b>-5.111</b>      | <b>0.942</b>      | <b>-4.169</b>                         |               |
|               | 2462            | 11          | -7.207             | 2.264             | -4.943                                |               |
|               | 2467            | 12          | -9.887             | 2.264             | -7.623                                |               |
|               | 2472            | 13          | -17.602            | 2.264             | -15.338                               |               |

## Test Plots

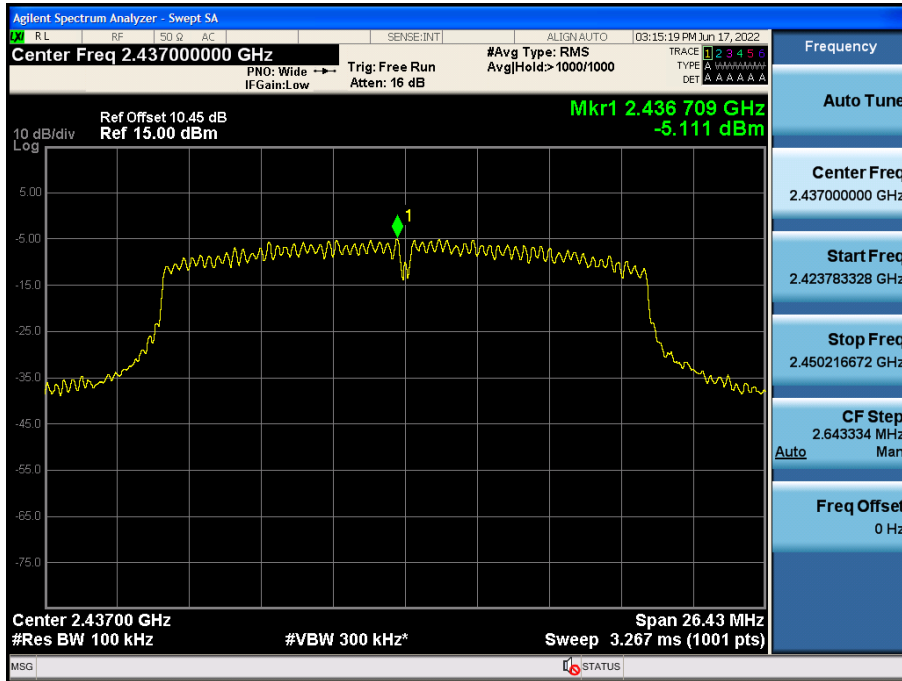
### Power Spectral Density (802.11b-CH 11)



### Power Spectral Density (802.11g-CH 6)



Power Spectral Density (802.11n\_HT20-CH 6)



**Note :**

In order to simplify the report, attached plots were only the worst case PSD channel.

**9.5 BAND EDGE / CONDUCTED SPURIOUS EMISSIONS**

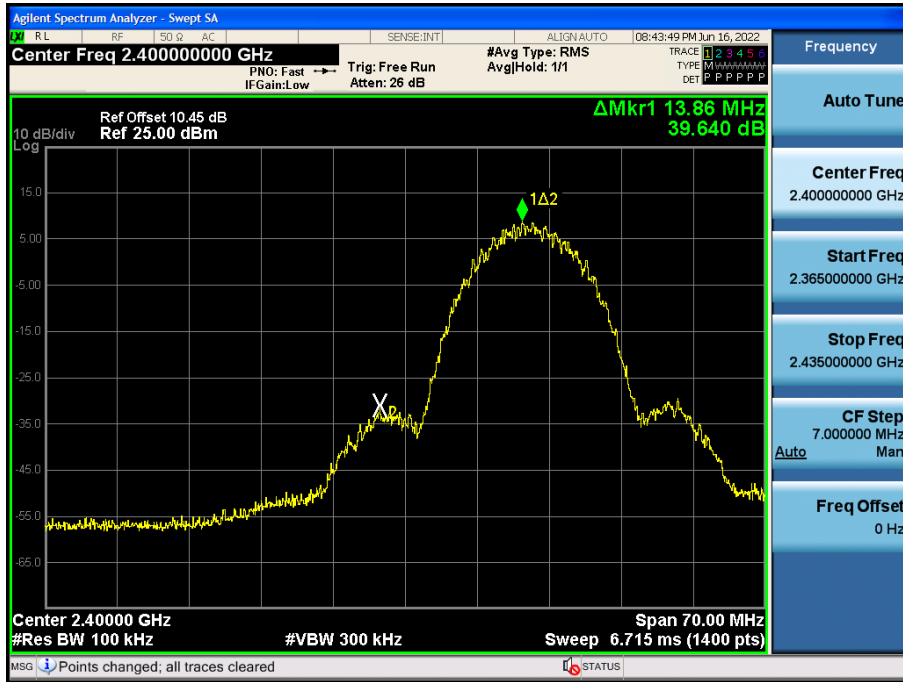
Test Result : please refer to the plot below.

In order to simplify the report, attached plots were only the worst case channel and data rate.

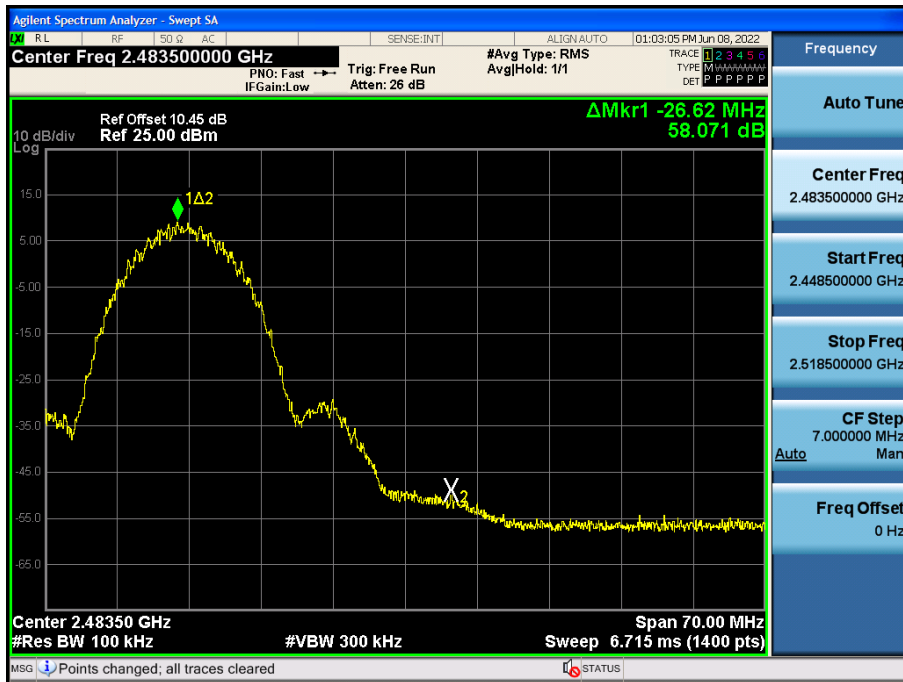


▣ Test Plots(Band Edge)

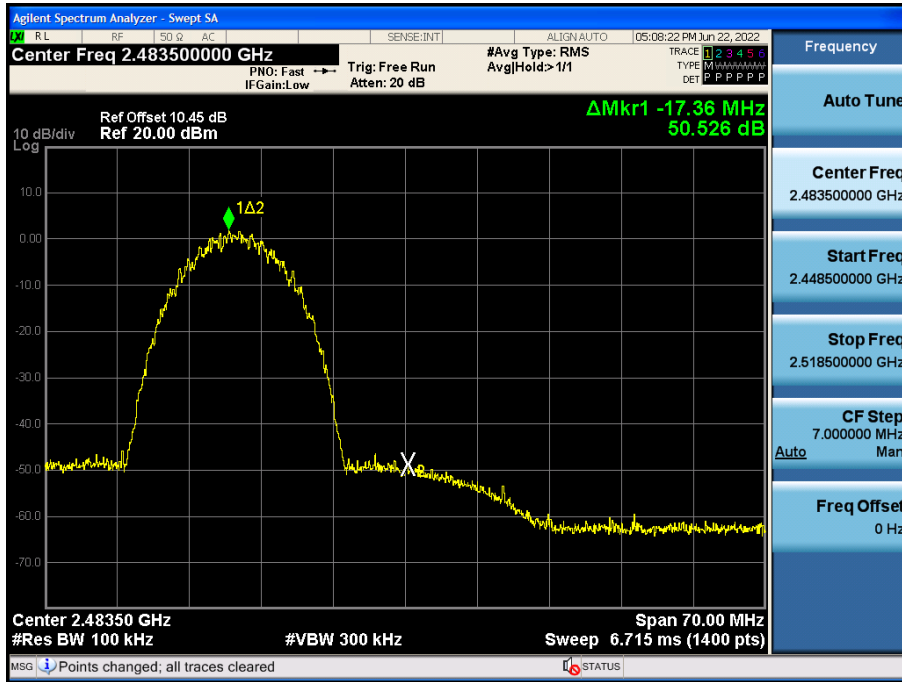
Band Edge (802.11b -CH1)



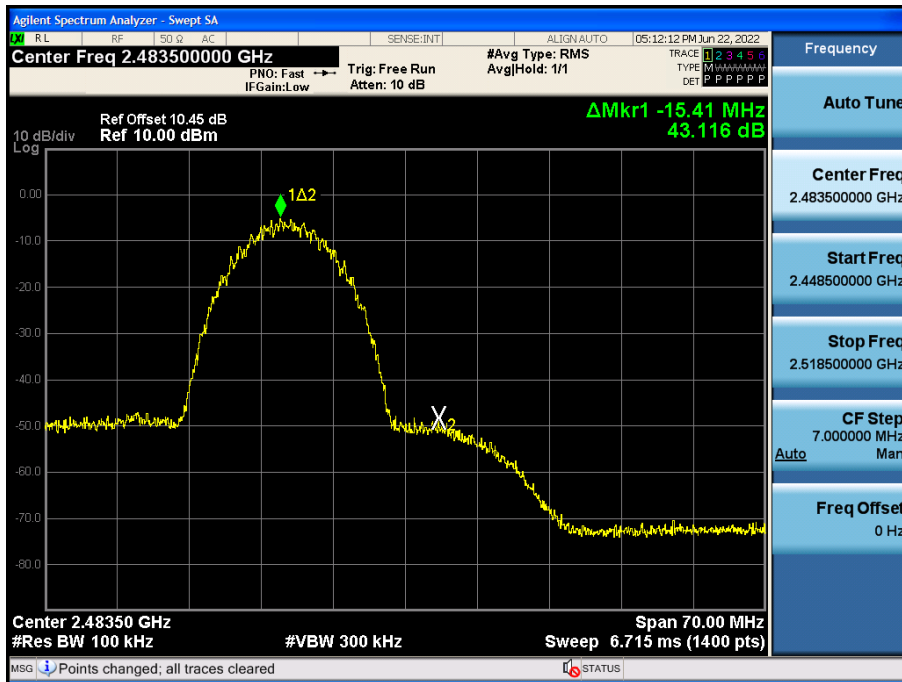
Band Edge (802.11b -CH11)



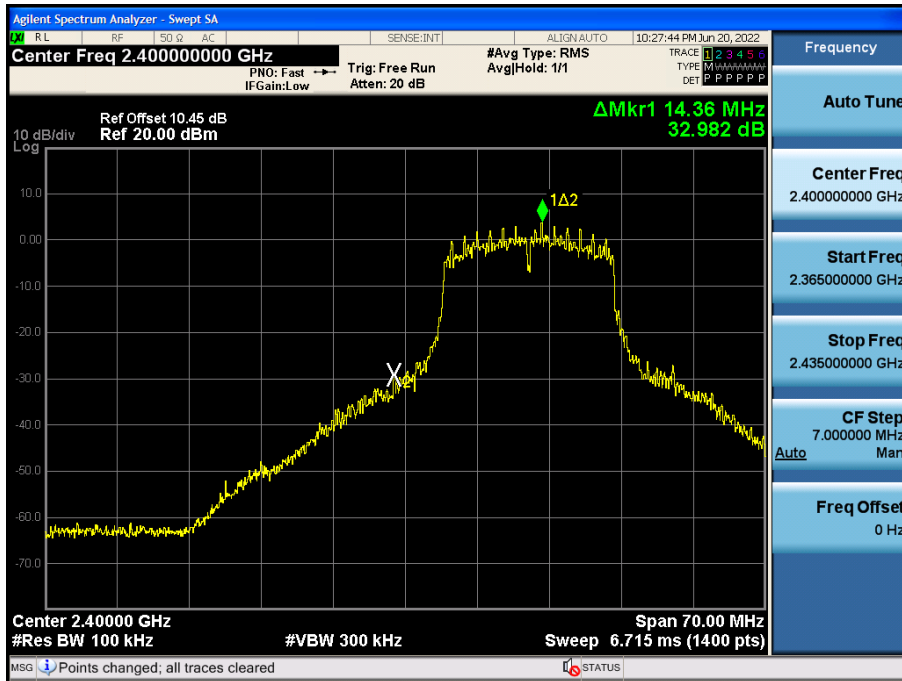
### Band Edge (802.11b -CH12)



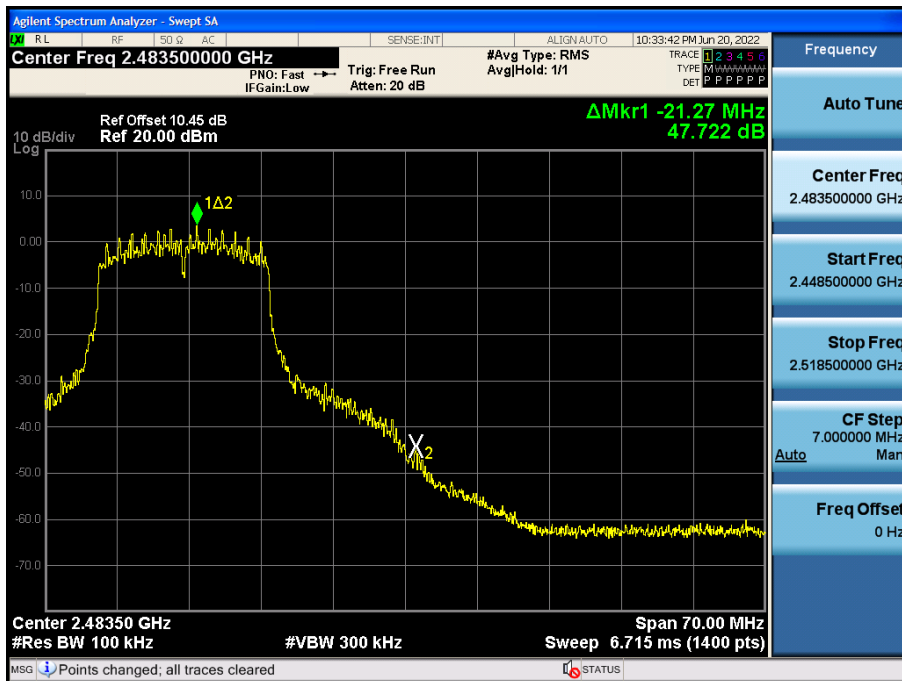
### Band Edge (802.11b -CH13)



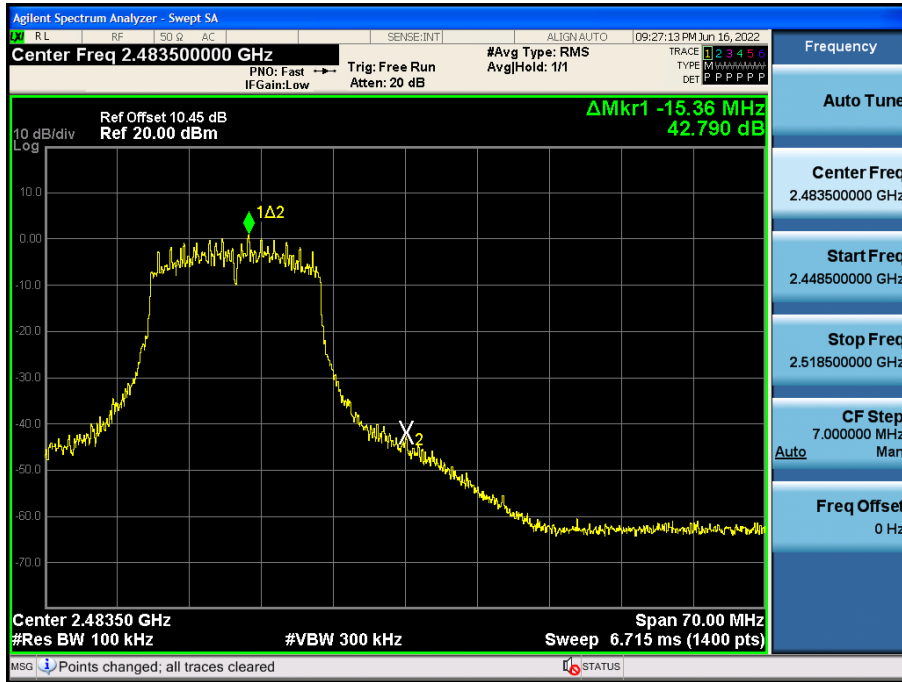
### Band Edge (802.11g -CH1)



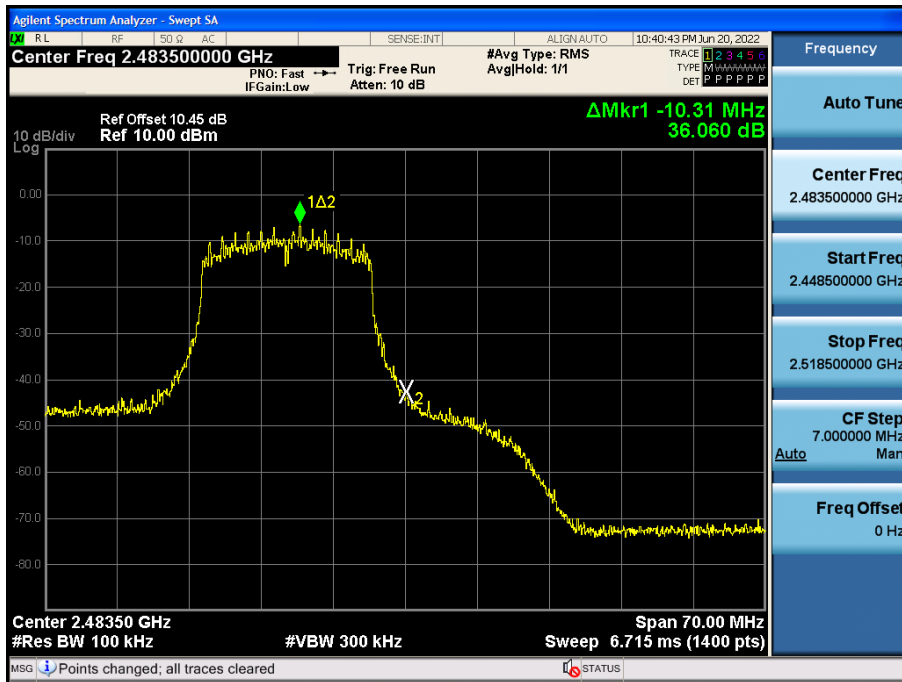
### Band Edge (802.11g -CH11)



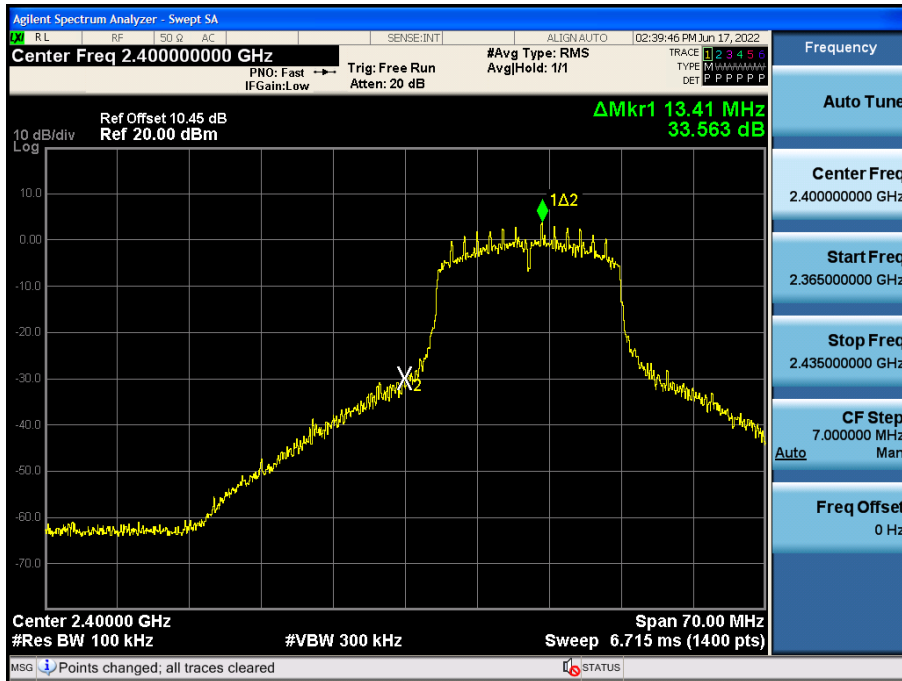
## Band Edge (802.11g -CH12)



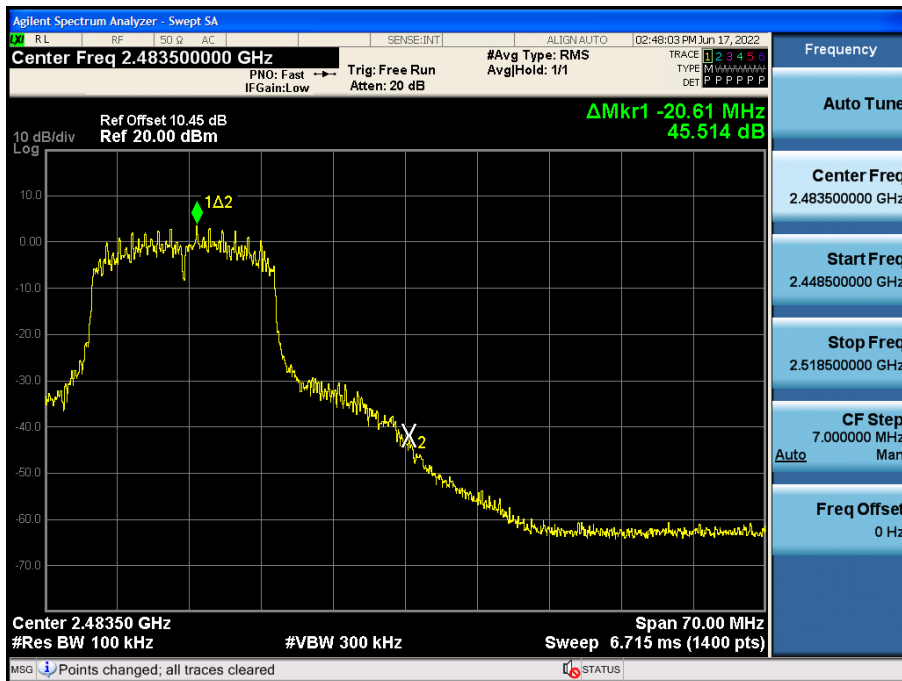
## Band Edge (802.11g -CH13)



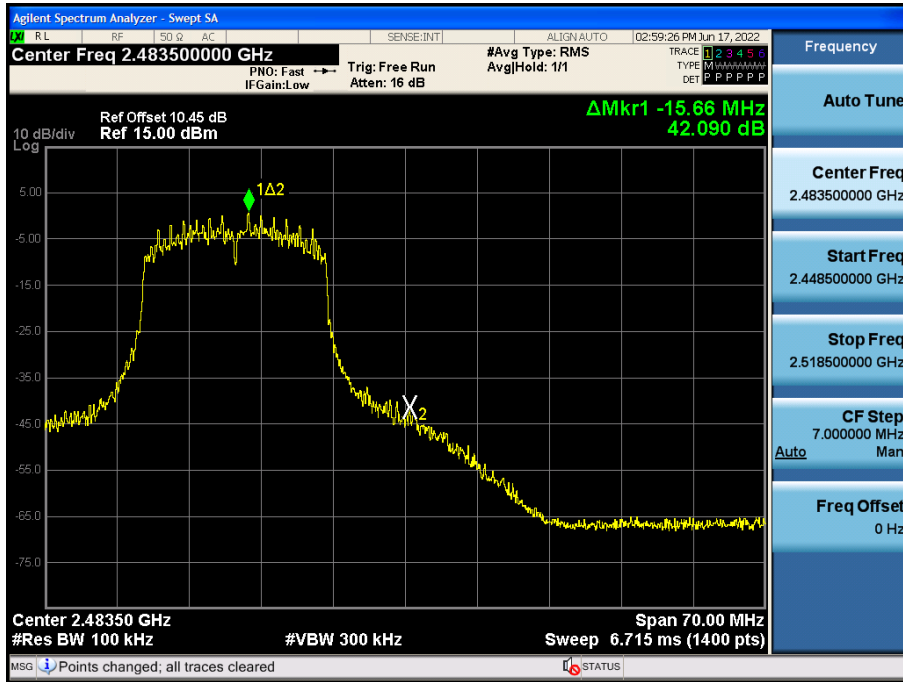
### Band Edge (802.11n\_HT20-CH1)



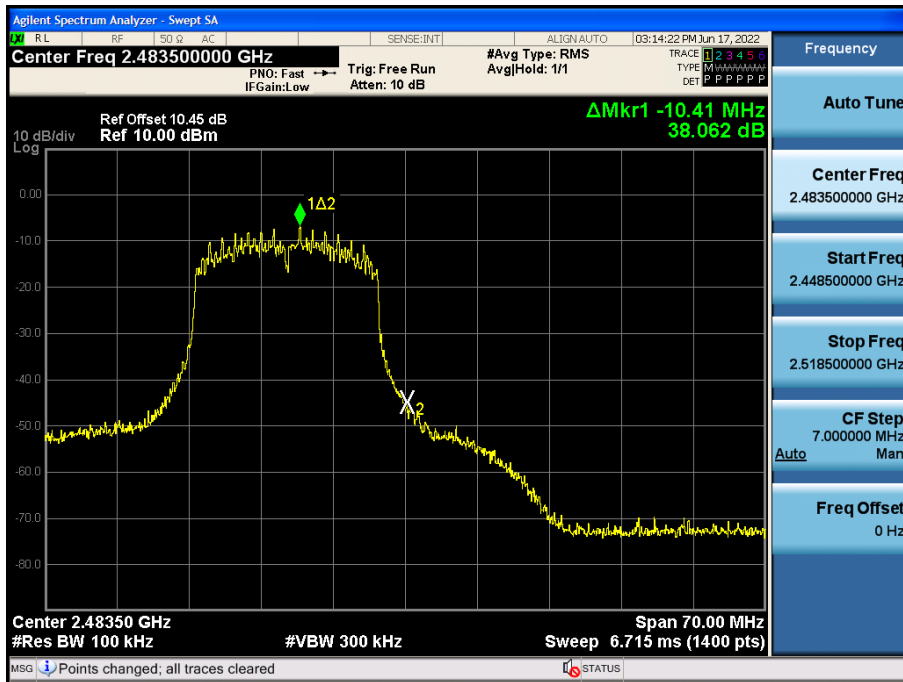
### Band Edge (802.11n\_HT20-CH11)



Band Edge (802.11n\_HT20-CH12)



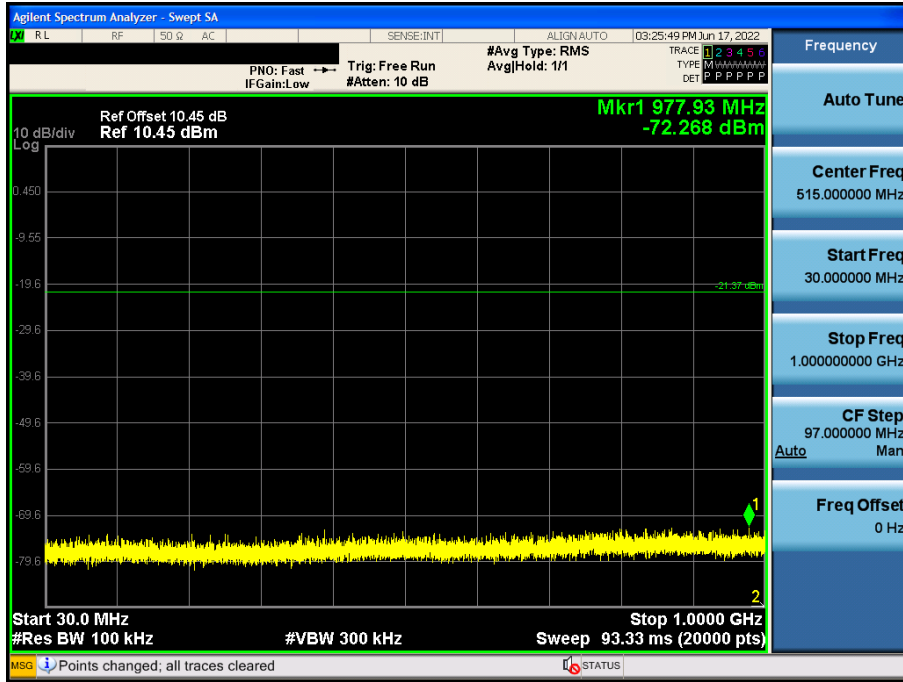
Band Edge (802.11n\_HT20-CH13)



**Test Plots(Conducted Spurious Emission)**

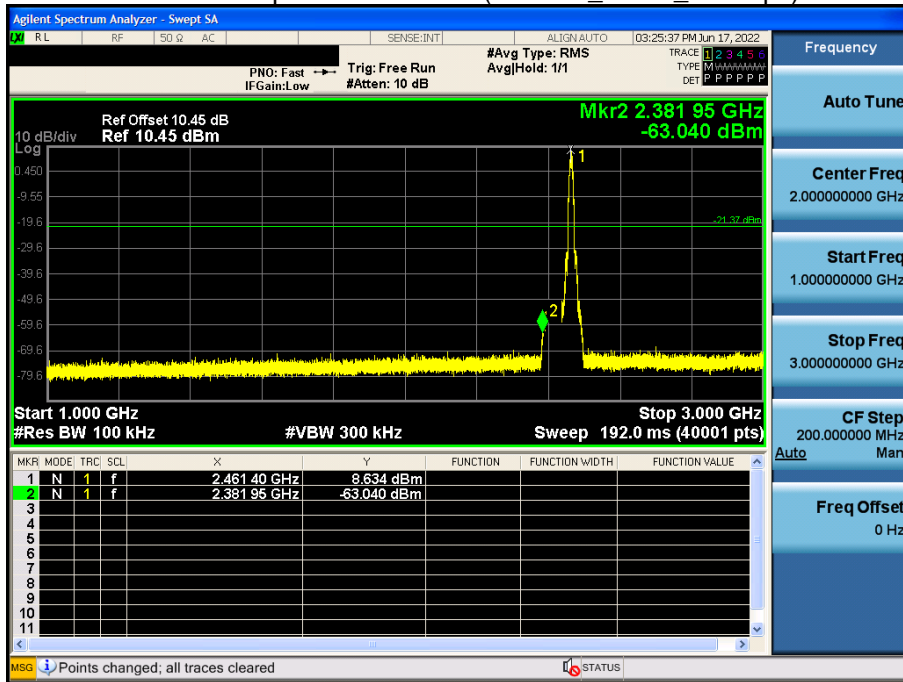
30 MHz ~ 1 GHz

Conducted Spurious Emission (802.11b\_Ch.11\_11 Mbps)



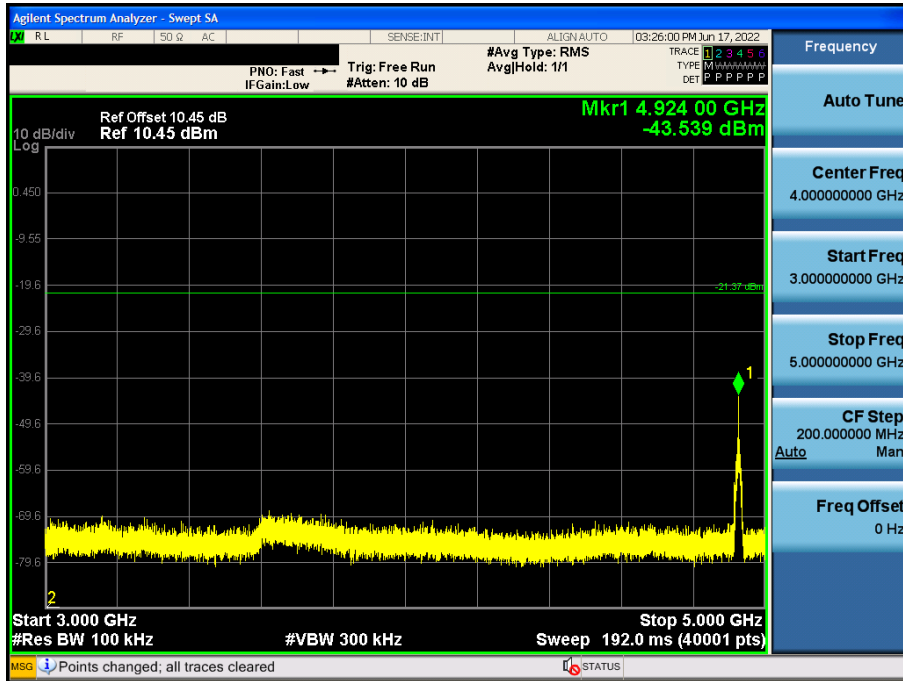
1 GHz ~ 3 GHz

Conducted Spurious Emission (802.11b\_Ch.11\_11 Mbps)



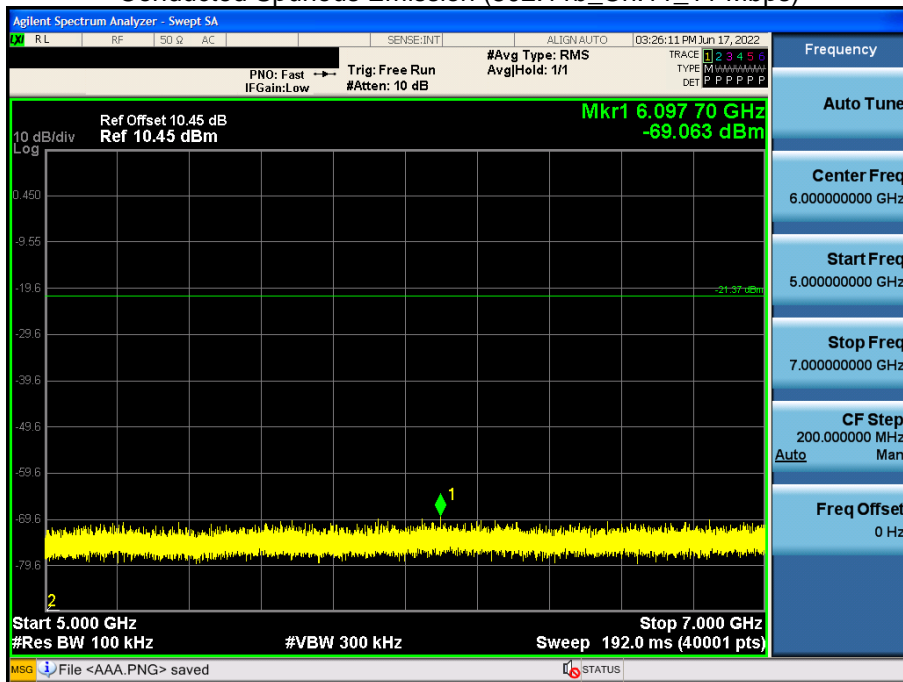
### 3 GHz ~ 5 GHz

#### Conducted Spurious Emission (802.11b\_Ch.11\_11 Mbps)



### 5 GHz ~ 7 GHz

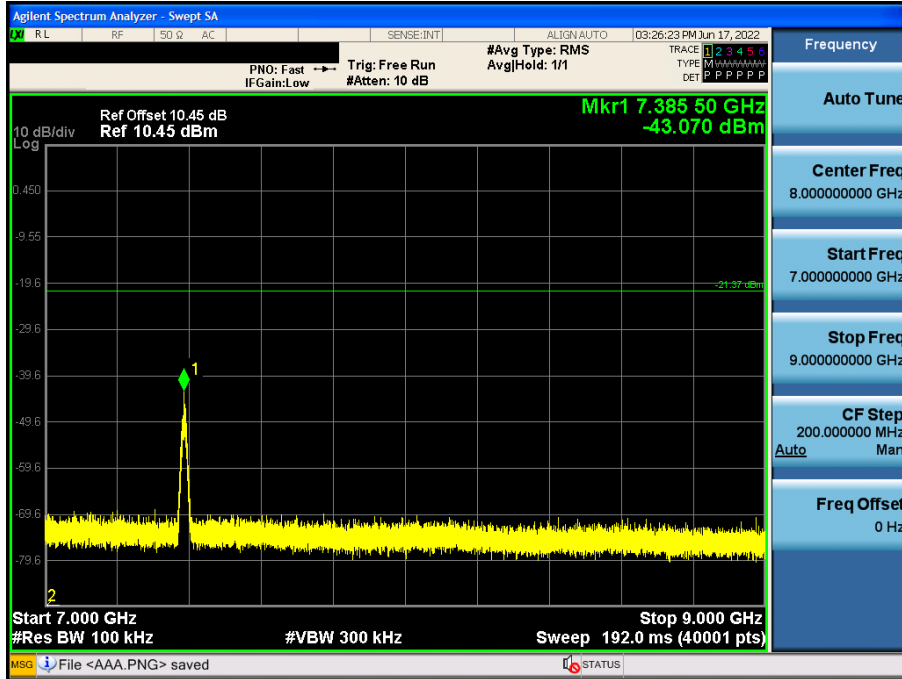
#### Conducted Spurious Emission (802.11b\_Ch.11\_11 Mbps)





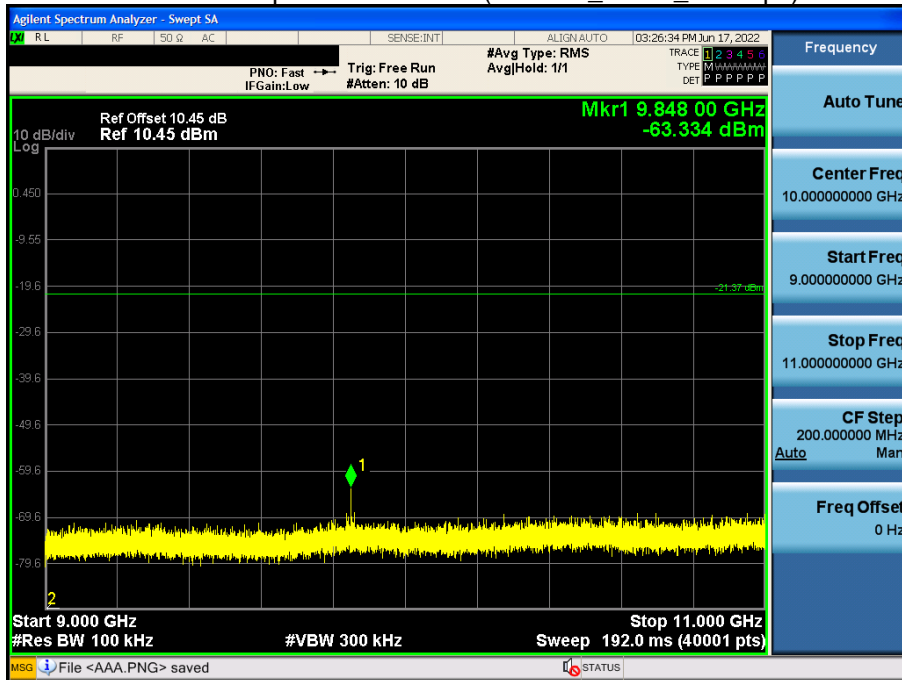
### 7 GHz ~ 9 GHz

#### Conducted Spurious Emission (802.11b\_Ch.11\_11 Mbps)



### 9 GHz ~ 11 GHz

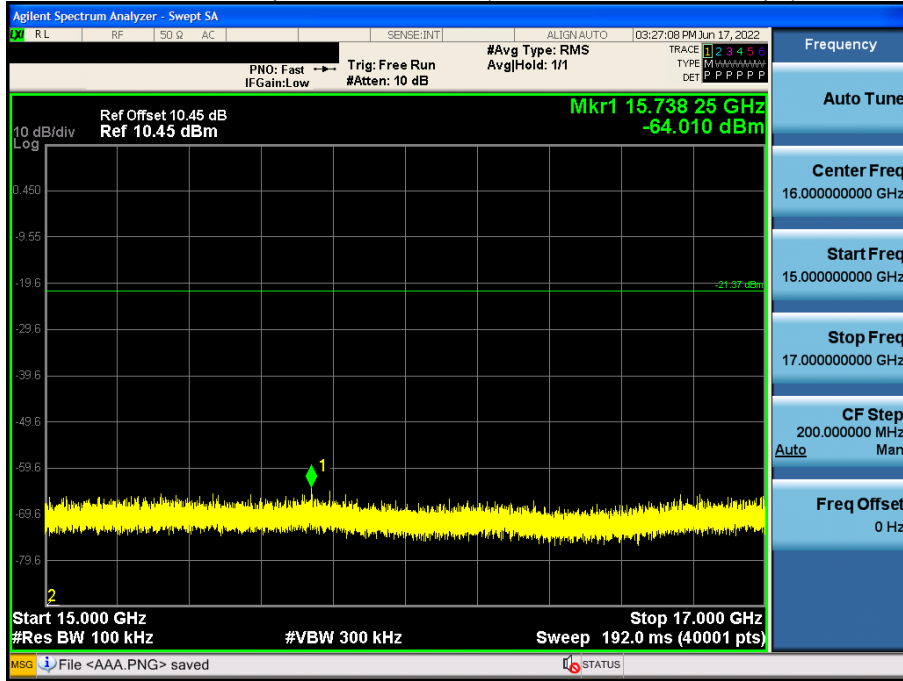
#### Conducted Spurious Emission (802.11b\_Ch.11\_11 Mbps)





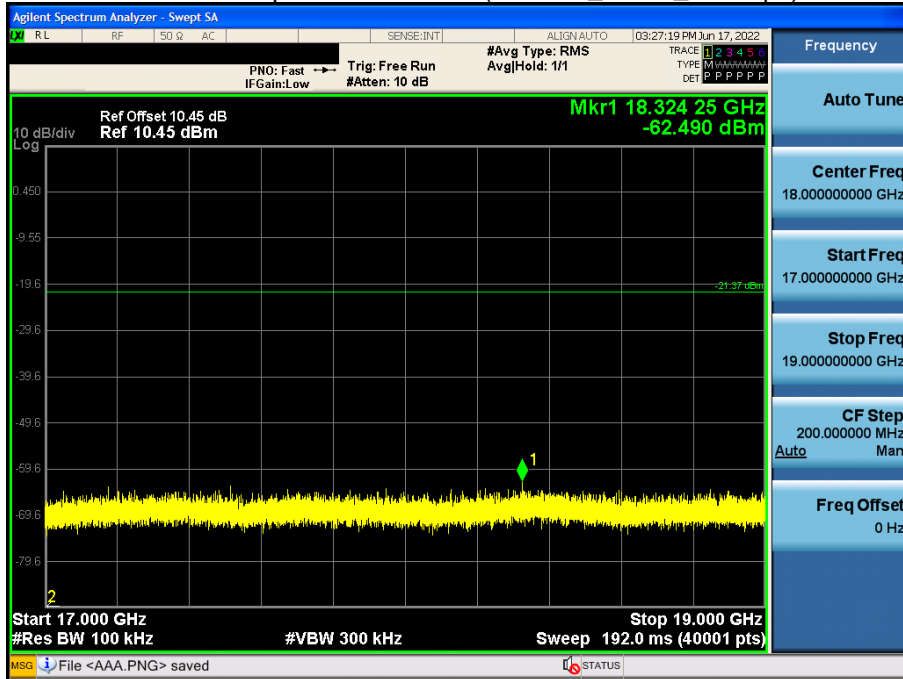
15 GHz ~ 17 GHz

Conducted Spurious Emission (802.11b\_Ch.11\_11 Mbps)



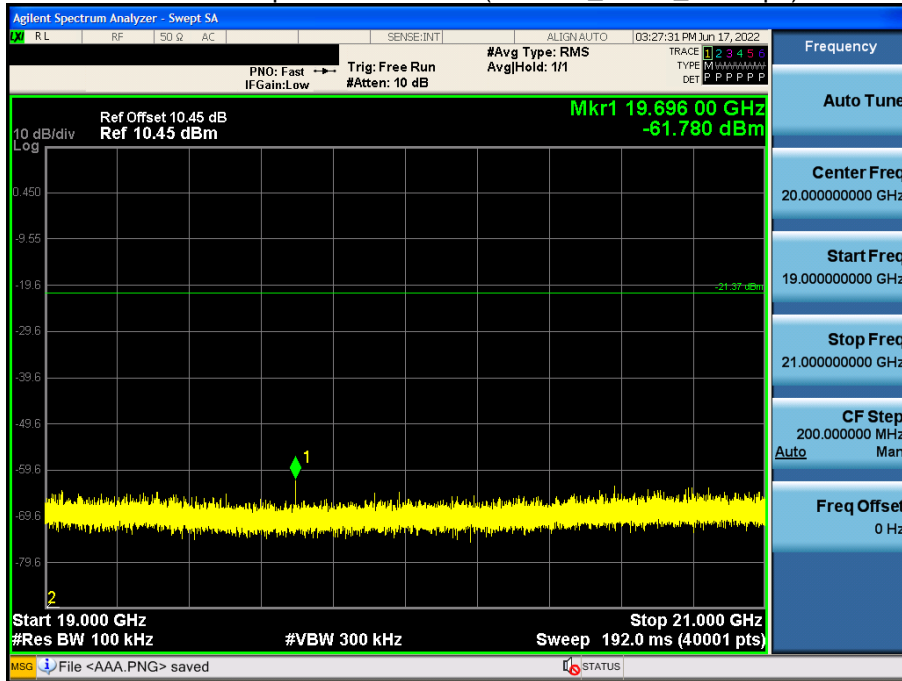
17 GHz ~ 19 GHz

Conducted Spurious Emission (802.11b\_Ch.11\_11 Mbps)



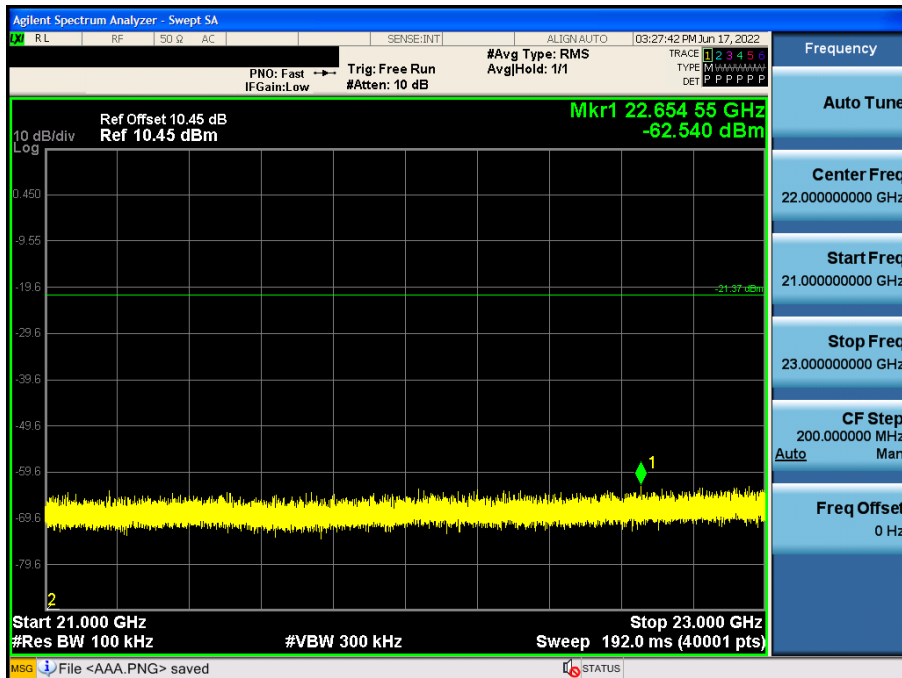
19 GHz ~ 21 GHz

### Conducted Spurious Emission (802.11b\_Ch.11\_11 Mbps)



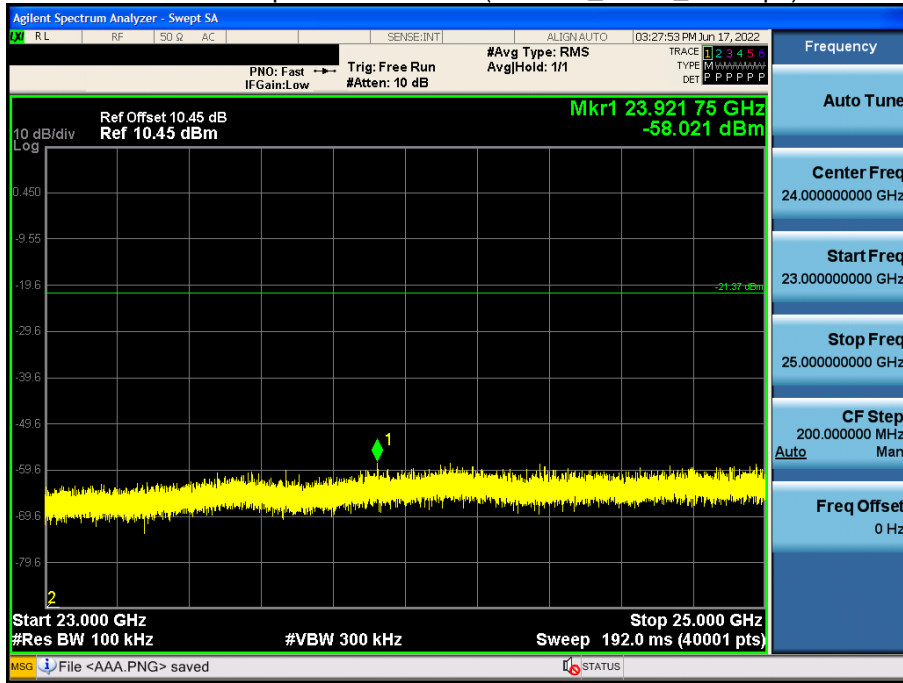
21 GHz ~ 23 GHz

### Conducted Spurious Emission (802.11b\_Ch.11\_11 Mbps)



23 GHz ~ 25 GHz

Conducted Spurious Emission (802.11b\_Ch.11\_11 Mbps)



**9.6 RADIATED SPURIOUS EMISSIONS****Frequency Range : 9 kHz – 30 MHz**

| Frequency               | Measured Value | A.F+C.L+D.F | Ant. POL | Total          | Limit          | Margin |
|-------------------------|----------------|-------------|----------|----------------|----------------|--------|
| [MHz]                   | [dB $\mu$ V]   | [dB/m]      | [H/V]    | [dB $\mu$ V/m] | [dB $\mu$ V/m] | [dB]   |
| No Critical peaks found |                |             |          |                |                |        |

**Note:**

1. The Measured value of emissions are attenuated more than 20 dB below the permissible limits or the field strength is too small to be measured.
2. Distance extrapolation factor =  $40\log(\text{specific distance} / \text{test distance})$  (dB)
3. Limit line = specific Limits (dB $\mu$ V) + Distance extrapolation factor

**Frequency Range : Below 1 GHz**

| Frequency               | Measured Value | A.F+C.L | Ant. POL | Total          | Limit          | Margin |
|-------------------------|----------------|---------|----------|----------------|----------------|--------|
| [MHz]                   | [dB $\mu$ V]   | [dB/m]  | [H/V]    | [dB $\mu$ V/m] | [dB $\mu$ V/m] | [dB]   |
| No Critical peaks found |                |         |          |                |                |        |

**Note:**

1. Radiated emissions measured in frequency range from 30 MHz to 1000 MHz were made with an instrument using Quasi peak detector mode.

**Frequency Range : Above 1 GHz**

Operation Mode: 802.11b  
Transfer Rate: 1 Mbps  
Operating Frequency: 2412 MHz  
Channel No.: 01 Ch

| Frequency<br>[MHz] | Measured Value<br>[dB $\mu$ V/m] | A.F+C.L-A.G + D.F<br>[dB/m] | ANT. POL<br>[H/V] | Total<br>[dB $\mu$ V/m] | Limit<br>[dB $\mu$ V/m] | Margin<br>[dB] | Measurement Type |
|--------------------|----------------------------------|-----------------------------|-------------------|-------------------------|-------------------------|----------------|------------------|
| 4824               | 42.62                            | 3.57                        | V                 | 46.19                   | 73.98                   | 27.79          | PK               |
| 4824               | 35.42                            | 3.57                        | V                 | 38.99                   | 53.98                   | 14.99          | AV               |
| 7236               | 41.92                            | 12.30                       | V                 | 54.22                   | 73.98                   | 19.77          | PK               |
| 7236               | 31.59                            | 12.30                       | V                 | 43.89                   | 53.98                   | 10.10          | AV               |
| 4824               | 44.25                            | 3.57                        | H                 | 47.82                   | 73.98                   | 26.16          | PK               |
| 4824               | 37.05                            | 3.57                        | H                 | 40.62                   | 53.98                   | 13.36          | AV               |
| <b>7236</b>        | <b>42.85</b>                     | <b>12.30</b>                | <b>H</b>          | <b>55.15</b>            | <b>73.98</b>            | <b>18.84</b>   | <b>PK</b>        |
| <b>7236</b>        | <b>32.88</b>                     | <b>12.30</b>                | <b>H</b>          | <b>45.18</b>            | <b>53.98</b>            | <b>8.81</b>    | <b>AV</b>        |

Operation Mode: 802.11b  
Transfer Rate: 1 Mbps  
Operating Frequency: 2437 MHz  
Channel No.: 06 Ch

| Frequency<br>[MHz] | Measured Value<br>[dB $\mu$ V/m] | A.F+C.L-A.G + D.F<br>[dB/m] | ANT. POL<br>[H/V] | Total<br>[dB $\mu$ V/m] | Limit<br>[dB $\mu$ V/m] | Margin<br>[dB] | Measurement Type |
|--------------------|----------------------------------|-----------------------------|-------------------|-------------------------|-------------------------|----------------|------------------|
| 4874               | 43.79                            | 3.76                        | V                 | 47.55                   | 73.98                   | 26.44          | PK               |
| 4874               | 33.79                            | 3.76                        | V                 | 37.55                   | 53.98                   | 16.44          | AV               |
| 7311               | 41.94                            | 11.51                       | V                 | 53.45                   | 73.98                   | 20.53          | PK               |
| 7311               | 31.57                            | 11.51                       | V                 | 43.08                   | 53.98                   | 10.90          | AV               |
| 4874               | 44.51                            | 3.76                        | H                 | 48.27                   | 73.98                   | 25.72          | PK               |
| 4874               | 34.94                            | 3.76                        | H                 | 38.70                   | 53.98                   | 15.29          | AV               |
| 7311               | 42.69                            | 11.51                       | H                 | 54.20                   | 73.98                   | 19.78          | PK               |
| 7311               | 32.65                            | 11.51                       | H                 | 44.16                   | 53.98                   | 9.82           | AV               |

Operation Mode: 802.11b  
Transfer Rate: 1 Mbps  
Operating Frequency: 2462 MHz  
Channel No.: 11 Ch

| Frequency<br>[MHz] | Measured Value<br>[dB $\mu$ V/m] | A.F+C.L-A.G + D.F<br>[dB/m] | ANT. POL<br>[H/V] | Total<br>[dB $\mu$ V/m] | Limit<br>[dB $\mu$ V/m] | Margin<br>[dB] | Measurement Type |
|--------------------|----------------------------------|-----------------------------|-------------------|-------------------------|-------------------------|----------------|------------------|
| 4924               | 41.89                            | 4.78                        | V                 | 46.67                   | 73.98                   | 27.31          | PK               |
| 4924               | 33.99                            | 4.78                        | V                 | 38.77                   | 53.98                   | 15.21          | AV               |
| 7386               | 41.25                            | 12.03                       | V                 | 53.28                   | 73.98                   | 20.70          | PK               |
| 7386               | 31.14                            | 12.03                       | V                 | 43.17                   | 53.98                   | 10.81          | AV               |
| 4924               | 43.16                            | 4.78                        | H                 | 47.94                   | 73.98                   | 26.04          | PK               |
| 4924               | 34.42                            | 4.78                        | H                 | 39.20                   | 53.98                   | 14.78          | AV               |
| 7386               | 41.72                            | 12.03                       | H                 | 53.75                   | 73.98                   | 20.23          | PK               |
| 7386               | 32.09                            | 12.03                       | H                 | 44.12                   | 53.98                   | 9.86           | AV               |

Note: Channel 12 and 13 are less powerful than channel 11 so the test for high channel was performed at channel 11.



Operation Mode: 802.11g  
Transfer Rate: 6 Mbps  
Operating Frequency: 2412 MHz  
Channel No.: 01 Ch

| Frequency<br>[MHz] | Measured<br>Value<br>[dB $\mu$ V/m] | Duty<br>Cycle<br>Factor | A.F+C.L-<br>A.G + D.F<br>[dB/m] | ANT. POL<br>[H/V] | Total<br>[dB $\mu$ V/m] | Limit<br>[dB $\mu$ V/m] | Margin<br>[dB] | Measurement<br>Type |
|--------------------|-------------------------------------|-------------------------|---------------------------------|-------------------|-------------------------|-------------------------|----------------|---------------------|
| 4824               | 42.25                               | 0.00                    | 3.57                            | V                 | 45.82                   | 73.98                   | 28.16          | PK                  |
| 4824               | 30.46                               | 0.34                    | 3.57                            | V                 | 34.37                   | 53.98                   | 19.61          | AV                  |
| 7236               | 40.26                               | 0.00                    | 12.30                           | V                 | 52.56                   | 73.98                   | 21.43          | PK                  |
| 7236               | 28.39                               | 0.34                    | 12.30                           | V                 | 41.02                   | 53.98                   | 12.96          | AV                  |
| 4824               | 42.91                               | 0.00                    | 3.57                            | H                 | 46.48                   | 73.98                   | 27.50          | PK                  |
| 4824               | 30.77                               | 0.34                    | 3.57                            | H                 | 34.68                   | 53.98                   | 19.30          | AV                  |
| 7236               | 40.78                               | 0.00                    | 12.30                           | H                 | 53.08                   | 73.98                   | 20.91          | PK                  |
| 7236               | 28.42                               | 0.34                    | 12.30                           | H                 | 41.05                   | 53.98                   | 12.93          | AV                  |

Operation Mode: 802.11g  
Transfer Rate: 6 Mbps  
Operating Frequency: 2437 MHz  
Channel No.: 06 Ch

| Frequency<br>[MHz] | Measured<br>Value<br>[dB $\mu$ V/m] | Duty<br>Cycle<br>Factor | A.F+C.L-<br>A.G + D.F<br>[dB/m] | ANT. POL<br>[H/V] | Total<br>[dB $\mu$ V/m] | Limit<br>[dB $\mu$ V/m] | Margin<br>[dB] | Measurement<br>Type |
|--------------------|-------------------------------------|-------------------------|---------------------------------|-------------------|-------------------------|-------------------------|----------------|---------------------|
| 4874               | 42.93                               | 0.00                    | 3.76                            | V                 | 46.69                   | 73.98                   | 27.30          | PK                  |
| 4874               | 30.59                               | 0.34                    | 3.76                            | V                 | 34.68                   | 53.98                   | 19.30          | AV                  |
| 7311               | 40.75                               | 0.00                    | 11.51                           | V                 | 52.26                   | 73.98                   | 21.72          | PK                  |
| 7311               | 28.79                               | 0.34                    | 11.51                           | V                 | 40.64                   | 53.98                   | 13.34          | AV                  |
| 4874               | 43.05                               | 0.00                    | 3.76                            | H                 | 46.81                   | 73.98                   | 27.18          | PK                  |
| 4874               | 30.82                               | 0.34                    | 3.76                            | H                 | 34.91                   | 53.98                   | 19.07          | AV                  |
| 7311               | 41.51                               | 0.00                    | 11.51                           | H                 | 53.02                   | 73.98                   | 20.96          | PK                  |
| 7311               | 28.84                               | 0.34                    | 11.51                           | H                 | 40.69                   | 53.98                   | 13.29          | AV                  |

Operation Mode: 802.11g  
Transfer Rate: 6 Mbps  
Operating Frequency: 2462 MHz  
Channel No.: 11 Ch

| Frequency<br>[MHz] | Measured<br>Value<br>[dB $\mu$ V/m] | Duty<br>Cycle<br>Factor | A.F+C.L-<br>A.G + D.F<br>[dB/m] | ANT. POL<br>[H/V] | Total<br>[dB $\mu$ V/m] | Limit<br>[dB $\mu$ V/m] | Margin<br>[dB] | Measurement<br>Type |
|--------------------|-------------------------------------|-------------------------|---------------------------------|-------------------|-------------------------|-------------------------|----------------|---------------------|
| 4924               | 41.42                               | 0.00                    | 4.78                            | V                 | 46.20                   | 73.98                   | 27.78          | PK                  |
| 4924               | 30.05                               | 0.34                    | 4.78                            | V                 | 35.17                   | 53.98                   | 18.81          | AV                  |
| 7386               | 40.46                               | 0.00                    | 12.03                           | V                 | 52.49                   | 73.98                   | 21.49          | PK                  |
| 7386               | 28.09                               | 0.34                    | 12.03                           | V                 | 40.46                   | 53.98                   | 13.52          | AV                  |
| 4924               | 42.43                               | 0.00                    | 4.78                            | H                 | 47.21                   | 73.98                   | 26.77          | PK                  |
| 4924               | 30.18                               | 0.34                    | 4.78                            | H                 | 35.30                   | 53.98                   | 18.68          | AV                  |
| 7386               | 41.21                               | 0.00                    | 12.03                           | H                 | 53.24                   | 73.98                   | 20.74          | PK                  |
| 7386               | 28.11                               | 0.34                    | 12.03                           | H                 | 40.48                   | 53.98                   | 13.50          | AV                  |

Note: Channel 12 and 13 are less powerful than channel 11 so the test for high channel was performed at channel 11.

Operation Mode: 802.11n (HT20)  
Transfer MCS Index: 0  
Operating Frequency: 2412 MHz  
Channel No.: 01 Ch

| Frequency<br>[MHz] | Measured Value<br>[dB $\mu$ V/m] | Duty Cycle<br>Factor | A.F+C.L-<br>A.G + D.F<br>[dB/m] | ANT. POL<br>[H/V] | Total<br>[dB $\mu$ V/m] | Limit<br>[dB $\mu$ V/m] | Margin<br>[dB] | Measurement Type |
|--------------------|----------------------------------|----------------------|---------------------------------|-------------------|-------------------------|-------------------------|----------------|------------------|
| 4824               | 41.66                            | 0.00                 | 3.57                            | V                 | 45.23                   | 73.98                   | 28.75          | PK               |
| 4824               | 30.59                            | 0.36                 | 3.57                            | V                 | 34.52                   | 53.98                   | 19.46          | AV               |
| 7236               | 40.38                            | 0.00                 | 12.30                           | V                 | 52.68                   | 73.98                   | 21.31          | PK               |
| 7236               | 28.29                            | 0.36                 | 12.30                           | V                 | 40.94                   | 53.98                   | 13.04          | AV               |
| 4824               | 42.91                            | 0.00                 | 3.57                            | H                 | 46.48                   | 73.98                   | 27.50          | PK               |
| 4824               | 30.73                            | 0.36                 | 3.57                            | H                 | 34.66                   | 53.98                   | 19.32          | AV               |
| 7236               | 41.11                            | 0.00                 | 12.30                           | H                 | 53.41                   | 73.98                   | 20.58          | PK               |
| 7236               | 28.31                            | 0.36                 | 12.30                           | H                 | 40.96                   | 53.98                   | 13.02          | AV               |

Operation Mode: 802.11n (HT20)  
Transfer MCS Index: 0  
Operating Frequency: 2437 MHz  
Channel No.: 06 Ch

| Frequency<br>[MHz] | Measured Value<br>[dB $\mu$ V/m] | Duty Cycle<br>Factor | A.F+C.L-<br>A.G + D.F<br>[dB/m] | ANT. POL<br>[H/V] | Total<br>[dB $\mu$ V/m] | Limit<br>[dB $\mu$ V/m] | Margin<br>[dB] | Measurement Type |
|--------------------|----------------------------------|----------------------|---------------------------------|-------------------|-------------------------|-------------------------|----------------|------------------|
| 4874               | 42.44                            | 0.00                 | 3.76                            | V                 | 46.20                   | 73.98                   | 27.79          | PK               |
| 4874               | 30.42                            | 0.36                 | 3.76                            | V                 | 34.53                   | 53.98                   | 19.45          | AV               |
| 7311               | 40.12                            | 0.00                 | 11.51                           | V                 | 51.63                   | 73.98                   | 22.35          | PK               |
| 7311               | 28.55                            | 0.36                 | 11.51                           | V                 | 40.42                   | 53.98                   | 13.56          | AV               |
| 4874               | 42.86                            | 0.00                 | 3.76                            | H                 | 46.62                   | 73.98                   | 27.37          | PK               |
| 4874               | 30.85                            | 0.36                 | 3.76                            | H                 | 34.96                   | 53.98                   | 19.02          | AV               |
| 7311               | 40.70                            | 0.00                 | 11.51                           | H                 | 52.21                   | 73.98                   | 21.77          | PK               |
| 7311               | 28.67                            | 0.36                 | 11.51                           | H                 | 40.54                   | 53.98                   | 13.44          | AV               |

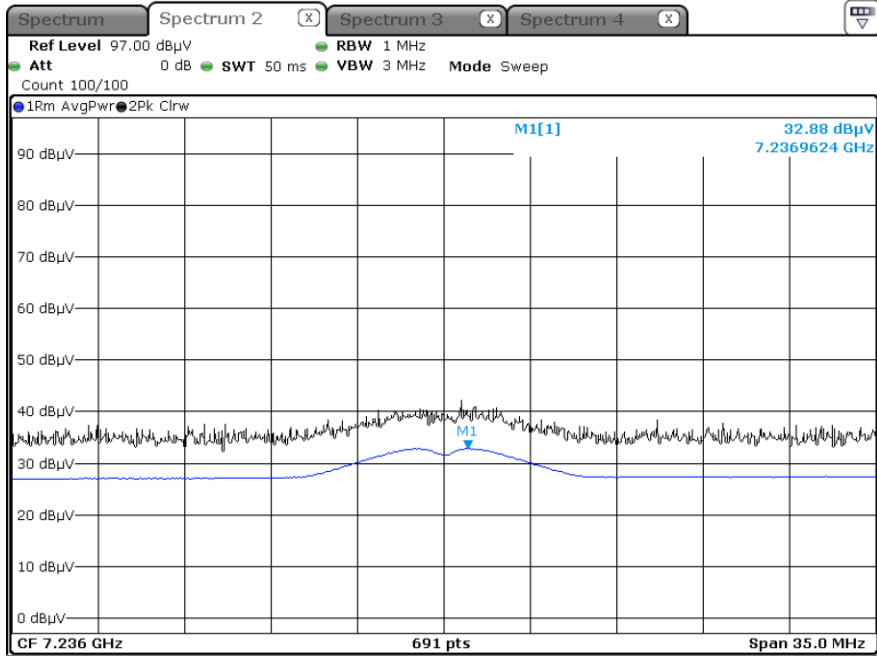
Operation Mode: 802.11n (HT20)  
Transfer MCS Index: 0  
Operating Frequency: 2462 MHz  
Channel No. 11 Ch

| Frequency<br>[MHz] | Measured<br>Value<br>[dB $\mu$ V/m] | Duty<br>Cycle<br>Factor | A.F+C.L-<br>A.G + D.F<br>[dB/m] | ANT. POL<br>[H/V] | Total<br>[dB $\mu$ V/m] | Limit<br>[dB $\mu$ V/m] | Margin<br>[dB] | Measurement<br>Type |
|--------------------|-------------------------------------|-------------------------|---------------------------------|-------------------|-------------------------|-------------------------|----------------|---------------------|
| 4924               | 41.62                               | 0.00                    | 4.78                            | V                 | 46.40                   | 73.98                   | 27.58          | PK                  |
| 4924               | 30.05                               | 0.36                    | 4.78                            | V                 | 35.19                   | 53.98                   | 18.79          | AV                  |
| 7386               | 40.72                               | 0.00                    | 12.03                           | V                 | 52.75                   | 73.98                   | 21.23          | PK                  |
| 7386               | 27.86                               | 0.36                    | 12.03                           | V                 | 40.24                   | 53.98                   | 13.74          | AV                  |
| 4924               | 42.32                               | 0.00                    | 4.78                            | H                 | 47.10                   | 73.98                   | 26.88          | PK                  |
| 4924               | 30.18                               | 0.36                    | 4.78                            | H                 | 35.32                   | 53.98                   | 18.66          | AV                  |
| 7386               | 41.00                               | 0.00                    | 12.03                           | H                 | 53.03                   | 73.98                   | 20.95          | PK                  |
| 7386               | 28.11                               | 0.36                    | 12.03                           | H                 | 40.49                   | 53.98                   | 13.49          | AV                  |

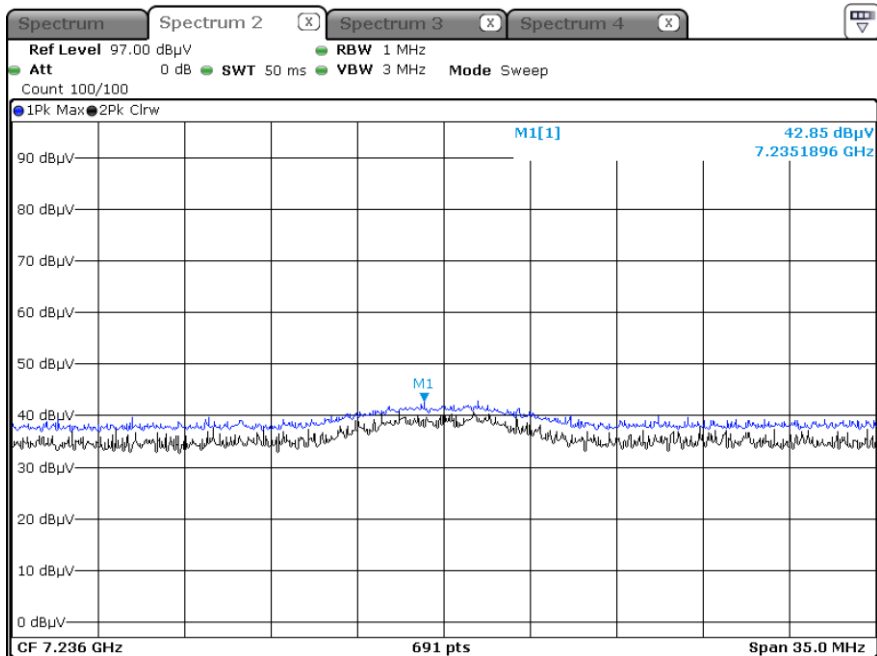
Note: Channel 12 and 13 are less powerful than channel 11 so the test for high channel was performed at channel 11.

### Test Plots (Worst case : Y-H)

Radiated Spurious Emissions plot – Average Result (802.11b\_1 Mbps, Ch.1 3rd Harmonic)



Radiated Spurious Emissions plot – Peak Result (802.11b\_1 Mbps, Ch.1 3rd Harmonic)



**9.7 RADIATED RESTRICTED BAND EDGES**

Operation Mode: 802.11b  
 Transfer Rate: 1 Mbps  
 Operating Frequency: 2412 MHz, 2462 MHz  
 Channel No. 01 Ch, 11 Ch

| Frequency<br>[MHz] | Measured Value<br>[dB $\mu$ V] | A.F+ C.L+ D.F<br>[dB/m] | ANT. POL<br>[H/V] | Total<br>[dB $\mu$ V/m] | Limit<br>[dB $\mu$ V/m] | Margin<br>[dB] | Measurement Type |
|--------------------|--------------------------------|-------------------------|-------------------|-------------------------|-------------------------|----------------|------------------|
| 2390.0             | 23.55                          | 34.50                   | H                 | 58.05                   | 73.98                   | 15.93          | PK               |
| 2390.0             | 13.63                          | 34.50                   | H                 | 48.13                   | 53.98                   | 5.85           | AV               |
| 2390.0             | 23.47                          | 34.50                   | V                 | 57.97                   | 73.98                   | 16.01          | PK               |
| 2390.0             | 13.17                          | 34.50                   | V                 | 47.67                   | 53.98                   | 6.31           | AV               |
| 2483.5             | 23.29                          | 34.87                   | H                 | 58.16                   | 73.98                   | 15.82          | PK               |
| 2483.5             | 11.99                          | 34.87                   | H                 | 46.86                   | 53.98                   | 7.12           | AV               |
| 2483.5             | 23.03                          | 34.87                   | V                 | 57.90                   | 73.98                   | 16.08          | PK               |
| 2483.5             | 10.53                          | 34.87                   | V                 | 45.40                   | 53.98                   | 8.58           | AV               |

Operation Mode: 802.11b  
 Transfer Rate: 1 Mbps  
 Operating Frequency: 2417 MHz  
 Channel No. 02 Ch

| Frequency<br>[MHz] | Measured Value<br>[dB $\mu$ V] | A.F+ C.L+ D.F<br>[dB/m] | ANT. POL<br>[H/V] | Total<br>[dB $\mu$ V/m] | Limit<br>[dB $\mu$ V/m] | Margin<br>[dB] | Measurement Type |
|--------------------|--------------------------------|-------------------------|-------------------|-------------------------|-------------------------|----------------|------------------|
| 2390.0             | 21.77                          | 34.50                   | H                 | 56.27                   | 73.98                   | 17.71          | PK               |
| 2390.0             | 11.37                          | 34.50                   | H                 | 45.87                   | 53.98                   | 8.11           | AV               |
| 2390.0             | 21.31                          | 34.50                   | V                 | 55.82                   | 73.98                   | 18.16          | PK               |
| 2390.0             | 10.74                          | 34.50                   | V                 | 45.24                   | 53.98                   | 8.74           | AV               |

Operation Mode: 802.11b  
Transfer Rate: 1 Mbps  
Operating Frequency: 2467 MHz, 2472 MHz  
Channel No. 12 Ch, 13 Ch

| Frequency<br>[MHz] | Measured Value<br>[dB $\mu$ V] | A.F+ C.L+ D.F<br>[dB/m] | ANT. POL<br>[H/V] | Total<br>[dB $\mu$ V/m] | Limit<br>[dB $\mu$ V/m] | Margin<br>[dB] | Measurement Type |
|--------------------|--------------------------------|-------------------------|-------------------|-------------------------|-------------------------|----------------|------------------|
| 2483.5             | 23.29                          | 34.87                   | H                 | 58.16                   | 73.98                   | 15.82          | PK               |
| 2483.5             | 12.56                          | 34.87                   | H                 | 47.43                   | 53.98                   | 6.55           | AV               |
| 2483.5             | 21.84                          | 34.87                   | V                 | 56.71                   | 73.98                   | 17.27          | PK               |
| 2483.5             | 12.42                          | 34.87                   | V                 | 47.30                   | 53.98                   | 6.68           | AV               |
| 2483.5             | 24.37                          | 34.87                   | H                 | 59.25                   | 73.98                   | 14.73          | PK               |
| 2483.5             | 13.87                          | 34.87                   | H                 | 48.74                   | 53.98                   | 5.24           | AV               |
| 2483.5             | 23.77                          | 34.87                   | V                 | 58.65                   | 73.98                   | 15.33          | PK               |
| 2483.5             | 12.37                          | 34.87                   | V                 | 47.25                   | 53.98                   | 6.73           | AV               |

Operation Mode: 802.11g  
 Transfer Rate: 6 Mbps  
 Operating Frequency: 2412 MHz, 2462 MHz  
 Channel No.: 01 Ch, 11 Ch

| Frequency [MHz] | Measured Value [dBμV] | Duty Cycle Factor [dB] | A.F+ C.L+ D.F [dB/m] | ANT. POL [H/V] | Total [dBμV/m] | Limit [dBμV/m] | Margin [dB] | Measurement Type |
|-----------------|-----------------------|------------------------|----------------------|----------------|----------------|----------------|-------------|------------------|
| 2390            | 30.70                 | 0.00                   | 34.50                | H              | 65.20          | 73.98          | 8.78        | PK               |
| #2389~2390      | 16.45                 | 0.34                   | 34.50                | H              | 51.29          | 53.98          | 2.69        | AV               |
| 2389            | 16.24                 | 0.34                   | 34.50                | H              | 51.08          | 53.98          | 2.90        | AV               |
| 2390            | 29.04                 | 0.00                   | 34.50                | V              | 63.54          | 73.98          | 10.44       | PK               |
| #2389~2390      | 16.11                 | 0.34                   | 34.50                | V              | 50.95          | 53.98          | 3.03        | AV               |
| 2389            | 16.05                 | 0.34                   | 34.50                | V              | 50.89          | 53.98          | 3.09        | AV               |
| 2483.5          | 32.18                 | 0.00                   | 34.87                | H              | 67.06          | 73.98          | 6.92        | PK               |
| #2483.5~2484.5  | 15.62                 | 0.34                   | 34.87                | H              | 50.83          | 53.98          | 3.15        | AV               |
| 2484.5          | 15.11                 | 0.34                   | 34.87                | H              | 50.32          | 53.98          | 3.66        | AV               |
| 2483.5          | 31.84                 | 0.00                   | 34.87                | V              | 66.72          | 73.98          | 7.26        | PK               |
| #2483.5~2484.5  | 15.24                 | 0.34                   | 34.87                | V              | 50.45          | 53.98          | 3.53        | AV               |
| 2484.5          | 14.24                 | 0.34                   | 34.87                | V              | 49.45          | 53.98          | 4.53        | AV               |

# Note : integration method Used (ANSI C63.10 Section11.13.3)

Operation Mode: 802.11g  
 Transfer Rate: 6 Mbps  
 Operating Frequency: 2417 MHz  
 Channel No.: 02 Ch

| Frequency [MHz] | Measured Value [dBμV] | Duty Cycle Factor [dB] | A.F+ C.L+ D.F [dB/m] | ANT. POL [H/V] | Total [dBμV/m] | Limit [dBμV/m] | Margin [dB] | Measurement Type |
|-----------------|-----------------------|------------------------|----------------------|----------------|----------------|----------------|-------------|------------------|
| 2390.0          | 28.16                 | 0.00                   | 34.50                | H              | 62.66          | 73.98          | 11.32       | PK               |
| 2390.0          | 15.15                 | 0.34                   | 34.50                | H              | 49.99          | 53.98          | 3.99        | AV               |
| 2390.0          | 28.09                 | 0.00                   | 34.50                | H              | 62.59          | 73.98          | 11.39       | PK               |
| 2390.0          | 14.05                 | 0.34                   | 34.50                | H              | 48.89          | 53.98          | 5.09        | AV               |



Operation Mode: 802.11g  
 Transfer Rate: 6 Mbps  
 Operating Frequency: 2467 MHz, 2472 MHz  
 Channel No.: 12 Ch, 13 Ch

| Frequency [MHz]       | Measured Value [dBμV] | Duty Cycle Factor [dB] | A.F+ C.L+ D.F [dB/m] | ANT. POL [H/V] | Total [dBμV/m] | Limit [dBμV/m] | Margin [dB] | Measurement Type |
|-----------------------|-----------------------|------------------------|----------------------|----------------|----------------|----------------|-------------|------------------|
| 2483.5                | 28.30                 | 0.00                   | 34.87                | H              | 63.17          | 73.98          | 10.81       | PK               |
| #2483.5~2484.5        | 16.04                 | 0.31                   | 34.87                | H              | 51.22          | 53.98          | 2.76        | AV               |
| 2484.5                | 16.03                 | 0.31                   | 34.87                | H              | 51.21          | 53.98          | 2.77        | AV               |
| 2483.5                | 27.92                 | 0.00                   | 34.87                | V              | 62.79          | 73.98          | 11.19       | PK               |
| #2483.5~2484.5        | 15.84                 | 0.31                   | 34.87                | V              | 51.02          | 53.98          | 2.96        | AV               |
| 2484.5                | 15.63                 | 0.31                   | 34.87                | V              | 50.81          | 53.98          | 3.17        | AV               |
| <b>2483.5</b>         | <b>34.58</b>          | <b>0.00</b>            | <b>34.87</b>         | <b>H</b>       | <b>69.45</b>   | <b>73.98</b>   | <b>4.53</b> | <b>PK</b>        |
| <b>#2483.5~2484.5</b> | <b>16.58</b>          | <b>0.31</b>            | <b>34.87</b>         | <b>H</b>       | <b>51.76</b>   | <b>53.98</b>   | <b>2.22</b> | <b>AV</b>        |
| <b>2484.5</b>         | <b>16.44</b>          | <b>0.31</b>            | <b>34.87</b>         | <b>H</b>       | <b>51.62</b>   | <b>53.98</b>   | <b>2.36</b> | <b>AV</b>        |
| 2483.5                | 33.76                 | 0.00                   | 34.87                | V              | 68.63          | 73.98          | 5.35        | PK               |
| #2483.5~2484.5        | 15.88                 | 0.31                   | 34.87                | V              | 51.06          | 53.98          | 2.92        | AV               |
| 2484.5                | 15.60                 | 0.31                   | 34.87                | V              | 50.78          | 53.98          | 3.20        | AV               |

# Note : integration method Used (ANSI C63.10 Section11.13.3)

Operation Mode: 802.11n (HT20)  
 Transfer MCS Index: 0  
 Operating Frequency: 2412 MHz, 2462 MHz  
 Channel No.: 01 Ch, 11 Ch

| Frequency [MHz] | Measured Value [dBμV] | Duty Cycle Factor [dB] | A.F+ C.L+ D.F [dB/m] | ANT. POL [H/V] | Total [dBμV/m] | Limit [dBμV/m] | Margin [dB] | Measurement Type |
|-----------------|-----------------------|------------------------|----------------------|----------------|----------------|----------------|-------------|------------------|
| 2390            | 32.29                 | 0.00                   | 34.50                | H              | 66.80          | 73.98          | 7.18        | PK               |
| #2389~2390      | 16.68                 | 0.36                   | 34.50                | H              | 51.54          | 53.98          | 2.44        | AV               |
| 2389            | 16.39                 | 0.36                   | 34.50                | H              | 51.25          | 53.98          | 2.73        | AV               |
| 2390            | 31.75                 | 0.00                   | 34.50                | V              | 66.25          | 73.98          | 7.73        | PK               |
| #2389~2390      | 16.15                 | 0.36                   | 34.50                | V              | 51.00          | 53.98          | 2.98        | AV               |
| 2389            | 16.05                 | 0.36                   | 34.50                | V              | 50.91          | 53.98          | 3.07        | AV               |
| 2483.5          | 33.55                 | 0.00                   | 34.87                | H              | 68.42          | 73.98          | 5.56        | PK               |
| #2483.5~2484.5  | 16.23                 | 0.36                   | 34.87                | H              | 51.46          | 53.98          | 2.52        | AV               |
| 2484.5          | 14.57                 | 0.36                   | 34.87                | H              | 49.80          | 53.98          | 4.18        | AV               |
| 2483.5          | 32.79                 | 0.00                   | 34.87                | V              | 67.66          | 73.98          | 6.32        | PK               |
| #2483.5~2484.5  | 15.96                 | 0.36                   | 34.87                | V              | 51.19          | 53.98          | 2.79        | AV               |
| 2484.5          | 14.22                 | 0.36                   | 34.87                | V              | 49.45          | 53.98          | 4.53        | AV               |

# Note : integration method Used (ANSI C63.10 Section11.13.3)

Operation Mode: 802.11n (HT20)  
 Transfer MCS Index: 0  
 Operating Frequency: 2417 MHz  
 Channel No.: 2 Ch

| Frequency [MHz] | Measured Value [dBμV] | Duty Cycle Factor [dB] | A.F+ C.L+ D.F [dB/m] | ANT. POL [H/V] | Total [dBμV/m] | Limit [dBμV/m] | Margin [dB] | Measurement Type |
|-----------------|-----------------------|------------------------|----------------------|----------------|----------------|----------------|-------------|------------------|
| 2390.0          | 32.81                 | 0.00                   | 34.50                | H              | 67.31          | 73.98          | 6.67        | PK               |
| 2390.0          | 15.52                 | 0.36                   | 34.50                | H              | 50.38          | 53.98          | 3.60        | AV               |
| 2390.0          | 31.46                 | 0.00                   | 34.50                | V              | 65.96          | 73.98          | 8.02        | PK               |
| 2390.0          | 14.56                 | 0.36                   | 34.50                | V              | 49.42          | 53.98          | 4.56        | AV               |

Operation Mode: 802.11n (HT20)  
 Transfer MCS Index: 0  
 Operating Frequency: 2467 MHz, 2472 MHz  
 Channel No. 12 Ch, 13 Ch

| Frequency<br>[MHz] | Measured Value<br>[dBμV] | Duty Cycle Factor<br>[dB] | A.F+ C.L+ D.F<br>[dB/m] | ANT. POL<br>[H/V] | Total<br>[dBμV/m] | Limit<br>[dBμV/m] | Margin<br>[dB] | Measurement Type |
|--------------------|--------------------------|---------------------------|-------------------------|-------------------|-------------------|-------------------|----------------|------------------|
| 2483.5             | 32.12                    | 0.00                      | 34.87                   | H                 | 67.00             | 73.98             | 6.98           | PK               |
| #2483.5~2484.5     | 15.56                    | 0.36                      | 34.87                   | H                 | 50.79             | 53.98             | 3.19           | AV               |
| 2484.5             | 15.98                    | 0.36                      | 34.87                   | H                 | 51.21             | 53.98             | 2.77           | AV               |
| 2483.5             | 31.77                    | 0.00                      | 34.87                   | V                 | 66.64             | 73.98             | 7.34           | PK               |
| #2483.5~2484.5     | 15.03                    | 0.36                      | 34.87                   | V                 | 50.26             | 53.98             | 3.72           | AV               |
| 2484.5             | 15.46                    | 0.36                      | 34.87                   | V                 | 50.69             | 53.98             | 3.29           | AV               |
| 2483.5             | 34.63                    | 0.00                      | 34.87                   | H                 | 69.50             | 73.98             | 4.48           | PK               |
| #2483.5~2484.5     | 16.37                    | 0.36                      | 34.87                   | H                 | 51.60             | 53.98             | 2.38           | AV               |
| 2484.5             | 15.32                    | 0.36                      | 34.87                   | H                 | 50.55             | 53.98             | 3.43           | AV               |
| 2483.5             | 33.76                    | 0.00                      | 34.87                   | V                 | 68.64             | 73.98             | 5.34           | PK               |
| #2483.5~2484.5     | 16.02                    | 0.36                      | 34.87                   | V                 | 51.25             | 53.98             | 2.73           | AV               |
| 2484.5             | 15.02                    | 0.36                      | 34.87                   | V                 | 50.25             | 53.98             | 3.73           | AV               |

# Note : integration method Used (ANSI C63.10 Section11.13.3)

■ Test Plots

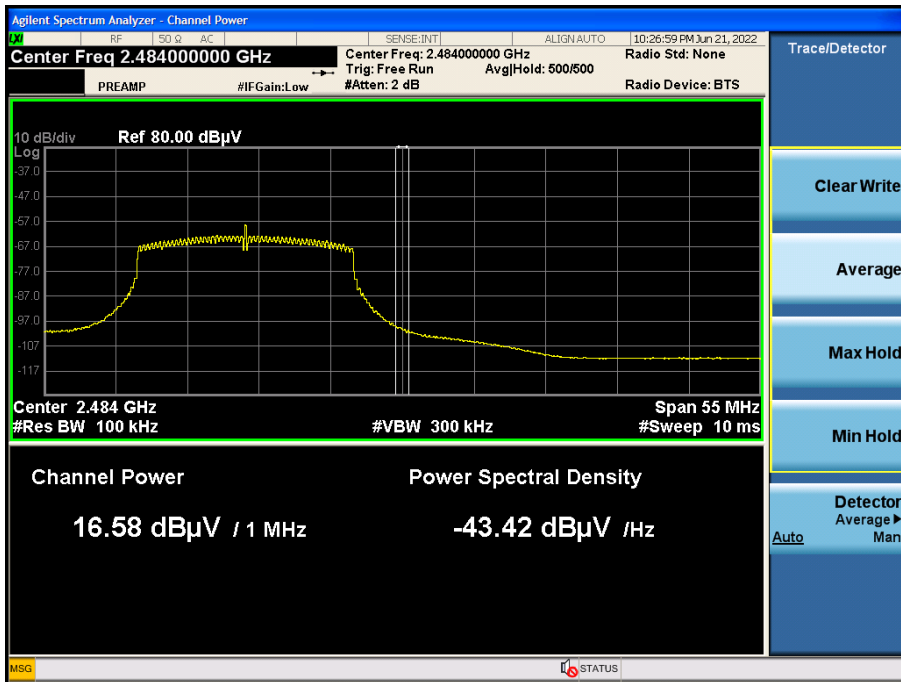
(Worst case : X-H)

Radiated Restricted Band Edges plot – Peak Result (802.11g\_6 Mbps Ch.13)



Radiated Restricted Band Edges plot – Average Result (802.11g\_6 Mbps Ch.13)

integration method Used\_ 2 483.5 MHz ~ 2 484.5 MHz



Radiated Restricted Band Edges plot – Average Result (802.11g\_6 Mbps Ch.13)



**Note:**

Plot of worst case are only reported.

## 9.8 POWERLINE CONDUCTED EMISSIONS

### Conducted Emissions (Line 1)

Test

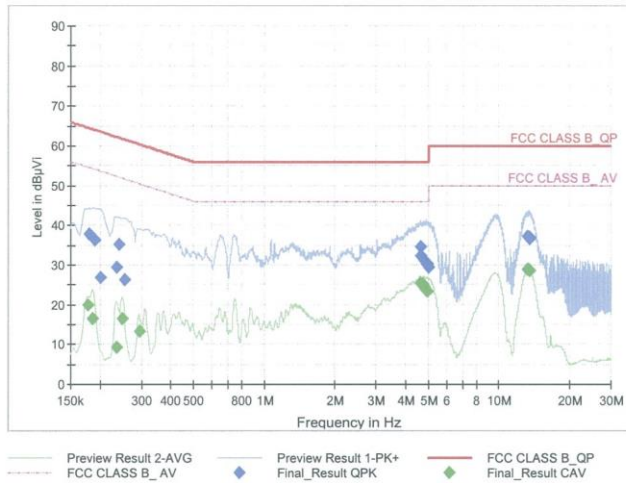
1 / 2

## Test Report

### Common Information

EUT : SM-A047F/DSN  
 Manufacturer : SAMSUNG Electronics Co., Ltd.  
 Test Site : SHIELD ROOM  
 Operating Conditions : 2.4G L1 Mode

Full Spectrum



### Final Result QPK

| Frequency (MHz) | QuasiPeak (dBµV) | Limit (dBµV) | Margin (dB) | Bandwidth (kHz) | Line | Filter | Corr. (dB) |
|-----------------|------------------|--------------|-------------|-----------------|------|--------|------------|
| 0.1793          | 37.80            | 64.52        | 26.72       | 9.000           | L1   | OFF    | 9.6        |
| 0.1905          | 36.31            | 64.02        | 27.70       | 9.000           | L1   | OFF    | 9.6        |
| 0.2018          | 26.88            | 63.54        | 36.66       | 9.000           | L1   | OFF    | 9.6        |
| 0.2355          | 29.37            | 62.25        | 32.88       | 9.000           | L1   | OFF    | 9.6        |
| 0.2400          | 35.06            | 62.10        | 27.04       | 9.000           | L1   | OFF    | 9.6        |
| 0.2535          | 26.19            | 61.64        | 35.45       | 9.000           | L1   | OFF    | 9.6        |
| 4.6153          | 34.52            | 56.00        | 21.48       | 9.000           | L1   | OFF    | 9.8        |
| 4.6355          | 32.44            | 56.00        | 23.56       | 9.000           | L1   | OFF    | 9.8        |
| 4.8020          | 31.22            | 56.00        | 24.78       | 9.000           | L1   | OFF    | 9.8        |
| 4.9258          | 30.38            | 56.00        | 25.62       | 9.000           | L1   | OFF    | 9.8        |
| 4.9528          | 30.16            | 56.00        | 25.84       | 9.000           | L1   | OFF    | 9.8        |
| 4.9888          | 29.49            | 56.00        | 26.51       | 9.000           | L1   | OFF    | 9.8        |
| 13.1270         | 37.09            | 60.00        | 22.91       | 9.000           | L1   | OFF    | 10.2       |
| 13.2800         | 37.03            | 60.00        | 22.97       | 9.000           | L1   | OFF    | 10.2       |
| 13.3003         | 36.91            | 60.00        | 23.09       | 9.000           | L1   | OFF    | 10.2       |
| 13.3993         | 36.82            | 60.00        | 23.18       | 9.000           | L1   | OFF    | 10.2       |
| 13.4240         | 36.84            | 60.00        | 23.16       | 9.000           | L1   | OFF    | 10.2       |
| 13.4825         | 36.78            | 60.00        | 23.22       | 9.000           | L1   | OFF    | 10.2       |

### Final\_Result\_CAV

2022-06-17

오전 9:47:42

Test

2 / 2

| Frequency (MHz) | CAverage (dBμV) | Limit (dBμV) | Margin (dB) | Bandwidth (kHz) | Line | Filter | Corr. (dB) |
|-----------------|-----------------|--------------|-------------|-----------------|------|--------|------------|
| 0.1770          | 20.00           | 54.63        | 34.63       | 9.000           | L1   | OFF    | 9.6        |
| 0.1860          | 16.54           | 54.21        | 37.67       | 9.000           | L1   | OFF    | 9.6        |
| 0.2355          | 9.36            | 52.25        | 42.89       | 9.000           | L1   | OFF    | 9.6        |
| 0.2490          | 16.51           | 51.79        | 35.28       | 9.000           | L1   | OFF    | 9.6        |
| 0.2940          | 13.40           | 50.41        | 37.01       | 9.000           | L1   | OFF    | 9.6        |
| 4.6153          | 25.37           | 46.00        | 20.63       | 9.000           | L1   | OFF    | 9.8        |
| 4.6760          | 25.11           | 46.00        | 20.89       | 9.000           | L1   | OFF    | 9.8        |
| 4.7615          | 25.11           | 46.00        | 20.89       | 9.000           | L1   | OFF    | 9.8        |
| 4.7998          | 24.49           | 46.00        | 21.51       | 9.000           | L1   | OFF    | 9.8        |
| 4.8313          | 23.99           | 46.00        | 22.01       | 9.000           | L1   | OFF    | 9.8        |
| 4.9258          | 23.51           | 46.00        | 22.49       | 9.000           | L1   | OFF    | 9.8        |
| 4.9438          | 23.26           | 46.00        | 22.74       | 9.000           | L1   | OFF    | 9.8        |
| 13.1450         | 28.85           | 50.00        | 21.15       | 9.000           | L1   | OFF    | 10.2       |
| 13.1518         | 28.79           | 50.00        | 21.21       | 9.000           | L1   | OFF    | 10.2       |
| 13.1810         | 28.89           | 50.00        | 21.11       | 9.000           | L1   | OFF    | 10.2       |
| 13.4150         | 28.85           | 50.00        | 21.15       | 9.000           | L1   | OFF    | 10.2       |
| 13.5050         | 28.66           | 50.00        | 21.34       | 9.000           | L1   | OFF    | 10.2       |
| 13.5410         | 28.47           | 50.00        | 21.53       | 9.000           | L1   | OFF    | 10.2       |

2022-06-17

오전 9:47:42

## Conducted Emissions (Line 2)

Test

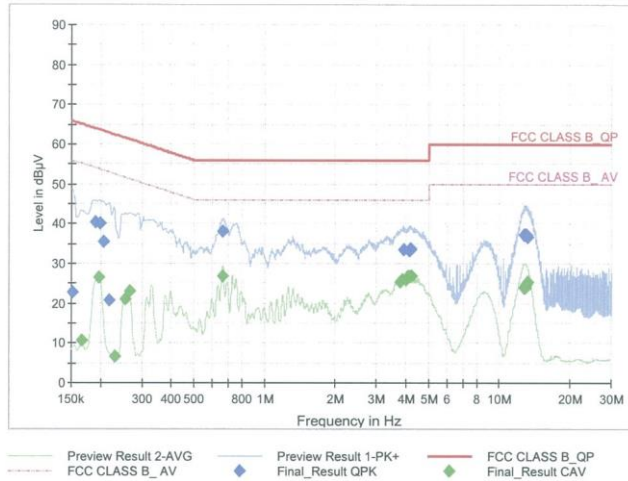
1 / 2

## Test Report

### Common Information

EUT : SM-A047F/DSN  
 Manufacturer : SAMSUNG Electronics Co., Ltd.  
 Test Site : SHIELD ROOM  
 Operating Conditions : 2.4G N Mode

Full Spectrum



### Final Result QPK

| Frequency (MHz) | QuasiPeak (dBµV) | Limit (dBµV) | Margin (dB) | Bandwidth (kHz) | Line | Filter | Corr. (dB) |
|-----------------|------------------|--------------|-------------|-----------------|------|--------|------------|
| 0.1523          | 22.85            | 65.88        | 43.02       | 9.000           | N    | OFF    | 9.6        |
| 0.1905          | 40.29            | 64.02        | 23.72       | 9.000           | N    | OFF    | 9.6        |
| 0.1995          | 40.08            | 63.63        | 23.55       | 9.000           | N    | OFF    | 9.6        |
| 0.2063          | 35.41            | 63.36        | 27.95       | 9.000           | N    | OFF    | 9.6        |
| 0.2175          | 20.79            | 62.91        | 42.12       | 9.000           | N    | OFF    | 9.6        |
| 0.6643          | 38.20            | 56.00        | 17.80       | 9.000           | N    | OFF    | 9.7        |
| 3.9043          | 33.53            | 56.00        | 22.47       | 9.000           | N    | OFF    | 9.8        |
| 4.1428          | 33.20            | 56.00        | 22.80       | 9.000           | N    | OFF    | 9.8        |
| 4.1855          | 33.72            | 56.00        | 22.28       | 9.000           | N    | OFF    | 9.8        |
| 4.1945          | 33.49            | 56.00        | 22.51       | 9.000           | N    | OFF    | 9.8        |
| 4.2035          | 33.41            | 56.00        | 22.59       | 9.000           | N    | OFF    | 9.8        |
| 4.2103          | 33.38            | 56.00        | 22.62       | 9.000           | N    | OFF    | 9.8        |
| 12.7693         | 37.34            | 60.00        | 22.66       | 9.000           | N    | OFF    | 10.2       |
| 12.8368         | 37.36            | 60.00        | 22.64       | 9.000           | N    | OFF    | 10.2       |
| 12.9785         | 37.17            | 60.00        | 22.83       | 9.000           | N    | OFF    | 10.2       |
| 13.0438         | 37.15            | 60.00        | 22.85       | 9.000           | N    | OFF    | 10.2       |
| 13.1090         | 36.98            | 60.00        | 23.02       | 9.000           | N    | OFF    | 10.2       |
| 13.1743         | 36.53            | 60.00        | 23.47       | 9.000           | N    | OFF    | 10.2       |

### Final Result CAV

2022-06-17

오전 9:41:33



Test

2 / 2

| Frequency (MHz) | CAverage (dBμV) | Limit (dBμV) | Margin (dB) | Bandwidth (kHz) | Line | Filter | Corr. (dB) |
|-----------------|-----------------|--------------|-------------|-----------------|------|--------|------------|
| 0.1658          | 10.62           | 55.17        | 44.55       | 9.000           | N    | OFF    | 9.6        |
| 0.1973          | 26.64           | 53.73        | 27.08       | 9.000           | N    | OFF    | 9.6        |
| 0.2288          | 6.55            | 52.50        | 45.95       | 9.000           | N    | OFF    | 9.6        |
| 0.2535          | 21.16           | 51.64        | 30.48       | 9.000           | N    | OFF    | 9.6        |
| 0.2648          | 22.94           | 51.28        | 28.35       | 9.000           | N    | OFF    | 9.6        |
| 0.6620          | 26.85           | 46.00        | 19.15       | 9.000           | N    | OFF    | 9.7        |
| 3.7918          | 25.38           | 46.00        | 20.62       | 9.000           | N    | OFF    | 9.8        |
| 3.8660          | 25.98           | 46.00        | 20.02       | 9.000           | N    | OFF    | 9.8        |
| 4.0033          | 26.00           | 46.00        | 20.00       | 9.000           | N    | OFF    | 9.8        |
| 4.1158          | 26.79           | 46.00        | 19.21       | 9.000           | N    | OFF    | 9.8        |
| 4.1810          | 26.91           | 46.00        | 19.09       | 9.000           | N    | OFF    | 9.8        |
| 4.2418          | 26.75           | 46.00        | 19.25       | 9.000           | N    | OFF    | 9.8        |
| 12.8143         | 24.04           | 50.00        | 25.96       | 9.000           | N    | OFF    | 10.2       |
| 12.8345         | 24.02           | 50.00        | 25.98       | 9.000           | N    | OFF    | 10.2       |
| 12.8480         | 24.04           | 50.00        | 25.96       | 9.000           | N    | OFF    | 10.2       |
| 12.8863         | 24.39           | 50.00        | 25.61       | 9.000           | N    | OFF    | 10.2       |
| 13.0528         | 24.87           | 50.00        | 25.13       | 9.000           | N    | OFF    | 10.2       |
| 13.2395         | 25.35           | 50.00        | 24.65       | 9.000           | N    | OFF    | 10.2       |

2022-06-17

오전 9:41:33

## 10. LIST OF TEST EQUIPMENT

### Conducted Test

| Equipment                                    | Model   | Manufacturer    | Serial No. | Due to Calibration | Calibration Interval |
|--|---------|-----------------|------------|--------------------|----------------------|
| LISN   | ENV216  | Rohde & Schwarz | 102245     | 08/23/2022         | Annual               |
| EMI Test Receiver                            | ESR     | Rohde & Schwarz | 101910     | 06/07/2023         | Annual               |
| Temperature Chamber                          | SU-642  | ESPEC           | 0093008124 | 03/04/2023         | Annual               |
| Signal Analyzer                              | N9030A  | Agilent         | MY49431210 | 01/11/2023         | Annual               |
| Power Measurement Set                        | OSP 120 | Rohde & Schwarz | 101231     | 06/14/2023         | Annual               |
| Power Meter                                  | N1911A  | Agilent         | MY45100523 | 03/24/2023         | Annual               |
| Power Sensor                                 | N1921A  | Keysight        | MY57820067 | 03/24/2023         | Annual               |
| Directional Coupler                          | 87300B  | Agilent         | 3116A03621 | 11/02/2022         | Annual               |
| Power Splitter                               | 11667B  | Hewlett Packard | 05001      | 05/18/2023         | Annual               |
| DC Power Supply                              | E3646A  | Agilent         | MY40002937 | 12/14/2022         | Annual               |
| Attenuator(10 dB)                            | 8493C   | Hewlett Packard | 07560      | 06/14/2023         | Annual               |
| Software                                     | EMC32   | Rohde & Schwarz | N/A        | N/A                | N/A                  |
| FCC WLAN&BT&BLE Conducted Test Software v3.0 | N/A     | HCT CO., LTD.   | N/A        | N/A                | N/A                  |

### Note:

1. Equipment listed above that calibrated during the testing period was set for test after the calibration.
2. Equipment listed above that has a calibration due date during the testing period, the testing is completed before equipment expiration date.

**Radiated Test**

| Equipment                         | Model                              | Manufacturer           | Serial No.  | Due to Calibration | Calibration Interval |
|-----------------------------------|------------------------------------|------------------------|-------------|--------------------|----------------------|
| Controller(Antenna mast)          | CO3000                             | Innco system           | CO3000-4p   | N/A                | N/A                  |
| Antenna Position Tower            | MA4640/800-XP-EP                   | Innco system           | N/A         | N/A                | N/A                  |
| Controller                        | EM1000                             | Audix                  | 060520      | N/A                | N/A                  |
| Turn Table                        | N/A                                | Audix                  | N/A         | N/A                | N/A                  |
| Loop Antenna                      | FMZB 1513                          | Rohde & Schwarz        | 1513-333    | 03/17/2024         | Biennial             |
| Hybrid Antenna                    | VULB 9168                          | Schwarzbeck            | 760         | 02/22/2023         | Biennial             |
| Horn Antenna                      | BBHA 9120D                         | Schwarzbeck            | 02299       | 03/24/2024         | Biennial             |
| Horn Antenna<br>(15 GHz ~ 40 GHz) | BBHA9170                           | Schwarzbeck            | BBHA9170541 | 11/16/2023         | Biennial             |
| Spectrum Analyzer                 | FSV40-N                            | Rohde & Schwarz        | 102168      | 07/05/2022         | Annual               |
| Signal Analyzer                   | N9030A                             | Agilent                | MY49431210  | 01/11/2023         | Annual               |
| Band Reject Filter                | WRCJV12-4900-5100-5900-6100-50SS   | Wainwright Instruments | 5           | 06/13/2023         | Annual               |
| Band Reject Filter                | WRCJV12-4900-5100-5900-6100-50SS   | Wainwright Instruments | 6           | 06/13/2023         | Annual               |
| Band Reject Filter                | WRCJV2400/2483.5-2370/2520-60/12SS | Wainwright Instruments | 2           | 01/06/2023         | Annual               |
| Band Reject Filter                | WRCJV5100/5850-40/50-8EEK          | Wainwright Instruments | 1           | 02/07/2023         | Annual               |
| High Pass Filter                  | WHK3.0/18G-10EF                    | Wainwright Instruments | 8           | 01/21/2023         | Annual               |
| High Pass Filter                  | WHKX8-6090-7000-18000-40SS         | Wainwright Instruments | 25          | 01/21/2023         | Annual               |
| Attenuator (3 dB)                 | 18B-03                             | Api tech.              | 1           | 01/21/2023         | Annual               |
| Attenuator(10 dB)                 | 8493C-10                           | Agilent                | 08285       | 01/21/2023         | Annual               |
| Power Amplifier                   | CBLU1183540                        | CERNEX                 | 22964       | 01/21/2023         | Annual               |
| Power Amplifier                   | CBL06185030                        | CERNEX                 | 22965       | 01/21/2023         | Annual               |
| Power Amplifier                   | CBL18265035                        | CERNEX                 | 22966       | 12/02/2022         | Annual               |
| Power Amplifier                   | CBL26405040                        | CERNEX                 | 25956       | 03/11/2023         | Annual               |

**Note:**

1. Equipment listed above that calibrated during the testing period was set for test after the calibration.
2. Equipment listed above that has a calibration due date during the testing period, the testing is completed before equipment expiration date.
3. Especially, all antenna for measurement is calibrated in accordance with the requirements of C63.5(Version : 2017).

**11. ANNEX A\_ TEST SETUP PHOTO**

Please refer to test setup photo file no. as follows;

| No. | Description         |
|-----|---------------------|
| 1   | HCT-RF-2207-FC038-P |