



HCT Co., Ltd.

74, Seoicheon-ro 578beon-gil, Majang-myeon, Icheon-si, Gyeonggi-do, 17383 KOREA
Tel. +82 31 634 6300 Fax. +82 31 645 6401

Appendix A: Test Setup Photo	FCC ID A3LSMA047F	
	File No.	
	HCT-RF-2206-FC036-P	HCT-RF-2206-FC037-P
	HCT-RF-2206-FC038-P	HCT-RF-2206-FC039-P
	HCT-RF-2206-FC040-P	


REVISION HISTORY


The revision history for this document is shown in table.


Revision No.	Date of Issue	Description
0	July 29, 2022	Initial Release


1. Radiated Test Setup Photo


Radiated spurious emissions & Restricted Band Edge (Above 1 GHz)



















Radiated spurious emissions (Below 1GHz)















Radiated Test Setup Photo for below 30 MHz:















Radiated Test Setup Photo for 30 MHz ~ 1 GHz :















2. Conducted Test Setup Photo



3. DFS Test Setup Photo



4. AC Power Line Conducted Test Setup Photo

