




Test setup photos

- Conducted Emission

AC Main [Test #1 ~ Test #4]





AC Main [Test #5]



- Radiated Emission

30 MHz ~ 1 GHz [Test #1]





1 GHz ~ 18 GHz [Test #1]




18 GHz ~ 30 GHz [Test #1]



30 MHz ~ 1 GHz [Test #2 ~ Test #4]




1 GHz ~ 18 GHz [Test #2 ~ Test #4]



18 GHz ~ 30 GHz [Test #2 ~ Test #4]



30 MHz ~ 1 GHz [Test #5]



1 GHz ~ 18 GHz [Test #5]



18 GHz ~ 30 GHz [Test #5]

