

## Test setup photos

-Part 15.247 -


- Below 30 MHz (9 kHz ~ 30 MHz)




- Below 1 GHz (30 MHz ~ 1 GHz)



- Above 1 GHz (1 GHz ~ 18 GHz)




- Above 18 GHz (18 GHz ~ 26.5 GHz)






- Conducted emission



-Part 22, 24, 27-

-X-axis

- Below 1 GHz



- Above 1 GHz






- Above 18 GHz




-Z-axis

- Below 1 GHz



- Above 1 GHz



- Above 18 GHz

