


TEST SETUP PHOTOGRAPHS


■ LTE Conducted Test Setup Photo




■ LTE Radiated Test Setup Photo (EUT: Y plane / ANT. Mast: Horizontal)




■ LTE Radiated Test Setup Photo (EUT: Y plane / ANT. Mast: Vertical)




■ LTE Radiated Test Setup Photo (EUT: Z plane / ANT. Mast: Horizontal)




■ LTE Radiated Test Setup Photo (EUT: Z plane / ANT. Mast: Vertical)




■ LTE Radiated Test Setup Photo (EUT: X plane / ANT. Mast: Horizontal)




■ LTE Radiated Test Setup Photo (EUT: X plane / ANT. Mast: Vertical)




■ WLAN Conducted Test Setup Photo




■ WLAN Radiated Test Setup Photo (EUT: Y plane / ANT. Mast: Horizontal)




■ WLAN Radiated Test Setup Photo (EUT: Y plane / ANT. Mast: Vertical)




■ WLAN Radiated Test Setup Photo (EUT: Z plane / ANT. Mast: Horizontal)




■ WLAN Radiated Test Setup Photo (EUT: Z plane / ANT. Mast: Vertical)




■ WLAN Radiated Test Setup Photo (EUT: X plane / ANT. Mast: Horizontal)



■ WLAN Radiated Test Setup Photo (EUT: X plane / ANT. Mast: Vertical)



■ WLAN Radiated Test Setup Photo (EUT: Y plane / ANT. Mast: Vertical)



■ WLAN Radiated Test Setup Photo (EUT: Y plane / ANT. Mast: Horizontal)




■ WLAN Radiated Test Setup Photo (EUT: Z plane / ANT. Mast: Vertical)



■ WLAN Radiated Test Setup Photo (EUT: Z plane / ANT. Mast: Horizontal)



■ WLAN Radiated Test Setup Photo (EUT: X plane / ANT. Mast: Vertical)



■ WLAN Radiated Test Setup Photo (EUT: X plane / ANT. Mast: Horizontal)



■ Conducted Emission Test Setup Photo(HM-NA65W)



■ Conducted Emission Test Setup Photo(SHA65S12)



■ Conducted Emission Test Setup Photo(POE)

