





APPENDIX F: SAR TEST SETUP PHOTOGRAPHS



FCC ID: A3LSHVE310		SAR EVALUATION REPORT		Reviewed by: Quality Manager
Test Dates: 04/08/13 - 04/24/13	DUT Type: Portable Handset			APPENDIX F: Page 1 of 9




SAR Test Setup Photo 1: Right Cheek




SAR Test Setup Photo 2: Right Tilt


FCC ID: A3LSHVE310		SAR EVALUATION REPORT	 Reviewed by: Quality Manager
Test Dates: 04/08/13 - 04/24/13	DUT Type: Portable Handset		APPENDIX F: Page 2 of 9




SAR Test Setup Photo 3: Left Cheek




SAR Test Setup Photo 4: Left Tilt



FCC ID: A3LSHVE310		SAR EVALUATION REPORT	Reviewed by: Quality Manager
Test Dates: 04/08/13 - 04/24/13	DUT Type: Portable Handset	APPENDIX F: Page 3 of 9	




SAR Test Setup Photo 5: Back Side at 1.0 cm



SAR Test Setup Photo 6: Back Side at 0.0 cm



FCC ID: A3LSHVE310		SAR EVALUATION REPORT		Reviewed by: Quality Manager
Test Dates: 04/08/13 - 04/24/13	DUT Type: Portable Handset			APPENDIX F: Page 4 of 9



SAR Test Setup Photo 7: Front Side at 1.0 cm



SAR Test Setup Photo 8: Front Side at 0.0 cm


FCC ID: A3LSHVE310		SAR EVALUATION REPORT		Reviewed by: Quality Manager
Test Dates: 04/08/13 - 04/24/13	DUT Type: Portable Handset			APPENDIX F: Page 5 of 9



SAR Test Setup Photo 9: Top Edge at 1.0 cm




SAR Test Setup Photo 10: Top Edge at 0.0 cm


FCC ID: A3LSHVE310		SAR EVALUATION REPORT	Reviewed by: Quality Manager
Test Dates: 04/08/13 - 04/24/13	DUT Type: Portable Handset	APPENDIX F: Page 6 of 9	



SAR Test Setup Photo 11: Bottom Edge at 1.0 cm




SAR Test Setup Photo 12: Right Edge at 1.0 cm



FCC ID: A3LSHVE310		SAR EVALUATION REPORT	Reviewed by: Quality Manager
Test Dates: 04/08/13 - 04/24/13	DUT Type: Portable Handset	APPENDIX F: Page 7 of 9	



SAR Test Setup Photo 13: Right Edge at 0.0 cm





SAR Test Setup Photo 14: Left Edge at 1.0 cm

FCC ID: A3LSHVE310		SAR EVALUATION REPORT	Reviewed by: Quality Manager
Test Dates: 04/08/13 - 04/24/13	DUT Type: Portable Handset		APPENDIX F: Page 8 of 9



SAR Test Setup Photo 15: Horizontal and Vertical Reference Lines

FCC ID: A3LSHVE310		SAR EVALUATION REPORT	Reviewed by: Quality Manager
Test Dates: 04/08/13 - 04/24/13	DUT Type: Portable Handset		APPENDIX F: Page 9 of 9