




APPENDIX D: SAR TEST SETUP PHOTOGRAPHS

FCC ID: A3LSHVE160L	 PCTEST ENGINEERING LABORATORY, INC.	SAR COMPLIANCE REPORT		Reviewed by: Quality Manager
Test Dates: 11/15/11 - 11/22/11	EUT Type: Portable Handset			Page D1 of D7




SAR Test Setup Photo 1: Right Touch




SAR Test Setup Photo 2: Right Tilt

FCC ID: A3LSHVE160L		SAR COMPLIANCE REPORT		Reviewed by: Quality Manager
Test Dates: 11/15/11 - 11/22/11	EUT Type: Portable Handset			Page D2 of D7




SAR Test Setup Photo 3: Left Touch




SAR Test Setup Photo 4: Left Tilt


FCC ID: A3LSHVE160L		SAR COMPLIANCE REPORT		Reviewed by: Quality Manager
Test Dates: 11/15/11 - 11/22/11	EUT Type: Portable Handset			Page D3 of D7



SAR Test Setup Photo 5: Back at 1.0 cm




SAR Test Setup Photo 6: Front at 1.0 cm


FCC ID: A3LSHVE160L		SAR COMPLIANCE REPORT		Reviewed by: Quality Manager
Test Dates: 11/15/11 - 11/22/11	EUT Type: Portable Handset			Page D4 of D7



SAR Test Setup Photo 7: Top at 1.0 cm



SAR Test Setup Photo 8: Bottom at 1.0 cm

FCC ID: A3LSHVE160L		SAR COMPLIANCE REPORT		Reviewed by: Quality Manager
Test Dates: 11/15/11 - 11/22/11	EUT Type: Portable Handset			Page D5 of D7




SAR Test Setup Photo 9: Right at 1.0 cm




SAR Test Setup Photo 10: Left at 1.0 cm

FCC ID: A3LSHVE160L	 <small>ENGINEERING LABORATORY, INC.</small>	SAR COMPLIANCE REPORT		Reviewed by: Quality Manager
Test Dates: 11/15/11 - 11/22/11	EUT Type: Portable Handset			Page D6 of D7



SAR Test Setup Photo 11; Body-Worn at 1.0 cm

Note: Headset Cable is connected to the device during body-worn SAR assessment, as seen above.

FCC ID: A3LSHVE160L	 PCTEST ENGINEERING LABORATORY, INC.	SAR COMPLIANCE REPORT		Reviewed by: Quality Manager
Test Dates: 11/15/11 - 11/22/11	EUT Type: Portable Handset			Page D7 of D7