

13. TEST SETUP PHOTOGRAPHS



Figure 13-1
Test Setup for Wireless Device






Figure 13-2
Test Setup for Wireless Device

FCC ID: A3LSGHZX20		C63.19-2006 v3.12 §6 HAC TEST REPORT		Reviewed by: Quality Manager
Filename: 0606200529	Test Dates: June 29 - July 3, 2006	EUT Type: Dual-Band GSM/WCDMA Phone with Bluetooth	Page 36 of 37	

T-Coil Scan Overlay Magnetic Field Distributions



Axial





Radial H (Transverse)



Radial V (Longitudinal)

Note: final measurement locations are indicated by a cursor on the contour plots.

FCC ID: A3LSGHZX20		C63.19-2006 v3.12 §6 HAC TEST REPORT		Reviewed by: Quality Manager
Filename: 0606200529	Test Dates: June 29 - July 3, 2006	EUT Type: Dual-Band GSM/WCDMA Phone with Bluetooth	Page 37 of 37	