



## 16. SETUP PHOTOGRAPHS

See following Attached Pages for setup photographs.

<b>PCTEST™ HAC REPORT</b>		<b>C63.19-2006 v3.12 TEST REPORT</b>		<b>Reviewed by:</b> Quality Manager
<b>HAC Filename:</b> 0606200528	<b>Test Dates:</b> July 3 - 7, 2006	<b>EUT Type:</b> Dual-Band GSM/WCDMA Phone with Bluetooth	<b>FCC ID:</b> A3LSGHZX20	Page 72 of 74




Figure 16-1






Figure 16-2

PCTEST™ HAC REPORT		C63.19-2006 v3.12 TEST REPORT		Reviewed by: Quality Manager
HAC Filename: 0606200528	Test Dates: July 3 - 7, 2006	EUT Type: Dual-Band GSM/WCDMA Phone with Bluetooth	FCC ID: A3LSGHZX20	Page 73 of 74

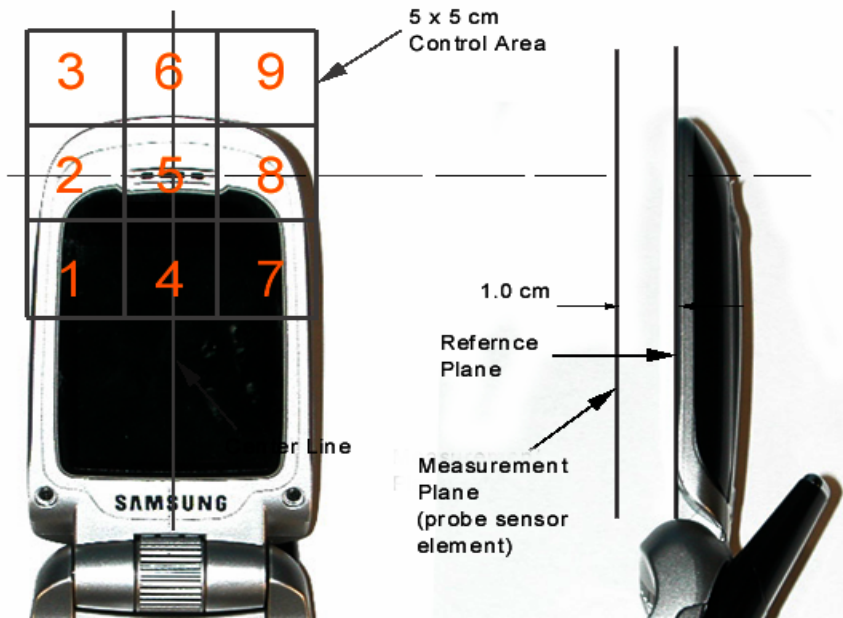


Figure 16-3 5x5 Scan grid above WD



Figure 16-4  
E-Field WD Scan overlay



Figure 16-5  
H-Field WD Scan overlay

PCTEST™ HAC REPORT		C63.19-2006 v3.12 TEST REPORT		Reviewed by: Quality Manager
HAC Filename: 0606200528	Test Dates: July 3 - 7, 2006	EUT Type: Dual-Band GSM/WCDMA Phone with Bluetooth	FCC ID: A3LSGHZX20	Page 74 of 74