



Radiated Restricted Band Measurements
§15.247 (d) / §15.205 & §15.209; RSS-210 (A8.5)

Special attention is made for the EUT's harmonic and spurious radiated emission in the restricted bands of operations. The EUT was tested from 9kHz and up to the 10th harmonic of the fundamental frequency of the transmitter using CISPR quasi peak detector below 1GHZ. Above 1 GHz, average measurement was used, using RBW = 1MHz, VBW = 10Hz and linearly polarized horn antennas. All harmonics/spurs are at least 20dB below the highest emission in the authorized band using RBW = 100kHz. In addition, peak measurements were taken to ensure that the peak levels are not more than 20dB above the average limit. All out of band emissions, other than those created by the spreading sequence, data sequence, and the carrier modulation must not exceed the limits shown in Table 1 per Section 15.209.

Frequency	Field Strength [μV/m]	Measured Distance [Meters]
0.009 – 0.490 MHz	2400/F (kHz)	300
0.490 – 1.705 MHz	24000/F (kHz)	30
1.705 – 30.00 MHz	30	30
30.00 – 88.00 MHz	100	3
88.00 – 216.0 MHz	150	3
216.0 – 960.0 MHz	200	3
Above 960.0 MHz	500	3

Table 1. Radiated Limits

FCC ID: A3LSGHZ720		FCC Pt. 15.247 BLUETOOTH SUPPLEMENTAL DATA		Reviewed by: Quality Manager
Test Report S/N: 0609200834	Test Dates: September 22, 2006	EUT Type: Single-Band PCS GSM/EDGE Phone with Bluetooth		Page 1 of 4

Radiated Restricted Band Measurements (Cont'd)
§15.247 (d) / §15.205 & §15.209; RSS-210 (A8.5)



Mode: Bluetooth
 Measurement Distance: 3 Meters
 Operating Frequency: 2480MHz
 Channel: 78

Frequency [MHz]	Level [dBm]	AFCL [dB]	Pol. [H/V]	Field Strength [dBμV/m]	Field Strength [μV/m]	Margin [dB]
2484.16	-113.23	30.81	H	24.58	16.94	-29.40
2487.32	-114.23	30.82	H	23.59	15.12	-30.39
2488.01	-113.33	30.83	V	24.50	16.79	-29.48
2493.58	-113.43	30.83	V	24.40	16.60	-29.58
2494.74	-114.33	30.85	V	23.52	15.00	-30.46
2496.88	-113.63	30.86	H	24.23	16.27	-29.75

Table 2. Radiated Restricted Band Measurements at 3-meters

NOTES:

1. The antenna is manipulated through typical positions, polarity and length during the testing.
2. The EUT is supplied with the minimal AC voltage or/and a new/fully re-charged battery.
3. The spectrum is measured from 9kHz up to the 10th harmonic and the worst-case emissions are reported.
4. Above 1 GHz the limit is 500μV/m.
5. < -135 dBm is below the analyzer measurement floor level.
6. The peak emissions above 1 GHz are not more than 20 dB above the average limit.

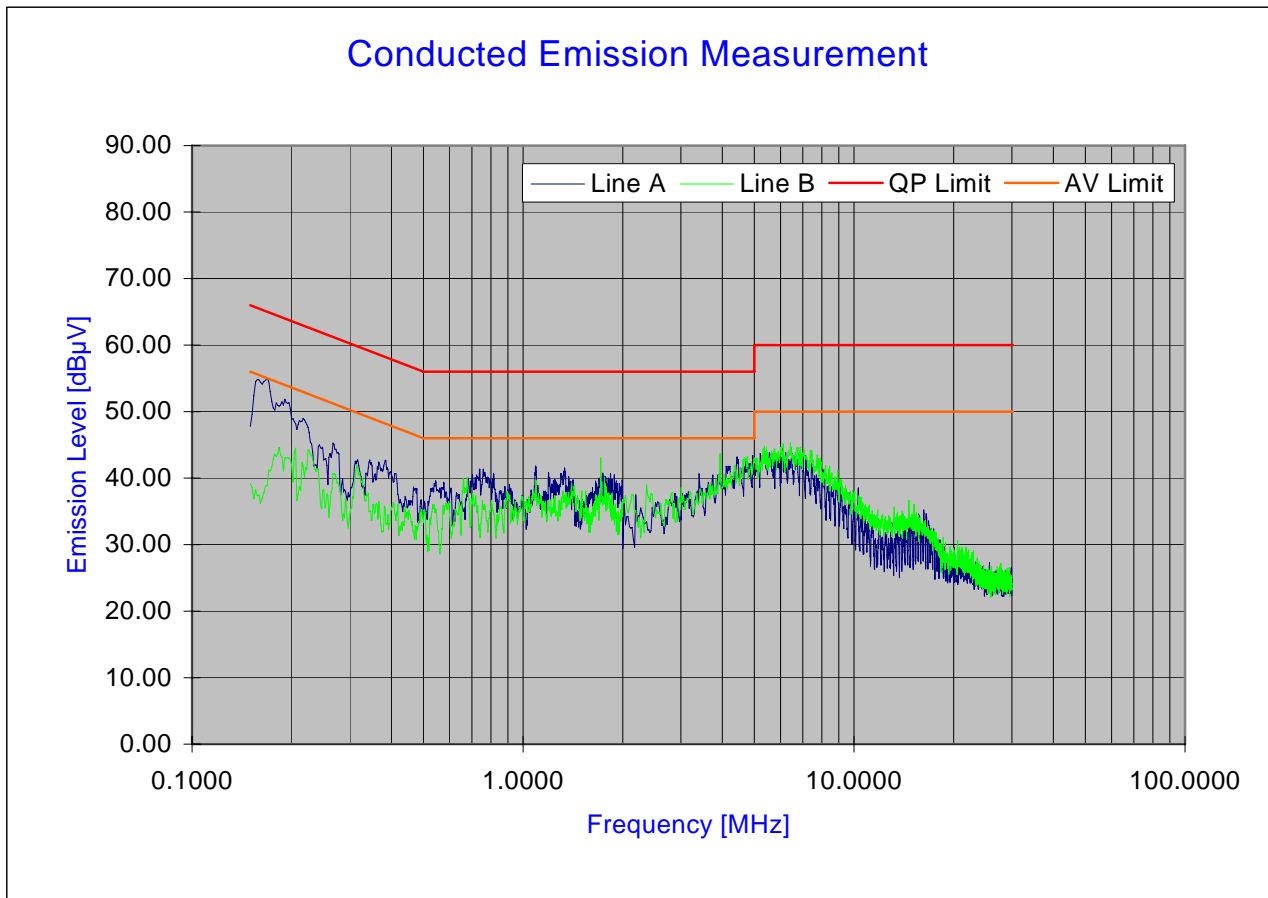
FCC ID: A3LSGHZ720		FCC Pt. 15.247 BLUETOOTH SUPPLEMENTAL DATA		Reviewed by: Quality Manager
Test Report S/N: 0609200834	Test Dates: September 22, 2006	EUT Type: Single-Band PCS GSM/EDGE Phone with Bluetooth		Page 2 of 4

Line-Conducted Test Data
§15.207; RSS-Gen (7.2.2)

PCTEST Engineering Laboratory Inc.

Company : Samsung Electronics
 Model Number : SGH-Z720
 FCC ID Code : A3LSGHZ720
 Standard : FCC Part 15B class B

Power Source : AC120V/60Hz
 Tested Date : 09/22/2006
 Note : Bluetooth On





Ver.1.1 ©PCTEST 2006.08

Plot 1. Line Conducted Plot with Bluetooth

Notes:

1. All Modes of operation were investigated and the worst-case emissions are reported.
2. The limit for Class B device(s) from 150kHz to 30MHz are Specified in EN55022.
3. Line A = Phase; Line B = Neutral
4. Deviations to the Specifications: None.

FCC ID: A3LSGHZ720		FCC Pt. 15.247 BLUETOOTH SUPPLEMENTAL DATA		Reviewed by: Quality Manager
Test Report S/N: 0609200834	Test Dates: September 22, 2006	EUT Type: Single-Band PCS GSM/EDGE Phone with Bluetooth	Page 3 of 4	



Line-Conducted Test Data
§15.207; RSS-Gen (7.2.2)

No.	Line	Frequency [MHz]	Factor [dB]	QP [dBµV]	Limit [dBµV]	Margin [dB]	Average [dBµV]	Limit [dBµV]	Margin [dB]
1	A	0.151	8.19	49.37	65.95	-16.58	34.03	55.95	-21.92
2	A	0.226	7.83	42.64	62.59	-19.95	27.68	52.59	-24.91
3	A	0.728	7.37	31.87	56.00	-24.13	21.43	46.00	-24.57
4	A	0.775	7.36	32.51	56.00	-23.49	21.99	46.00	-24.01
5	A	1.093	7.31	36.68	56.00	-19.32	26.02	46.00	-19.98
6	A	1.325	7.34	29.02	56.00	-26.98	20.60	46.00	-25.40
7	A	4.136	7.48	34.32	56.00	-21.68	25.18	46.00	-20.82
8	A	4.472	7.50	35.23	56.00	-20.77	25.96	46.00	-20.04
9	A	4.696	7.50	34.61	56.00	-21.39	26.27	46.00	-19.73
10	A	4.883	7.51	36.01	56.00	-19.99	26.36	46.00	-19.64
11	B	0.682	7.38	34.60	56.00	-21.40	25.85	46.00	-20.15
12	B	1.707	7.37	33.29	56.00	-22.71	23.42	46.00	-22.58
13	B	1.766	7.37	33.60	56.00	-22.40	24.60	46.00	-21.40
14	B	3.991	7.48	35.66	56.00	-20.34	27.86	46.00	-18.14
15	B	4.658	7.50	38.18	56.00	-17.82	29.70	46.00	-16.30
16	B	5.007	7.51	39.25	60.00	-20.75	30.47	50.00	-19.53
17	B	5.381	7.52	39.85	60.00	-20.15	31.37	50.00	-18.63
18	B	5.658	7.53	40.33	60.00	-19.67	31.40	50.00	-18.60
19	B	5.989	7.53	39.88	60.00	-20.12	30.39	50.00	-19.61
20	B	6.410	7.54	40.69	60.00	-19.31	31.07	50.00	-18.93

Table 3. Line Conducted Data with Bluetooth

Notes:

1. All Modes of operation were investigated and the worst-case emissions are reported.
2. The limit for Class B device(s) from 150kHz to 30MHz are Specified in EN55022.
3. Line A = Phase; Line B = Neutral
4. Deviations to the Specifications: None.

FCC ID: A3LSGHZ720		FCC Pt. 15.247 BLUETOOTH SUPPLEMENTAL DATA		Reviewed by: Quality Manager
Test Report S/N: 0609200834	Test Dates: September 22, 2006	EUT Type: Single-Band PCS GSM/EDGE Phone with Bluetooth		Page 4 of 4