

APPENDIX F

Plots of The SAR Measurements

SAMSUNG FCC ID : A3LSGHZ710 1900MHz GSM1900 Head SAR

DUT: SGH-Z710; Serial: FD-036-E

Program Name: SGH-Z710 GSM1900 Right (Job No. : FD-036)

Procedure Name: Cheek/Touch, Ch.512, Ant.Intenna, Bat.Standard

Procedure Notes: Meas. Ambient Temp(celsius)-22.5, Tissue Temp(celsius)-22.4; Test Date-30/Mar/2006 [OET Bulletin 65-Supplement C, July 2001]

Communication System: GSM 1900; Frequency: 1850.2 MHz;Duty Cycle: 1:8.3

Medium parameters used: $f = 1850.2$ MHz; $\sigma = 1.43$ mho/m; $\epsilon_r = 39.2$; $\rho = 1000$ kg/m³

Phantom section: Right Section

DASY4 Configuration:

- Probe: EX3DV4 - SN3537; ConvF(8.04, 8.04, 8.04); Calibrated: 2005-11-22
- Sensor-Surface: 4mm (Mechanical Surface Detection)
- Electronics: DAE3 Sn468; Calibrated: 2006-01-27
- Phantom: PHANTOM #1; Type: SAM; Serial: TP-1143
- Measurement SW: DASY4, V4.6 Build 23; Postprocessing SW: SEMCAD, V1.8 Build 160

Cheek/Touch, Ch.512, Ant.Intenna, Bat.Standard/Zoom Scan (5x5x7)/Cube 0:

Measurement grid: dx=8mm, dy=8mm, dz=5mm

Reference Value = 4.54 V/m; Power Drift = 0.095 dB

Peak SAR (extrapolated) = 0.676 W/kg

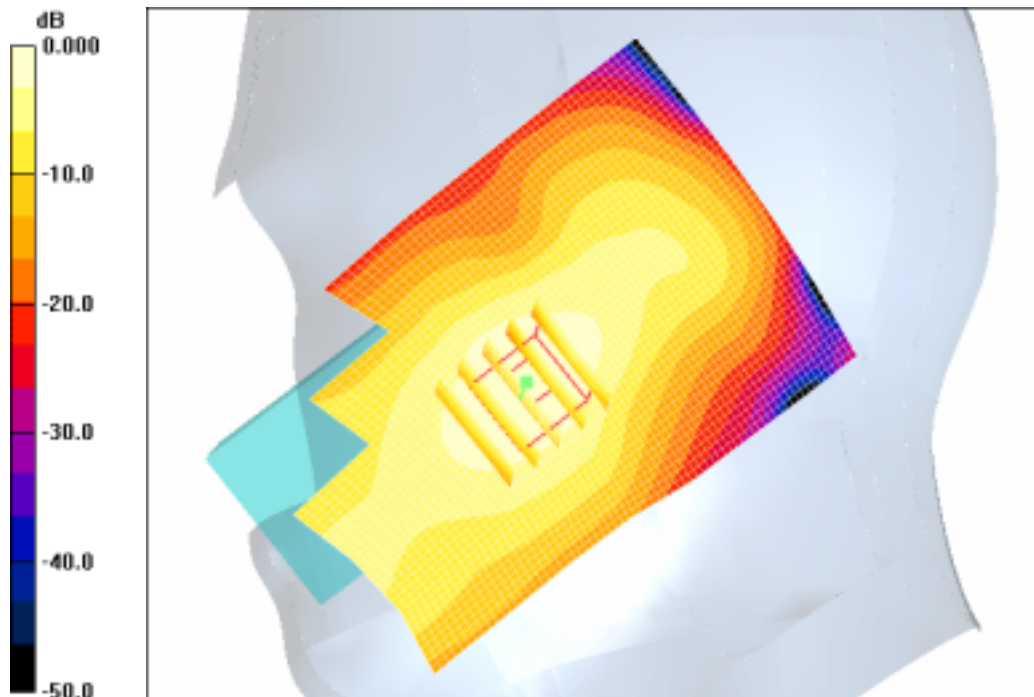
SAR(1 g) = 0.432 mW/g

Maximum value of SAR (measured) = 0.465 mW/g

Cheek/Touch, Ch.512, Ant.Intenna, Bat.Standard/Area Scan (51x71x1): Measurement

grid: dx=20mm, dy=20mm

Maximum value of SAR (interpolated) = 0.459 mW/g



0 dB = 0.459mW/g

SAMSUNG FCC ID : A3LSGHZ710 1900MHz GSM1900 Head SAR

DUT: SGH-Z710; Serial: FD-036-E

Program Name: SGH-Z710 GSM1900 Right (Job No. : FD-036)

Procedure Name: Ear/Tilt, Ch.661, Ant.Intenna, Bat.Standard

Procedure Notes: Meas. Ambient Temp(celsius)-22.5, Tissue Temp(celsius)-22.4; Test Date-30/Mar/2006 [OET Bulletin 65-Supplement C, July 2001]

Communication System: GSM 1900; Frequency: 1880 MHz;Duty Cycle: 1:8.3

Medium parameters used: $f = 1880$ MHz; $\sigma = 1.43$ mho/m; $\epsilon_r = 39.2$; $\rho = 1000$ kg/m³

Phantom section: Right Section

DASY4 Configuration:

- Probe: EX3DV4 - SN3537; ConvF(8.04, 8.04, 8.04); Calibrated: 2005-11-22
- Sensor-Surface: 4mm (Mechanical Surface Detection)
- Electronics: DAE3 Sn468; Calibrated: 2006-01-27
- Phantom: PHANTOM #1; Type: SAM; Serial: TP-1143
- Measurement SW: DASY4, V4.6 Build 23; Postprocessing SW: SEMCAD, V1.8 Build 160

Ear/Tilt, Ch.661, Ant.Intenna, Bat.Standard/Zoom Scan (5x5x7)/Cube 0: Measurement grid: dx=8mm, dy=8mm, dz=5mm

Reference Value = 7.57 V/m; Power Drift = 0.027 dB

Peak SAR (extrapolated) = 0.215 W/kg


SAR(1 g) = 0.148 mW/g;

Maximum value of SAR (measured) = 0.157 mW/g

Ear/Tilt, Ch.661, Ant.Intenna, Bat.Standard/Area Scan (51x71x1): Measurement grid:

dx=20mm, dy=20mm

Maximum value of SAR (interpolated) = 0.222 mW/g



0 dB = 0.222mW/g

SAMSUNG FCC ID : A3LSGHZ710 1900MHz GSM1900 Head SAR

DUT: SGH-Z710; Serial: FD-036-E

Program Name: SGH-Z710 GSM1900 Left (Job No. : FD-036)

Procedure Name: Cheek/Touch, Ch.512, Ant.Intenna, Bat.Standard

Procedure Notes: Meas. Ambient Temp(celsius)-22.5, Tissue Temp(celsius)-22.4; Test Date-30/Mar/2006 [OET Bulletin 65-Supplement C, July 2001]

Communication System: GSM 1900; Frequency: 1850.2 MHz;Duty Cycle: 1:8.3

Medium parameters used: $f = 1850.2$ MHz; $\sigma = 1.43$ mho/m; $\epsilon_r = 39.2$; $\rho = 1000$ kg/m³

Phantom section: Left Section

DASY4 Configuration:

- Probe: EX3DV4 - SN3537; ConvF(8.04, 8.04, 8.04); Calibrated: 2005-11-22
- Sensor-Surface: 4mm (Mechanical Surface Detection)
- Electronics: DAE3 Sn468; Calibrated: 2006-01-27
- Phantom: PHANTOM #1; Type: SAM; Serial: TP-1143
- Measurement SW: DASY4, V4.6 Build 23; Postprocessing SW: SEMCAD, V1.8 Build 160

Cheek/Touch, Ch.512, Ant.Intenna, Bat.Standard/Zoom Scan (5x5x7)/Cube 0:

Measurement grid: dx=8mm, dy=8mm, dz=5mm

Reference Value = 4.83 V/m; Power Drift = 0.012 dB

Peak SAR (extrapolated) = 0.657 W/kg

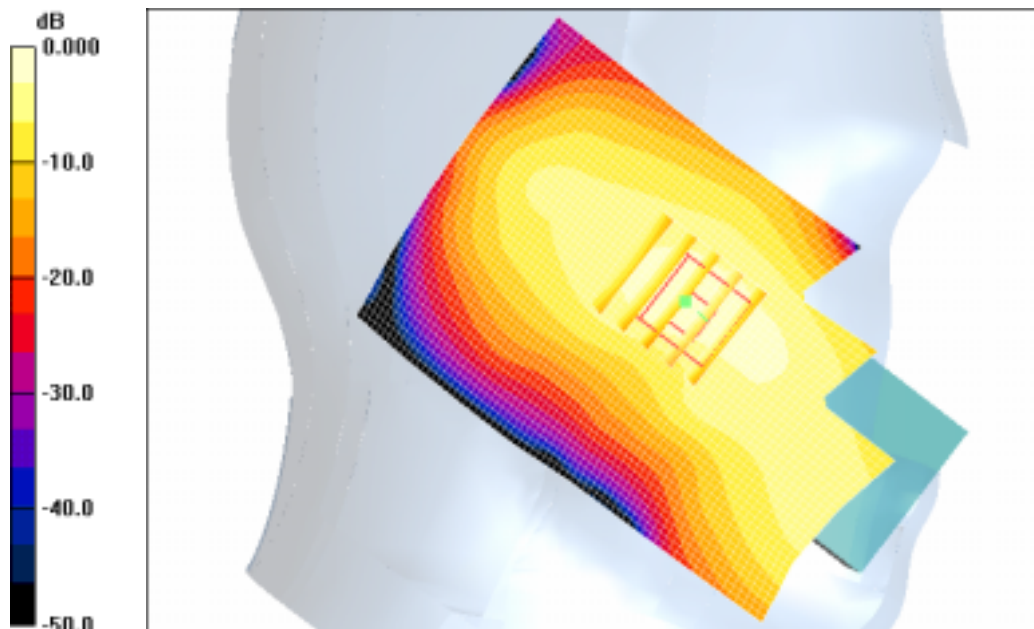
SAR(1 g) = 0.411 mW/g;

Maximum value of SAR (measured) = 0.447 mW/g

Cheek/Touch, Ch.512, Ant.Intenna, Bat.Standard/Area Scan (51x71x1): Measurement

grid: dx=20mm, dy=20mm

Maximum value of SAR (interpolated) = 0.448 mW/g



0 dB = 0.448mW/g

SAMSUNG FCC ID : A3LSGHZ710 1900MHz GSM1900 Head SAR

DUT: SGH-Z710; Serial: FD-036-E

Program Name: SGH-Z710 GSM1900 Left (Job No. : FD-036)

Procedure Name: Ear/Tilt, Ch.661, Ant.Intenna, Bat.Standard

Procedure Notes: Meas. Ambient Temp(celsius)-22.5, Tissue Temp(celsius)-22.4; Test Date-30/Mar/2006 [OET Bulletin 65-Supplement C, July 2001]

Communication System: GSM 1900; Frequency: 1880 MHz;Duty Cycle: 1:8.3

Medium parameters used: $f = 1880$ MHz; $\sigma = 1.43$ mho/m; $\epsilon_r = 39.2$; $\rho = 1000$ kg/m³

Phantom section: Left Section

DASY4 Configuration:

- Probe: EX3DV4 - SN3537; ConvF(8.04, 8.04, 8.04); Calibrated: 2005-11-22
- Sensor-Surface: 4mm (Mechanical Surface Detection)
- Electronics: DAE3 Sn468; Calibrated: 2006-01-27
- Phantom: PHANTOM #1; Type: SAM; Serial: TP-1143
- Measurement SW: DASY4, V4.6 Build 23; Postprocessing SW: SEMCAD, V1.8 Build 160

Ear/Tilt, Ch.661, Ant.Intenna, Bat.Standard/Zoom Scan (5x5x7)/Cube 0: Measurement grid: dx=8mm, dy=8mm, dz=5mm

Reference Value = 7.78 V/m; Power Drift = 0.052 dB

Peak SAR (extrapolated) = 0.226 W/kg

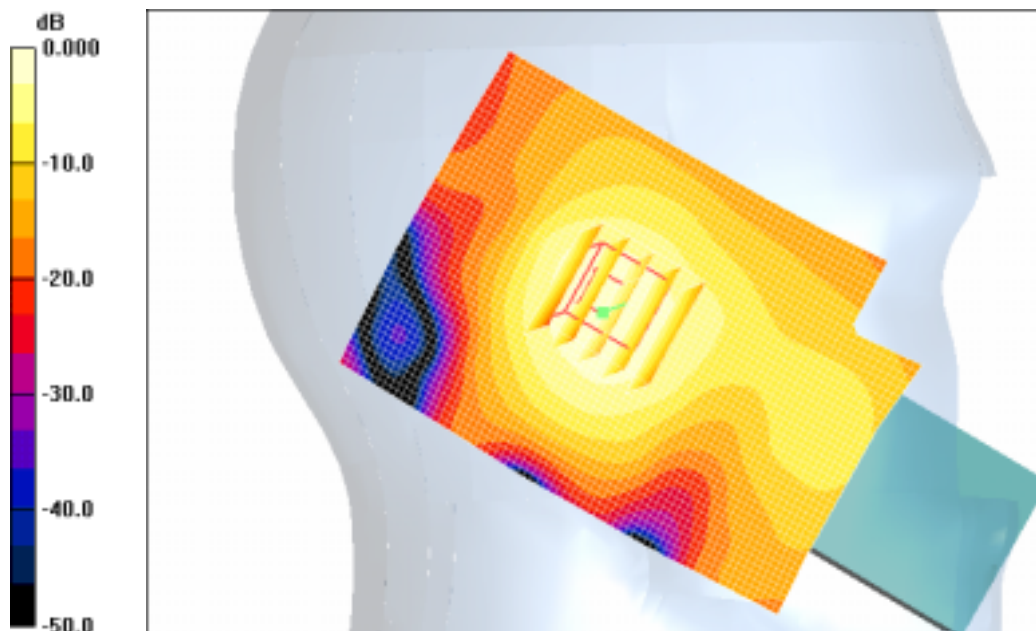
SAR(1 g) = 0.152 mW/g;

Maximum value of SAR (measured) = 0.158 mW/g

Ear/Tilt, Ch.661, Ant.Intenna, Bat.Standard/Area Scan (51x71x1): Measurement grid:

dx=20mm, dy=20mm

Maximum value of SAR (interpolated) = 0.194 mW/g



0 dB = 0.194mW/g

SAMSUNG FCC ID : A3LSGHZ710 1900MHz GSM1900 Head SAR

DUT: SGH-Z710(Body); Serial: FD-036-E

Program Name: SGH-Z710 GSM1900 Body (Job No. : FD-036)

Procedure Name: Body, Ch.810, Ant.Intenna, Bat.Standard

Procedure Notes: Meas. Ambient Temp(celsius) -21.2, Tissue Temp(celsius) -21.3; Test Date -30/Mar/2006 [OET Bulletin 65-Supplement C, July 2001]

Communication System: Body GPRS ; Frequency: 1909.8 MHz; Duty Cycle: 1:4.15
Medium parameters used: $f = 1909.8$ MHz; $\sigma = 1.55$ mho/m; $\epsilon_r = 51.9$; $\rho = 1000$ kg/m³
Phantom section: Flat Section

DASY4 Configuration:

- Probe: EX3DV4 - SN3537; ConvF(7.48, 7.48, 7.48); Calibrated: 2005-11-22
- Sensor-Surface: 4mm (Mechanical Surface Detection)
- Electronics: DAE3 Sn468; Calibrated: 2006-01-27
- Phantom: PHANTOM #2; Type: SAM; Serial: TP-1141
- Measurement SW: DASY4, V4.6 Build 23; Postprocessing SW: SEMCAD, V1.8 Build 160

Body, Ch.810, Ant.Intenna, Bat.Standard/Zoom Scan (5x5x7)/Cube 0: Measurement grid:

$dx=8$ mm, $dy=8$ mm, $dz=5$ mm

Reference Value = 4.94 V/m; Power Drift = 0.183 dB

Peak SAR (extrapolated) = 0.287 W/kg

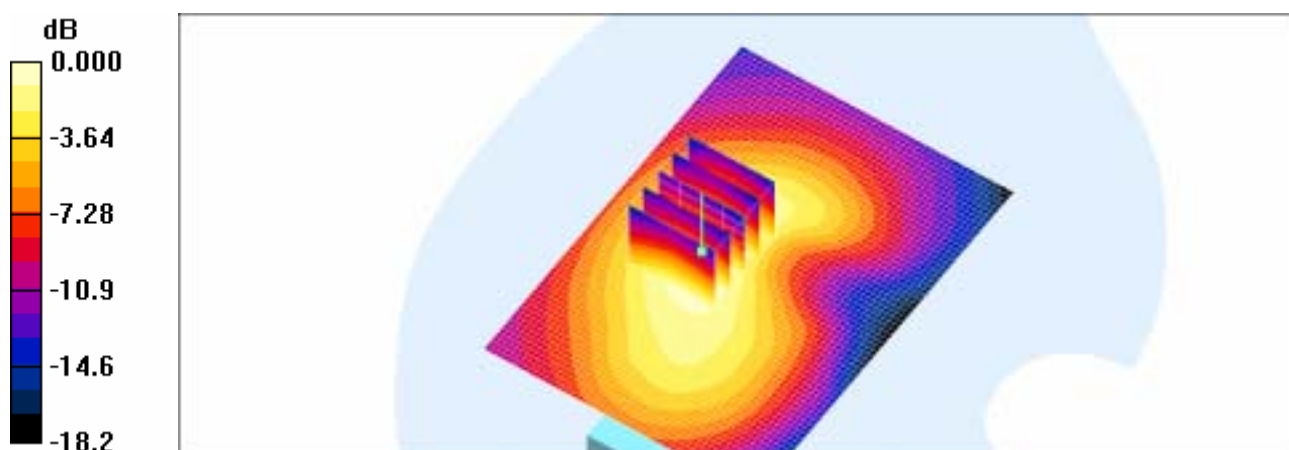
SAR(1 g) = 0.185 mW/g

Maximum value of SAR (measured) = 0.200 mW/g

Body, Ch.810, Ant.Intenna, Bat.Standard/Area Scan (51x71x1): Measurement grid:

$dx=20$ mm, $dy=20$ mm

Maximum value of SAR (interpolated) = 0.206 mW/g



0 dB = 0.206mW/g

SAMSUNG FCC ID : A3LSGHZ710 1900MHz GSM1900 Head SAR

DUT: SGH-Z710; Serial: FD-036-E

Program Name: SGH-Z710 GSM1900 Right (Job No. : FD-036)

Procedure Name: Cheek/Touch, Ch.512, Ant.Intenna, Bat.Standard

Procedure Notes: Meas. Ambient Temp(celsius)-22.5, Tissue Temp(celsius)-22.4; Test Date-30/Mar/2006 [OET Bulletin 65-Supplement C, July 2001]

Communication System: GSM 1900; Frequency: 1850.2 MHz;Duty Cycle: 1:8.3

Medium parameters used: $f = 1850.2$ MHz; $\sigma = 1.43$ mho/m; $\epsilon_r = 39.2$; $\rho = 1000$ kg/m³

Phantom section: Right Section

DASY4 Configuration:

- Probe: EX3DV4 - SN3537; ConvF(8.04, 8.04, 8.04); Calibrated: 2005-11-22
- Sensor-Surface: 4mm (Mechanical Surface Detection)
- Electronics: DAE3 Sn468; Calibrated: 2006-01-27
- Phantom: PHANTOM #1; Type: SAM; Serial: TP-1143
- Measurement SW: DASY4, V4.6 Build 23; Postprocessing SW: SEMCAD, V1.8 Build 160

Cheek/Touch, Ch.512, Ant.Intenna, Bat.Standard/Zoom Scan (5x5x7)/Cube 0:

Measurement grid: dx=8mm, dy=8mm, dz=5mm

Reference Value = 4.54 V/m; Power Drift = 0.095 dB

Peak SAR (extrapolated) = 0.676 W/kg

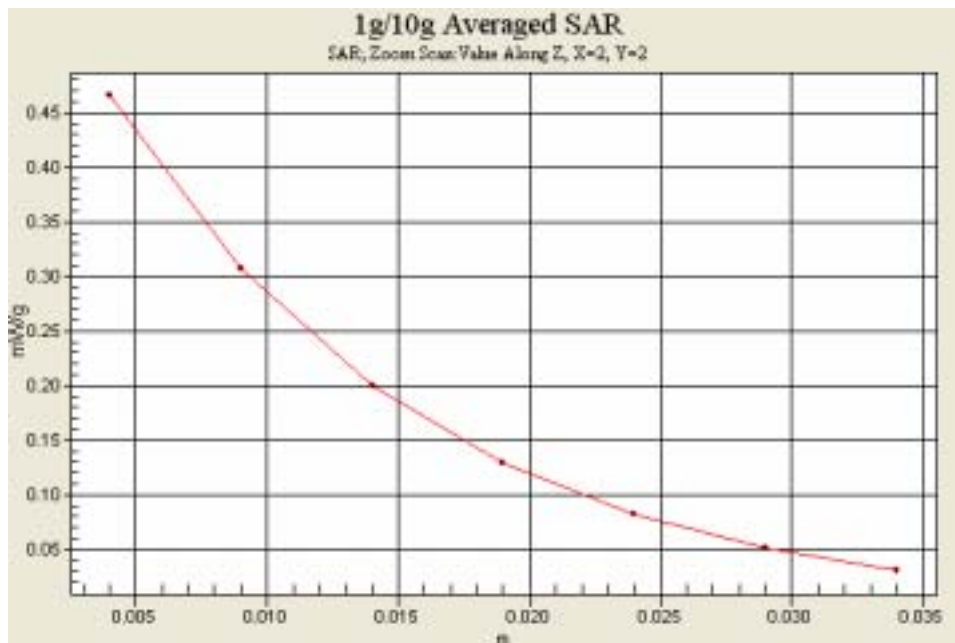
SAR(1 g) = 0.432 mW/g;

Maximum value of SAR (measured) = 0.465 mW/g

Cheek/Touch, Ch.512, Ant.Intenna, Bat.Standard/Area Scan (51x71x1): Measurement

grid: dx=20mm, dy=20mm

Maximum value of SAR (interpolated) = 0.459 mW/g



SAMSUNG FCC ID : A3LSGHZ710 1900MHz PCS Body SAR

DUT: SGH-Z710(Body); Serial: FD-036-E
Program Name: SGH-Z710 GSM1900 Body (Job No. : FD-036)
Procedure Name: Body, Ch.810, Ant.Intenna, Bat.Standard
Procedure Notes: Meas. Ambient Temp(celsius) -21.2, Tissue Temp(celsius) -21.3; Test Date -30/Mar/2006 [OET Bulletin 65-Supplement C, July 2001]

Communication System: Body GPRS ; Frequency: 1909.8 MHz;Duty Cycle: 1:4.15
Medium parameters used: $f = 1909.8$ MHz; $\sigma = 1.55$ mho/m; $\epsilon_r = 51.9$; $\rho = 1000$ kg/m³
Phantom section: Flat Section

- DASY4 Configuration:
- Probe: EX3DV4 - SN3537; ConvF(7.48, 7.48, 7.48); Calibrated: 2005-11-22
 - Sensor-Surface: 4mm (Mechanical Surface Detection)
 - Electronics: DAE3 Sn468; Calibrated: 2006-01-27
 - Phantom: PHANTOM #2; Type: SAM; Serial: TP-1141
 - Measurement SW: DASY4, V4.6 Build 23; Postprocessing SW: SEMCAD, V1.8 Build 160

Body, Ch.810, Ant.Intenna, Bat.Standard/Zoom Scan (5x5x7)/Cube 0: Measurement grid:
dx=8mm, dy=8mm, dz=5mm
Reference Value = 4.94 V/m; Power Drift = 0.183 dB
Peak SAR (extrapolated) = 0.287 W/kg
SAR(1 g) = 0.185 mW/g

Maximum value of SAR (measured) = 0.200 mW/g

Body, Ch.810, Ant.Intenna, Bat.Standard/Area Scan (51x71x1): Measurement grid:
dx=20mm, dy=20mm
Maximum value of SAR (interpolated) = 0.206 mW/g

