

APPENDIX F

Plots of The SAR Measurements

SAMSUNG FCC ID : A3LSGHZ560 - - 1900MHz GSM1900 Head SAR

DUT: SGH-Z560; Serial: FD-048-G

Program Name: SGH-Z560 GSM1900 Right (Job No. : FD-048)

Procedure Name: Cheek/Touch, Ch.512, Ant.Intenna, Bat.Standard

Procedure Notes: Meas.Tissue Temp(celsius)-21.8, Ambient Temp-22.2;Test Date-05/Apr/2006[OET Bulletin 65-Supplement C, July 2001]

Communication System: GSM 1900; Frequency: 1850.2 MHz;Duty Cycle: 1:8.3

Medium parameters used: $f = 1850.2$ MHz; $\sigma = 1.4$ mho/m; $\epsilon_r = 38.8$; $\rho = 1000$ kg/m³

Phantom section: Right Section

DASY4 Configuration:

- Probe: ES3DV3 - SN3080; ConvF(4.92, 4.92, 4.92); Calibrated: 2005-05-26
- Sensor-Surface: 4mm (Mechanical Surface Detection)
- Electronics: DAE3 Sn486; Calibrated: 2005-08-30
- Phantom: SAM PHANTOM #2; Type: SAM; Serial: TP-1248
- Measurement SW: DASY4, V4.6 Build 23; Postprocessing SW: SEMCAD, V1.8 Build 160

Cheek/Touch, Ch.512, Ant.Intenna, Bat.Standard/Area Scan (51x71x1): Measurement grid: dx=20mm, dy=20mm

Maximum value of SAR (interpolated) = 0.137 mW/g

Cheek/Touch, Ch.512, Ant.Intenna, Bat.Standard/Zoom Scan (5x5x7)/Cube 0:


Measurement grid: dx=8mm, dy=8mm, dz=5mm

Reference Value = 1.58 V/m; Power Drift = 0.156 dB

Peak SAR (extrapolated) = 0.173 W/kg

SAR(1 g) = 0.118 mW/g

Maximum value of SAR (measured) = 0.126 mW/g



0 dB = 0.126mW/g

SAMSUNG FCC ID : A3LSGHZ560 - - 1900MHz GSM1900 Head SAR

DUT: SGH-Z560; Serial: FD-048-G

Program Name: SGH-Z560 GSM1900 Right (Job No. : FD-048)

Procedure Name: Ear/Tilt, Ch.661, Ant.Intenna, Bat.Standard

Procedure Notes: Meas.Tissue Temp(celsius)-21.8, Ambient Temp-22.2;Test Date-05/Apr/2006[OET Bulletin 65-Supplement C, July 2001]

Communication System: GSM 1900; Frequency: 1880 MHz;Duty Cycle: 1:8.3

Medium parameters used: $f = 1880$ MHz; $\sigma = 1.4$ mho/m; $\epsilon_r = 38.8$; $\rho = 1000$ kg/m³

Phantom section: Right Section

DASY4 Configuration:

- Probe: ES3DV3 - SN3080; ConvF(4.92, 4.92, 4.92); Calibrated: 2005-05-26
- Sensor-Surface: 4mm (Mechanical Surface Detection)
- Electronics: DAE3 Sn486; Calibrated: 2005-08-30
- Phantom: SAM PHANTOM #2; Type: SAM; Serial: TP-1248
- Measurement SW: DASY4, V4.6 Build 23; Postprocessing SW: SEMCAD, V1.8 Build 160

Ear/Tilt, Ch.661, Ant.Intenna, Bat.Standard/Zoom Scan (5x5x7)/Cube 0: Measurement grid: dx=8mm, dy=8mm, dz=5mm

Reference Value = 1.56 V/m; Power Drift = -0.135 dB

Peak SAR (extrapolated) = 0.017 W/kg


SAR(1 g) = 0.011 mW/g

Maximum value of SAR (measured) = 0.012 mW/g

Ear/Tilt, Ch.661, Ant.Intenna, Bat.Standard/Area Scan (51x71x1): Measurement grid:

dx=20mm, dy=20mm

Maximum value of SAR (interpolated) = 0.015 mW/g



0 dB = 0.015mW/g

SAMSUNG FCC ID : A3LSGHZ560 - - 1900MHz GSM1900 Head SAR

DUT: SGH-Z560; Serial: FD-048-G

Program Name: SGH-Z560 GSM1900 Left (Job No. : FD-048)

Procedure Name: Cheek/Touch, Ch.512, Ant.Intenna, Bat.Standard

Procedure Notes: Meas.Tissue Temp(celsius)-21.8, Ambient Temp-22.2;Test Date-05/Apr/2006[OET Bulletin 65-Supplement C, July 2001]

Communication System: GSM 1900; Frequency: 1850.2 MHz;Duty Cycle: 1:8.3

Medium parameters used: $f = 1850.2$ MHz; $\sigma = 1.4$ mho/m; $\epsilon_r = 38.8$; $\rho = 1000$ kg/m³

Phantom section: Left Section

DASY4 Configuration:

- Probe: ES3DV3 - SN3080; ConvF(4.92, 4.92, 4.92); Calibrated: 2005-05-26
- Sensor-Surface: 4mm (Mechanical Surface Detection)
- Electronics: DAE3 Sn486; Calibrated: 2005-08-30
- Phantom: SAM PHANTOM #2; Type: SAM; Serial: TP-1248
- Measurement SW: DASY4, V4.6 Build 23; Postprocessing SW: SEMCAD, V1.8 Build 160

Cheek/Touch, Ch.512, Ant.Intenna, Bat.Standard/Zoom Scan (5x5x7)/Cube 0:

Measurement grid: dx=8mm, dy=8mm, dz=5mm

Reference Value = 4.63 V/m; Power Drift = -0.121 dB

Peak SAR (extrapolated) = 0.173 W/kg

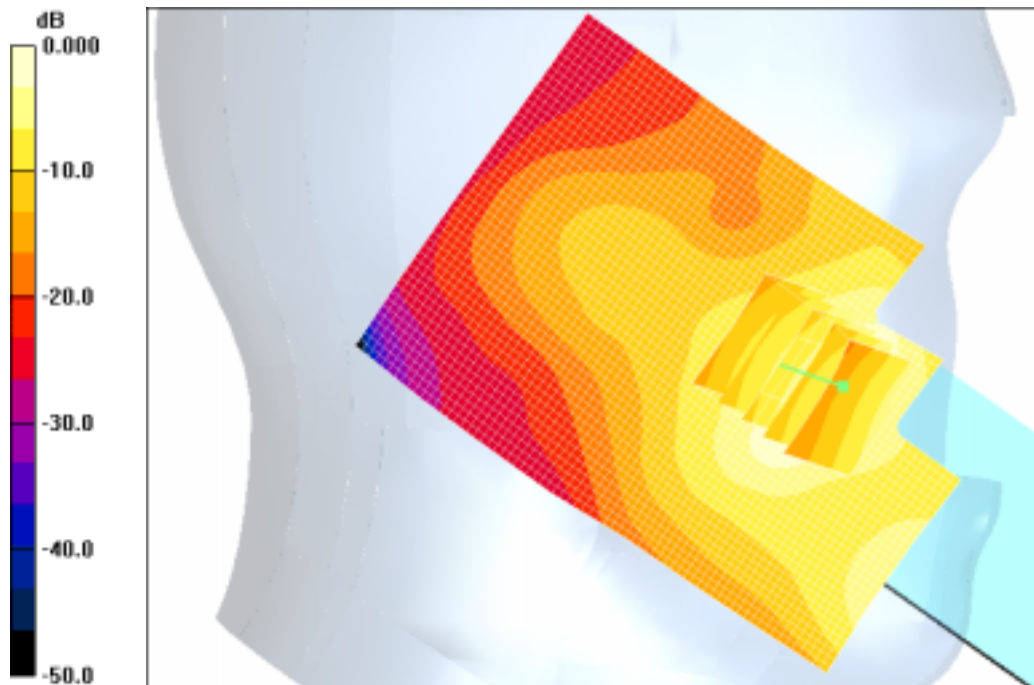
SAR(1 g) = 0.126 mW/g

Maximum value of SAR (measured) = 0.129 mW/g

Cheek/Touch, Ch.512, Ant.Intenna, Bat.Standard/Area Scan (51x71x1): Measurement

grid: dx=20mm, dy=20mm

Maximum value of SAR (interpolated) = 0.143 mW/g



0 dB = 0.143mW/g

SAMSUNG FCC ID : A3LSGHZ560 - - 1900MHz GSM1900 Head SAR

DUT: SGH-Z560; Serial: FD-048-G

Program Name: SGH-Z560 GSM1900 Left (Job No. : FD-048)

Procedure Name: Ear/Tilt, Ch.661, Ant.Intenna, Bat.Standard

Procedure Notes: Meas.Tissue Temp(celsius)-21.8, Ambient Temp-22.2;Test Date-05/Apr/2006[OET Bulletin 65-Supplement C, July 2001]

Communication System: GSM 1900; Frequency: 1880 MHz;Duty Cycle: 1:8.3

Medium parameters used: $f = 1880$ MHz; $\sigma = 1.4$ mho/m; $\epsilon_r = 38.8$; $\rho = 1000$ kg/m³

Phantom section: Left Section

DASY4 Configuration:

- Probe: ES3DV3 - SN3080; ConvF(4.92, 4.92, 4.92); Calibrated: 2005-05-26
- Sensor-Surface: 4mm (Mechanical Surface Detection)
- Electronics: DAE3 Sn486; Calibrated: 2005-08-30
- Phantom: SAM PHANTOM #2; Type: SAM; Serial: TP-1248
- Measurement SW: DASY4, V4.6 Build 23; Postprocessing SW: SEMCAD, V1.8 Build 160

Ear/Tilt, Ch.661, Ant.Intenna, Bat.Standard/Area Scan (51x71x1): Measurement grid:

dx=20mm, dy=20mm

Maximum value of SAR (interpolated) = 0.019 mW/g

Ear/Tilt, Ch.661, Ant.Intenna, Bat.Standard/Zoom Scan (5x5x7)/Cube 0: Measurement


grid: dx=8mm, dy=8mm, dz=5mm

Reference Value = 1.40 V/m; Power Drift = 0.059 dB

Peak SAR (extrapolated) = 0.022 W/kg

SAR(1 g) = 0.015 mW/g

Maximum value of SAR (measured) = 0.015 mW/g



0 dB = 0.015mW/g

SAMSUNG FCC ID : A3LSGHZ560 - - 1900MHz GPRS1900 Body SAR

DUT: SGH-Z560(Body); Serial: FD-048-G

Program Name: SGH-Z560 GSM1900 Body (Job No. : FD-048)

Procedure Name: Body, Ch.512, Ant.Intenna, Bat.Standard With BT ON

Procedure Notes: Meas.Tissue Temp(celsius)-21.9, Ambient Temp-22.0;Test Date-05/Apr/2006[OET Bulletin 65-Supplement C, July 2001]

Communication System: Body GPRS ; Frequency: 1850.2 MHz;Duty Cycle: 1:4.15

Medium parameters used: $f = 1850.2$ MHz; $\sigma = 1.53$ mho/m; $\epsilon_r = 52.4$; $\rho = 1000$ kg/m³

Phantom section: Flat Section

DASY4 Configuration:

- Probe: ES3DV3 - SN3080; ConvF(4.42, 4.42, 4.42); Calibrated: 2005-05-26
- Sensor-Surface: 4mm (Mechanical Surface Detection)
- Electronics: DAE3 Sn486; Calibrated: 2005-08-30
- Phantom: SAM PHANTOM #1; Type: SAM; Serial: TP-1247
- Measurement SW: DASY4, V4.6 Build 23; Postprocessing SW: SEMCAD, V1.8 Build 160

Body, Ch.512, Ant.Intenna, Bat.Standard With BT ON/Zoom Scan (5x5x7)/Cube 0:

Measurement grid: dx=8mm, dy=8mm, dz=5mm

Reference Value = 6.63 V/m; Power Drift = -0.049 dB

Peak SAR (extrapolated) = 0.493 W/kg

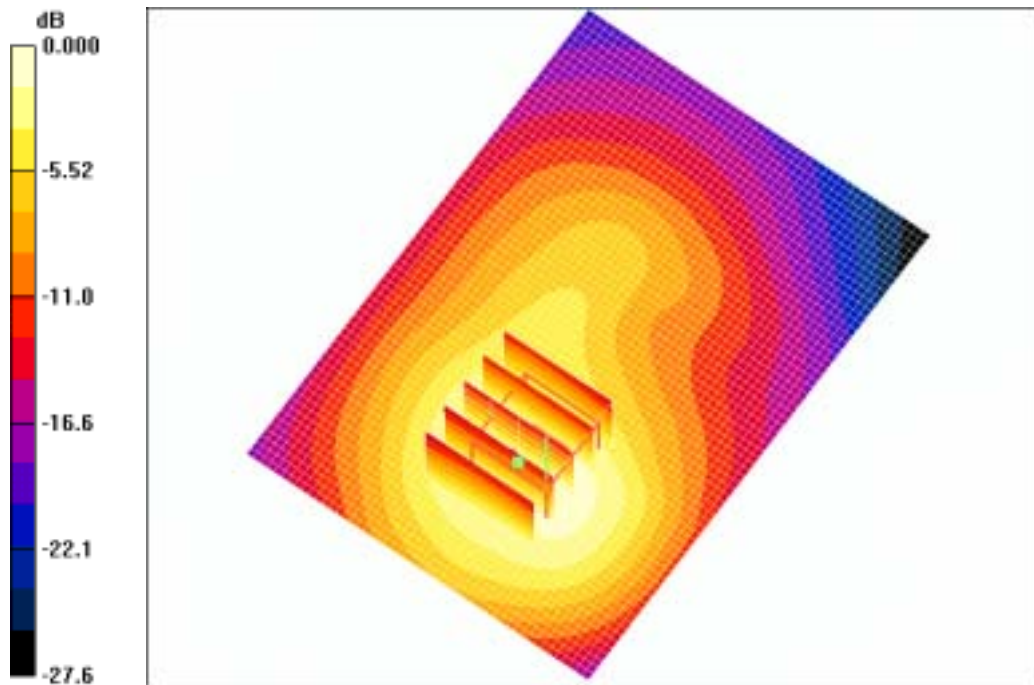
SAR(1 g) = 0.322 mW/g

Maximum value of SAR (measured) = 0.349 mW/g

Body, Ch.512, Ant.Intenna, Bat.Standard With BT ON/Area Scan (51x71x1):

Measurement grid: dx=20mm, dy=20mm

Maximum value of SAR (interpolated) = 0.388 mW/g



0 dB = 0.388mW/g

SAMSUNG FCC ID : A3LSGHZ560 - - 1900MHz GSM1900 Head SAR

DUT: SGH-Z560; Serial: FD-048-G

Program Name: SGH-Z560 GSM1900 Left (Job No. : FD-048)

Procedure Name: Cheek/Touch, Ch.512, Ant.Intenna, Bat.Standard

Procedure Notes: Meas.Tissue Temp(celsius)-21.8, Ambient Temp-22.2;Test Date-05/Apr/2006[OET Bulletin 65-Supplement C, July 2001]

Communication System: GSM 1900; Frequency: 1850.2 MHz;Duty Cycle: 1:8.3

Medium parameters used: $f = 1850.2$ MHz; $\sigma = 1.4$ mho/m; $\epsilon_r = 38.8$; $\rho = 1000$ kg/m³

Phantom section: Left Section

DASY4 Configuration:

- Probe: ES3DV3 - SN3080; ConvF(4.92, 4.92, 4.92); Calibrated: 2005-05-26
- Sensor-Surface: 4mm (Mechanical Surface Detection)
- Electronics: DAE3 Sn486; Calibrated: 2005-08-30
- Phantom: SAM PHANTOM #2; Type: SAM; Serial: TP-1248
- Measurement SW: DASY4, V4.6 Build 23; Postprocessing SW: SEMCAD, V1.8 Build 160

Cheek/Touch, Ch.512, Ant.Intenna, Bat.Standard/Zoom Scan (5x5x7)/Cube 0:

Measurement grid: dx=8mm, dy=8mm, dz=5mm

Reference Value = 4.63 V/m; Power Drift = -0.121 dB

Peak SAR (extrapolated) = 0.173 W/kg

SAR(1 g) = 0.126 mW/g

Maximum value of SAR (measured) = 0.129 mW/g

Cheek/Touch, Ch.512, Ant.Intenna, Bat.Standard/Area Scan (51x71x1): Measurement

grid: dx=20mm, dy=20mm

Maximum value of SAR (interpolated) = 0.143 mW/g



SAMSUNG FCC ID : A3LSGHZ560 - - 1900MHz GSM1900 Body SAR

DUT: SGH-Z560(Body); Serial: FD-048-G

Program Name: SGH-Z560 GSM1900 Body (Job No. : FD-048)

Procedure Name: Body, Ch.512, Ant.Intenna, Bat.Standard With BT ON

Procedure Notes: Meas.Tissue Temp(celsius)-21.9, Ambient Temp-22.0;Test Date-05/Apr/2006[OET Bulletin 65-Supplement C, July 2001]

Communication System: Body GPRS ; Frequency: 1850.2 MHz;Duty Cycle: 1:4.15

Medium parameters used: $f = 1850.2$ MHz; $\sigma = 1.53$ mho/m; $\epsilon_r = 52.4$; $\rho = 1000$ kg/m³

Phantom section: Flat Section

DASY4 Configuration:

- Probe: ES3DV3 - SN3080; ConvF(4.42, 4.42, 4.42); Calibrated: 2005-05-26
- Sensor-Surface: 4mm (Mechanical Surface Detection)
- Electronics: DAE3 Sn486; Calibrated: 2005-08-30
- Phantom: SAM PHANTOM #1; Type: SAM; Serial: TP-1247
- Measurement SW: DASY4, V4.6 Build 23; Postprocessing SW: SEMCAD, V1.8 Build 160

Body, Ch.512, Ant.Intenna, Bat.Standard With BT ON/Zoom Scan (5x5x7)/Cube 0:

Measurement grid: dx=8mm, dy=8mm, dz=5mm

Reference Value = 6.63 V/m; Power Drift = -0.049 dB

Peak SAR (extrapolated) = 0.493 W/kg

SAR(1 g) = 0.322 mW/g

Maximum value of SAR (measured) = 0.349 mW/g

Body, Ch.512, Ant.Intenna, Bat.Standard With BT ON/Area Scan (51x71x1):

Measurement grid: dx=20mm, dy=20mm

Maximum value of SAR (interpolated) = 0.388 mW/g

