SAMSUNG FCC ID : A3LSGHZ540 1900MHz PCS Head SAR

DUT: SGH-Z540; Serial: FC-156-C
Program Name: SGH-Z540 GSM1900 Right (Job No. : FC-156)
Procedure Name: Cheek/Touch, Ch.810, Ant.Intenna, Bat.Standard
Procedure Notes: Meas.Tissue Temp(celsius)-22.2; Ambient Temp - 22.5; Test Date-18/Nov/2005 [OET Bulletin 65-Supplement C, July 2001]

Communication System: GSM 1900; Frequency: 1909.8 MHz;Duty Cycle: 1:8.3
Medium parameters used: f = 1909.8 MHz; σ = 1.4 mho/m; ε_r = 40.1; ρ = 1000 kg/m^3
Phantom section: Right Section

DASY4 Configuration:
- Probe: ET3DV6 - SN1735; ConvF(5.42, 5.42, 5.42); Calibrated: 2005-09-19
- Sensor-Surface: 4mm (Mechanical And Optical Surface Detection)
- Electronics: DAE4 Sn670; Calibrated: 2005-04-05
- Phantom: SAM 1800/1900 MHz; Type: SAM; Serial: TP-1143
- Measurement SW: DASY4, V4.6 Build 23; Postprocessing SW: SEMCAD, V1.8 Build 160

Cheek/Touch, Ch.810, Ant.Intenna, Bat.Standard/Area Scan (81x101x1):
Measurement grid: dx=10mm, dy=10mm
Maximum value of SAR (interpolated) = 0.235 mW/g

Cheek/Touch, Ch.810, Ant.Intenna, Bat.Standard/Zoom Scan (5x5x7)/Cube 0:
Measurement grid: dx=8mm, dy=8mm, dz=5mm
Reference Value = 2.29 V/m; Power Drift = -0.144 dB
Peak SAR (extrapolated) = 0.288 W/kg
SAR(1 g) = 0.214 mW/g

Maximum value of SAR (measured) = 0.232 mW/g



0 dB = 0.232mW/g

SAMSUNG FCC ID : A3LSGHZ540 1900MHz PCS Head SAR

DUT: SGH-Z540; Serial: FC-156-C
Program Name: SGH-Z540 GSM1900 Right (Job No. : FC-156)
Procedure Name: Ear/Tilt, Ch.661, Ant.Intenna, Bat.Standard
Procedure Notes: Meas.Tissue Temp(celsius)-22.2; Ambient Temp - 22.5; Test Date-18/Nov/2005 [OET Bulletin 65-Supplement C, July 2001]

Communication System: GSM 1900; Frequency: 1880 MHz;Duty Cycle: 1:8.3
Medium parameters used: f = 1880 MHz; σ = 1.4 mho/m; ε_r = 40.1; ρ = 1000 kg/m^3
Phantom section: Right Section

DASY4 Configuration:
- Probe: ET3DV6 - SN1735; ConvF(5.42, 5.42, 5.42); Calibrated: 2005-09-19
- Sensor-Surface: 4mm (Mechanical And Optical Surface Detection)
- Electronics: DAE4 Sn670; Calibrated: 2005-04-05
- Phantom: SAM 1800/1900 MHz; Type: SAM; Serial: TP-1143
- Measurement SW: DASY4, V4.6 Build 23; Postprocessing SW: SEMCAD, V1.8 Build 160

Ear/Tilt, Ch.661, Ant.Intenna, Bat.Standard/Zoom Scan (5x5x7)/Cube 0:

Measurement grid: dx=8mm, dy=8mm, dz=5mm
Reference Value = 3.95 V/m; Power Drift = -0.023 dB
Peak SAR (extrapolated) = 0.037 W/kg
SAR(1 g) = 0.027 mW/g
Maximum value of SAR (measured) = 0.028 mW/g

Ear/Tilt, Ch.661, Ant.Intenna, Bat.Standard/Area Scan (51x71x1): Measurement grid: dx=20mm, dy=20mm
Maximum value of SAR (interpolated) = 0.029 mW/g

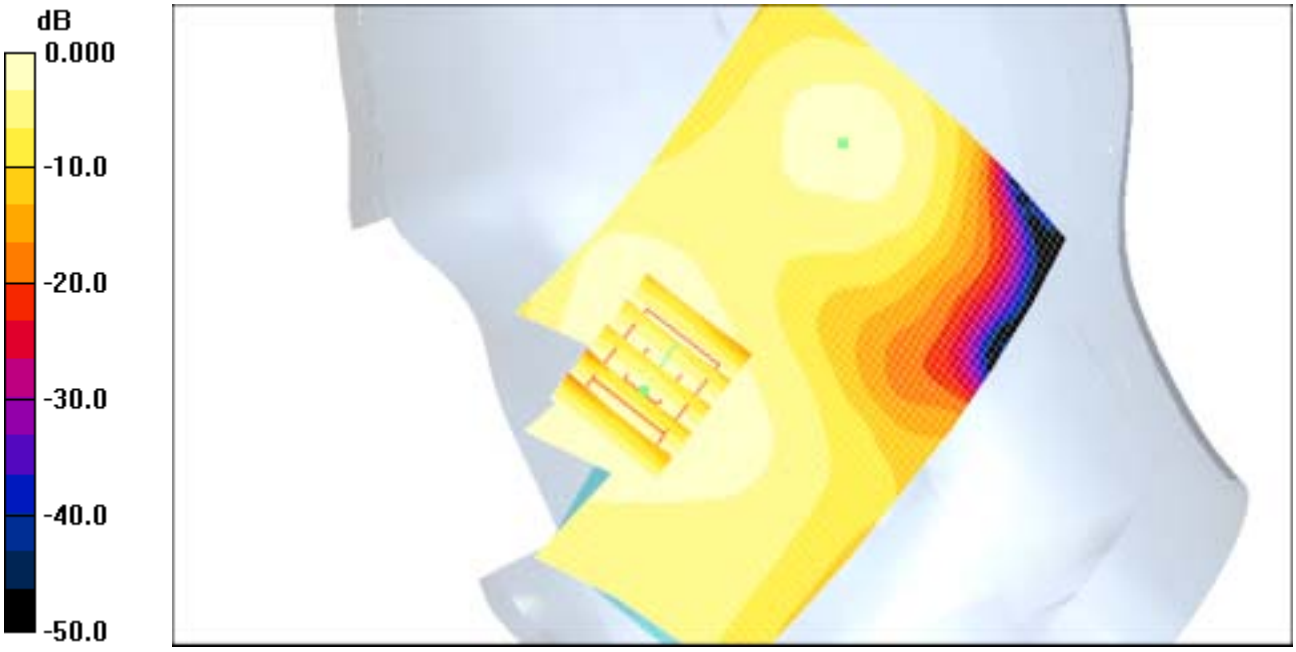

0 dB = 0.029mW/g

SAMSUNG FCC ID : A3LSGHZ540 1900MHz PCS Head SAR

DUT: SGH-Z540; Serial: FC-156-C
Program Name: SGH-Z540 GSM1900 Left (Job No. : FC-156)
Procedure Name: Cheek/Touch, Ch.810, Ant.Intenna, Bat.Standard
Procedure Notes: Meas.Tissue Temp(celsius)-22.2; Ambient Temp - 22.5; Test Date-18/Nov/2005 [OET Bulletin 65-Supplement C, July 2001]

Communication System: GSM 1900; Frequency: 1909.8 MHz;Duty Cycle: 1:8.3
Medium parameters used: f = 1909.8 MHz; σ = 1.4 mho/m; ε_r = 40.1; ρ = 1000 kg/m^3
Phantom section: Left Section

DASY4 Configuration:
- Probe: ET3DV6 - SN1735; ConvF(5.42, 5.42, 5.42); Calibrated: 2005-09-19
- Sensor-Surface: 4mm (Mechanical And Optical Surface Detection)
- Electronics: DAE4 Sn670; Calibrated: 2005-04-05
- Phantom: SAM 1800/1900 MHz; Type: SAM; Serial: TP-1143
- Measurement SW: DASY4, V4.6 Build 23; Postprocessing SW: SEMCAD, V1.8 Build 160

Cheek/Touch, Ch.810, Ant.Intenna, Bat.Standard/Zoom Scan (5x5x7)/Cube 0:

Measurement grid: dx=8mm, dy=8mm, dz=5mm
Reference Value = 3.45 V/m; Power Drift = -0.179 dB
Peak SAR (extrapolated) = 0.523 W/kg
SAR(1 g) = 0.328 mW/g
Maximum value of SAR (measured) = 0.358 mW/g

Cheek/Touch, Ch.810, Ant.Intenna, Bat.Standard/Area Scan (81x101x1):

Measurement grid: dx=10mm, dy=10mm
Maximum value of SAR (interpolated) = 0.371 mW/g

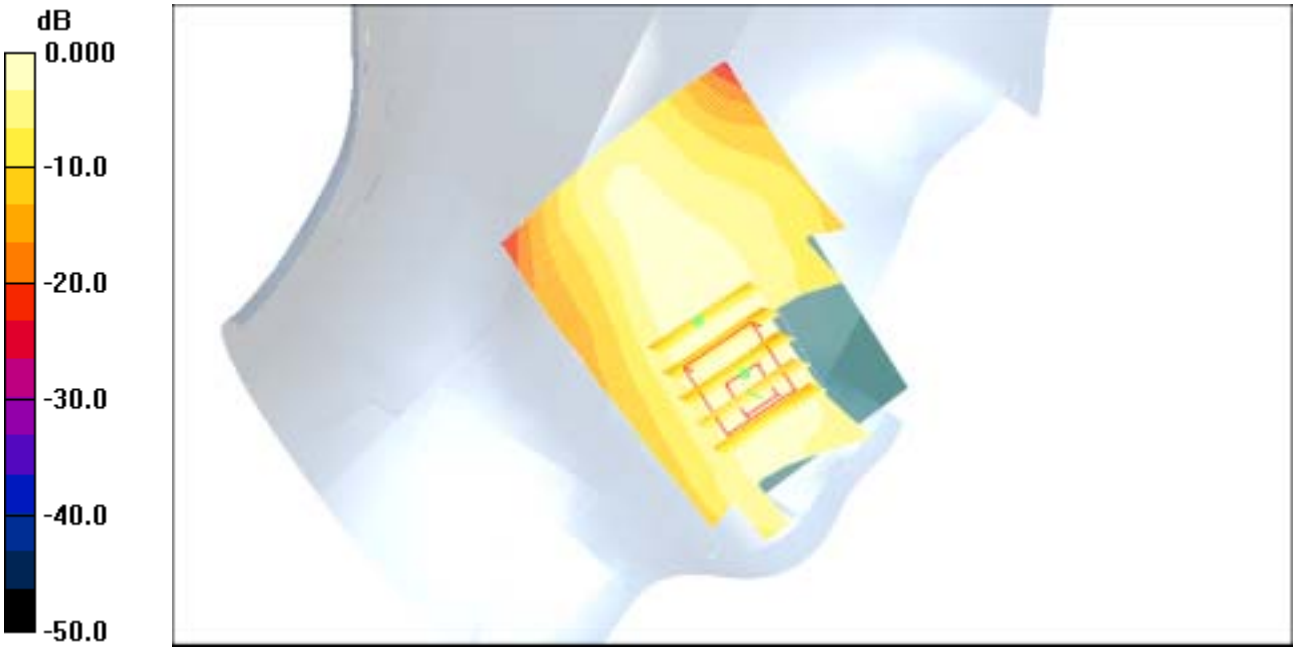

0 dB = 0.371mW/g

SAMSUNG FCC ID : A3LSGHZ540 1900MHz PCS Head SAR

DUT: SGH-Z540; Serial: FC-156-C
Program Name: SGH-Z540 GSM1900 Left (Job No. : FC-156)
Procedure Name: Ear/Tilt, Ch.661, Ant.Intenna, Bat.Standard
Procedure Notes: Meas.Tissue Temp(celsius)-22.2; Ambient Temp - 22.5; Test Date-18/Nov/2005 [OET Bulletin 65-Supplement C, July 2001]

Communication System: GSM 1900; Frequency: 1880 MHz;Duty Cycle: 1:8.3
Medium parameters used: f = 1880 MHz; σ = 1.4 mho/m; ε_r = 40.1; ρ = 1000 kg/m^3
Phantom section: Left Section

DASY4 Configuration:
- Probe: ET3DV6 - SN1735; ConvF(5.42, 5.42, 5.42); Calibrated: 2005-09-19
- Sensor-Surface: 4mm (Mechanical And Optical Surface Detection)
- Electronics: DAE4 Sn670; Calibrated: 2005-04-05
- Phantom: SAM 1800/1900 MHz; Type: SAM; Serial: TP-1143
- Measurement SW: DASY4, V4.6 Build 23; Postprocessing SW: SEMCAD, V1.8 Build 160

Ear/Tilt, Ch.661, Ant.Intenna, Bat.Standard/Area Scan (51x71x1): Measurement grid: dx=20mm, dy=20mm
Maximum value of SAR (interpolated) = 0.046 mW/g

Ear/Tilt, Ch.661, Ant.Intenna, Bat.Standard/Zoom Scan (5x5x7)/Cube 0:
Measurement grid: dx=8mm, dy=8mm, dz=5mm
Reference Value = 5.02 V/m; Power Drift = -0.143 dB
Peak SAR (extrapolated) = 0.060 W/kg
SAR(1 g) = 0.042 mW/g
Maximum value of SAR (measured) = 0.045 mW/g



0 dB = 0.045mW/g

SAMSUNG FCC ID : A3LSGHZ540 1900MHz PCS Head SAR

DUT: SGH-Z540; Serial: FC-156-C
Program Name: SGH-Z540 GSM1900 Left (Job No. : FC-156)
Procedure Name: Cheek/Touch, Ch.810, Ant.Intenna, Bat.Standard with BT ON
Procedure Notes: Meas.Tissue Temp(celsius)-22.2; Ambient Temp - 22.5; Test Date-18/Nov/2005 [OET Bulletin 65-Supplement C, July 2001]

Communication System: GSM 1900; Frequency: 1909.8 MHz;Duty Cycle: 1:8.3
Medium parameters used: f = 1909.8 MHz; σ = 1.4 mho/m; ε_r = 40.1; ρ = 1000 kg/m^3
Phantom section: Left Section

DASY4 Configuration:
- Probe: ET3DV6 - SN1735; ConvF(5.42, 5.42, 5.42); Calibrated: 2005-09-19
- Sensor-Surface: 4mm (Mechanical And Optical Surface Detection)
- Electronics: DAE4 Sn670; Calibrated: 2005-04-05
- Phantom: SAM 1800/1900 MHz; Type: SAM; Serial: TP-1143
- Measurement SW: DASY4, V4.6 Build 23; Postprocessing SW: SEMCAD, V1.8 Build 160

Cheek/Touch, Ch.810, Ant.Intenna, Bat.Standard with BT ON/Area Scan (81x101x1): Measurement grid: dx=10mm, dy=10mm
Maximum value of SAR (interpolated) = 0.353 mW/g

Cheek/Touch, Ch.810, Ant.Intenna, Bat.Standard with BT ON/Zoom Scan (5x5x7)/Cube 0: Measurement grid: dx=8mm, dy=8mm, dz=5mm
Reference Value = 3.77 V/m; Power Drift = -0.171 dB
Peak SAR (extrapolated) = 0.469 W/kg
SAR(1 g) = 0.301 mW/g
Maximum value of SAR (measured) = 0.325 mW/g



0 dB = 0.325mW/g

SAMSUNG FCC ID : A3LSGHZ540 1900MHz PCS Body SAR

DUT: SGH-Z540(Body); Serial: FC-156-C
Program Name: SGH-Z540 GSM1900 Body (Job No. : FC-156)
Procedure Name: Body, Ch.512, Ant.Intenna, Bat.Standard
Procedure Notes: Meas.Tissue Temp(celsius)-21.4; Ambient Temp: 22.3 Test Date-18/Nov/2005
[OET Bulletin 65-Supplement C, July 2001]

Communication System: GSM1900 GPRS; Frequency: 1850.2 MHz;Duty Cycle: 1:4.15
Medium parameters used: f = 1850.2 MHz; σ = 1.49 mho/m; ε_r = 51.7; ρ = 1000 kg/m^3
Phantom section: Flat Section

DASY4 Configuration:
- Probe: ET3DV6 - SN1735; ConvF(4.46, 4.46, 4.46); Calibrated: 2005-09-19
- Sensor-Surface: 4mm (Mechanical And Optical Surface Detection)
- Electronics: DAE4 Sn670; Calibrated: 2005-04-05
- Phantom: SAM 835/900 MHz; Type: SAM; Serial: TP-1141
- Measurement SW: DASY4, V4.6 Build 23; Postprocessing SW: SEMCAD, V1.8 Build 160

Body, Ch.512, Ant.Intenna, Bat.Standard/Zoom Scan (5x5x7)/Cube 0: Measurement grid: dx=8mm, dy=8mm, dz=5mm
Reference Value = 14.8 V/m; Power Drift = 0.094 dB
Peak SAR (extrapolated) = 0.777 W/kg
SAR(1 g) = 0.512 mW/g
Maximum value of SAR (measured) = 0.551 mW/g

Body, Ch.512, Ant.Intenna, Bat.Standard/Area Scan (51x71x1): Measurement grid: dx=20mm, dy=20mm
Maximum value of SAR (interpolated) = 0.511 mW/g

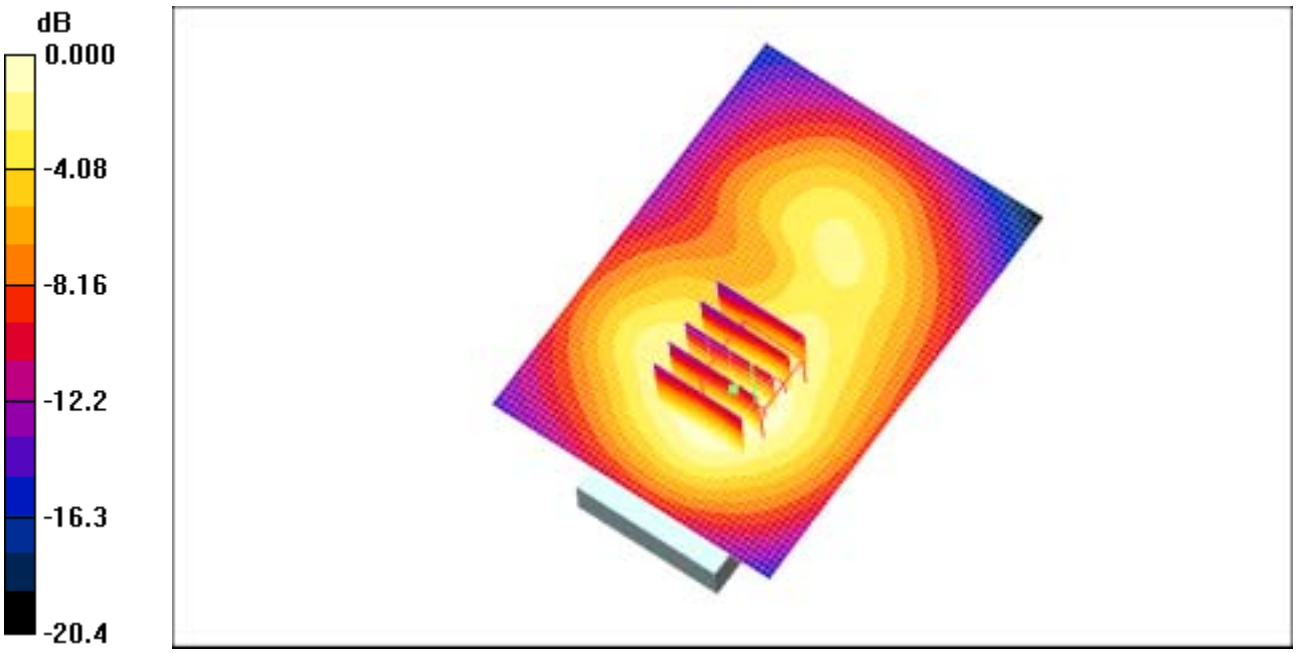

0 dB = 0.511mW/g

SAMSUNG FCC ID : A3LSGHZ540 1900MHz PCS Body SAR

DUT: SGH-Z540(Body); Serial: FC-156-C
Program Name: SGH-Z540 GSM1900 Body (Job No. : FC-156)
Procedure Name: Body, Ch.512, Ant.Intenna, Bat.Standard With BT ON
Procedure Notes: Meas.Tissue Temp(celsius)-21.4; Ambient Temp: 22.3 Test Date-18/Nov/2005
[OET Bulletin 65-Supplement C, July 2001]

Communication System: GSM1900 GPRS; Frequency: 1850.2 MHz;Duty Cycle: 1:4.15
Medium parameters used: f = 1850.2 MHz; σ = 1.49 mho/m; ε_r = 51.7; ρ = 1000 kg/m^3
Phantom section: Flat Section

DASY4 Configuration:
- Probe: ET3DV6 - SN1735; ConvF(4.46, 4.46, 4.46); Calibrated: 2005-09-19
- Sensor-Surface: 4mm (Mechanical And Optical Surface Detection)
- Electronics: DAE4 Sn670; Calibrated: 2005-04-05
- Phantom: SAM 835/900 MHz; Type: SAM; Serial: TP-1141
- Measurement SW: DASY4, V4.6 Build 23; Postprocessing SW: SEMCAD, V1.8 Build 160

Body, Ch.512, Ant.Intenna, Bat.Standard With BT ON/Area Scan (51x71x1):
Measurement grid: dx=20mm, dy=20mm
Maximum value of SAR (interpolated) = 0.559 mW/g

Body, Ch.512, Ant.Intenna, Bat.Standard With BT ON/Zoom Scan (5x5x7)/Cube 0:
Measurement grid: dx=8mm, dy=8mm, dz=5mm
Reference Value = 14.6 V/m; Power Drift = 0.048 dB
Peak SAR (extrapolated) = 0.747 W/kg
SAR(1 g) = 0.489 mW/g
Maximum value of SAR (measured) = 0.526 mW/g

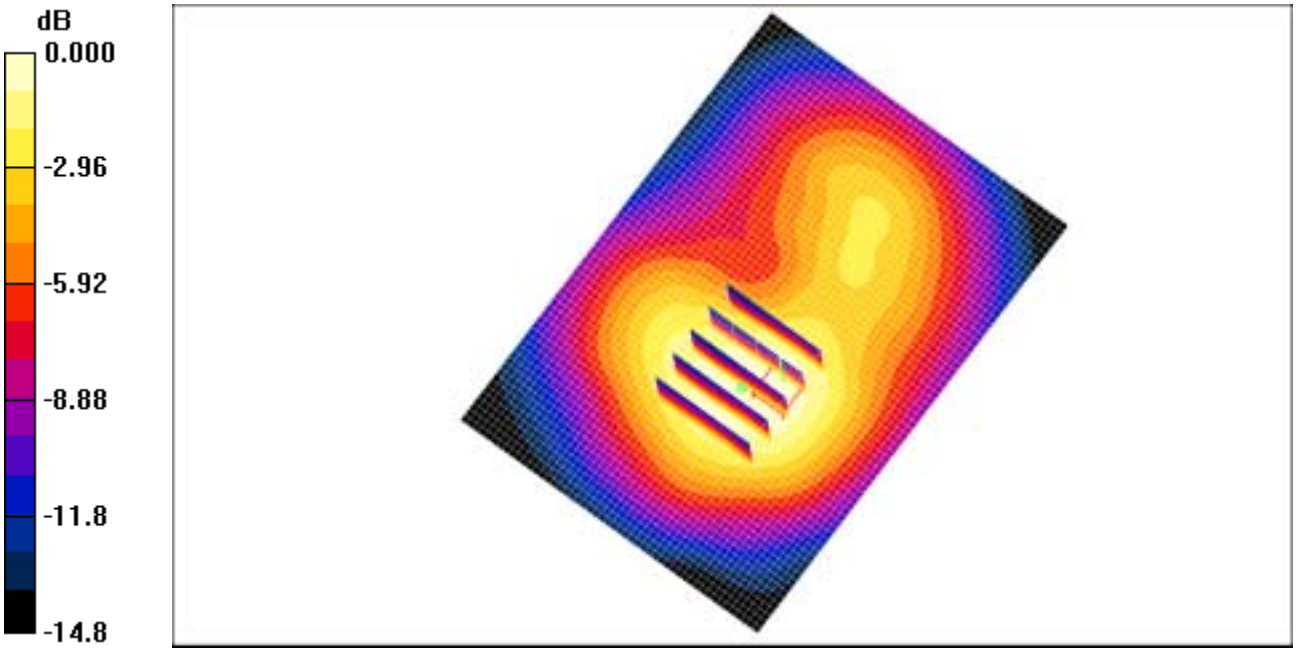

0 dB = 0.526mW/g

SAMSUNG FCC ID : A3LSGHZ540 1900MHz PCS Head SAR

DUT: SGH-Z540; Serial: FC-156-C
Program Name: SGH-Z540 GSM1900 Left (Job No. : FC-156)
Procedure Name: Cheek/Touch, Ch.810, Ant.Intenna, Bat.Standard
Procedure Notes: Meas.Tissue Temp(celsius)-22.2; Ambient Temp - 22.5; Test Date-18/Nov/2005 [OET Bulletin 65-Supplement C, July 2001]

Communication System: GSM 1900; Frequency: 1909.8 MHz;Duty Cycle: 1:8.3
Medium parameters used: f = 1909.8 MHz; σ = 1.4 mho/m; ε_r = 40.1; ρ = 1000 kg/m^3
Phantom section: Left Section

DASY4 Configuration:
- Probe: ET3DV6 - SN1735; ConvF(5.42, 5.42, 5.42); Calibrated: 2005-09-19
- Sensor-Surface: 4mm (Mechanical And Optical Surface Detection)
- Electronics: DAE4 Sn670; Calibrated: 2005-04-05
- Phantom: SAM 1800/1900 MHz; Type: SAM; Serial: TP-1143
- Measurement SW: DASY4, V4.6 Build 23; Postprocessing SW: SEMCAD, V1.8 Build 160

Cheek/Touch, Ch.810, Ant.Intenna, Bat.Standard/Area Scan (81x101x1):

Measurement grid: dx=10mm, dy=10mm
Maximum value of SAR (interpolated) = 0.371 mW/g

Cheek/Touch, Ch.810, Ant.Intenna, Bat.Standard/Zoom Scan (5x5x7)/Cube 0:

Measurement grid: dx=8mm, dy=8mm, dz=5mm
Reference Value = 3.45 V/m; Power Drift = -0.179 dB
Peak SAR (extrapolated) = 0.523 W/kg
SAR(1 g) = 0.328 mW/g
Maximum value of SAR (measured) = 0.358 mW/g

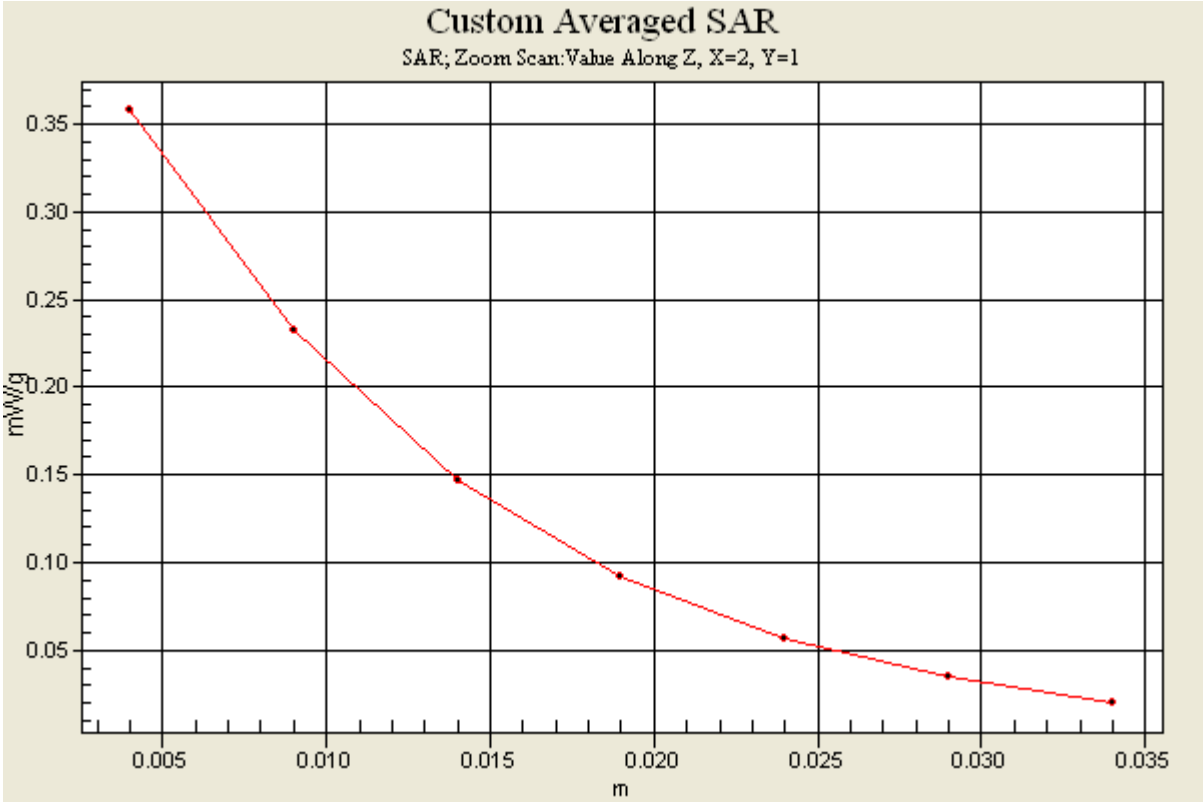

SAMSUNG FCC ID : A3LSGHZ540 1900MHz PCS Head SAR

DUT: SGH-Z540; Serial: FC-156-C
Program Name: SGH-Z540 GSM1900 Left (Job No. : FC-156)
Procedure Name: Cheek/Touch, Ch.810, Ant.Intenna, Bat.Standard with BT ON
Procedure Notes: Meas.Tissue Temp(celsius)-22.2; Ambient Temp - 22.5; Test Date-18/Nov/2005 [OET Bulletin 65-Supplement C, July 2001]

Communication System: GSM 1900; Frequency: 1909.8 MHz;Duty Cycle: 1:8.3
Medium parameters used: f = 1909.8 MHz; σ = 1.4 mho/m; ε_r = 40.1; ρ = 1000 kg/m^3
Phantom section: Left Section

DASY4 Configuration:
- Probe: ET3DV6 - SN1735; ConvF(5.42, 5.42, 5.42); Calibrated: 2005-09-19
- Sensor-Surface: 4mm (Mechanical And Optical Surface Detection)
- Electronics: DAE4 Sn670; Calibrated: 2005-04-05
- Phantom: SAM 1800/1900 MHz; Type: SAM; Serial: TP-1143
- Measurement SW: DASY4, V4.6 Build 23; Postprocessing SW: SEMCAD, V1.8 Build 160

Cheek/Touch, Ch.810, Ant.Intenna, Bat.Standard with BT ON/Area Scan (81x101x1): Measurement grid: dx=10mm, dy=10mm
Maximum value of SAR (interpolated) = 0.353 mW/g

Cheek/Touch, Ch.810, Ant.Intenna, Bat.Standard with BT ON/Zoom Scan (5x5x7)/Cube 0: Measurement grid: dx=8mm, dy=8mm, dz=5mm
Reference Value = 3.77 V/m; Power Drift = -0.171 dB
Peak SAR (extrapolated) = 0.469 W/kg
SAR(1 g) = 0.301 mW/g
Maximum value of SAR (measured) = 0.325 mW/g

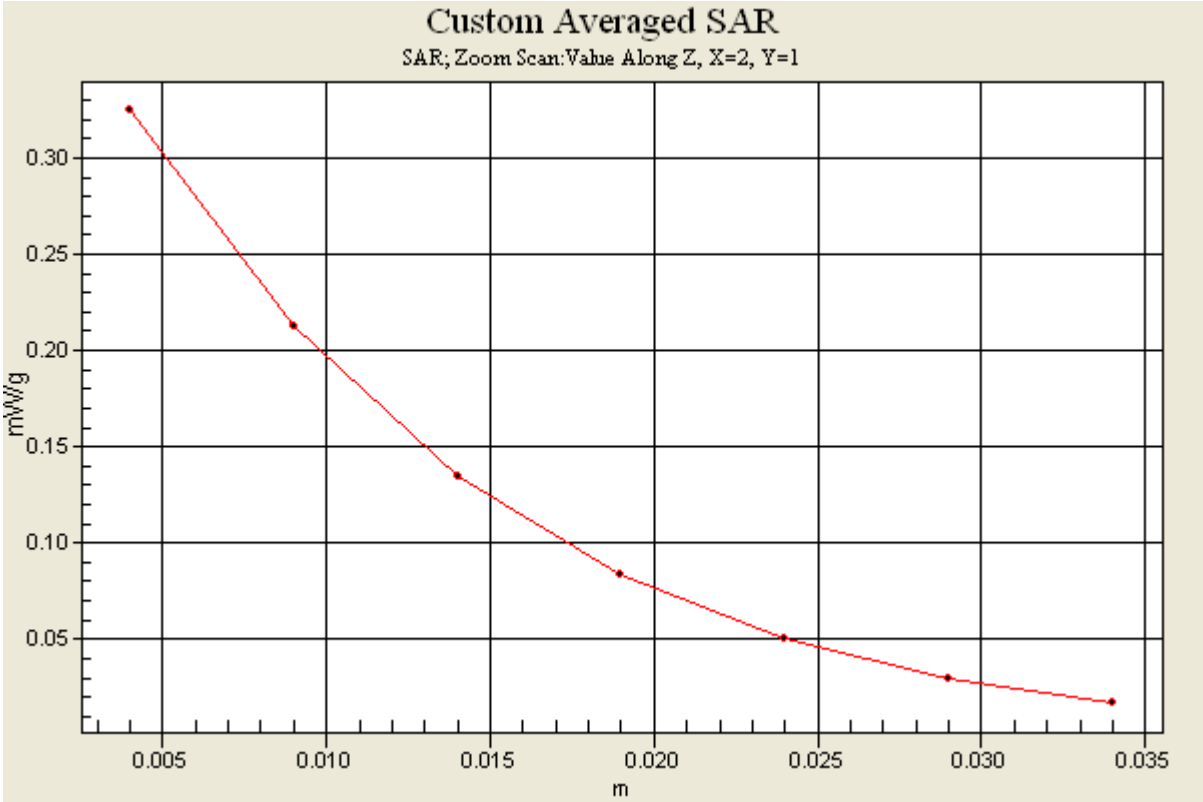

SAMSUNG FCC ID : A3LSGHZ540 1900MHz PCS Head SAR

DUT: SGH-Z540(Body); Serial: FC-156-C
Program Name: SGH-Z540 GSM1900 Body (Job No. : FC-156)
Procedure Name: Body, Ch.512, Ant.Intenna, Bat.Standard
Procedure Notes: Meas.Tissue Temp(celsius)-21.4; Ambient Temp: 22.3 Test Date-18/Nov/2005
[OET Bulletin 65-Supplement C, July 2001]

Communication System: GSM1900 GPRS; Frequency: 1850.2 MHz;Duty Cycle: 1:4.15
Medium parameters used: f = 1850.2 MHz; σ = 1.49 mho/m; ε_r = 51.7; ρ = 1000 kg/m^3
Phantom section: Flat Section

DASY4 Configuration:
- Probe: ET3DV6 - SN1735; ConvF(4.46, 4.46, 4.46); Calibrated: 2005-09-19
- Sensor-Surface: 4mm (Mechanical And Optical Surface Detection)
- Electronics: DAE4 Sn670; Calibrated: 2005-04-05
- Phantom: SAM 835/900 MHz; Type: SAM; Serial: TP-1141
- Measurement SW: DASY4, V4.6 Build 23; Postprocessing SW: SEMCAD, V1.8 Build 160

Body, Ch.512, Ant.Intenna, Bat.Standard/Area Scan (51x71x1): Measurement grid: dx=20mm, dy=20mm
Maximum value of SAR (interpolated) = 0.511 mW/g

Body, Ch.512, Ant.Intenna, Bat.Standard/Zoom Scan (5x5x7)/Cube 0: Measurement grid: dx=8mm, dy=8mm, dz=5mm
Reference Value = 14.8 V/m; Power Drift = 0.094 dB
Peak SAR (extrapolated) = 0.777 W/kg
SAR(1 g) = 0.512 mW/g
Maximum value of SAR (measured) = 0.551 mW/g

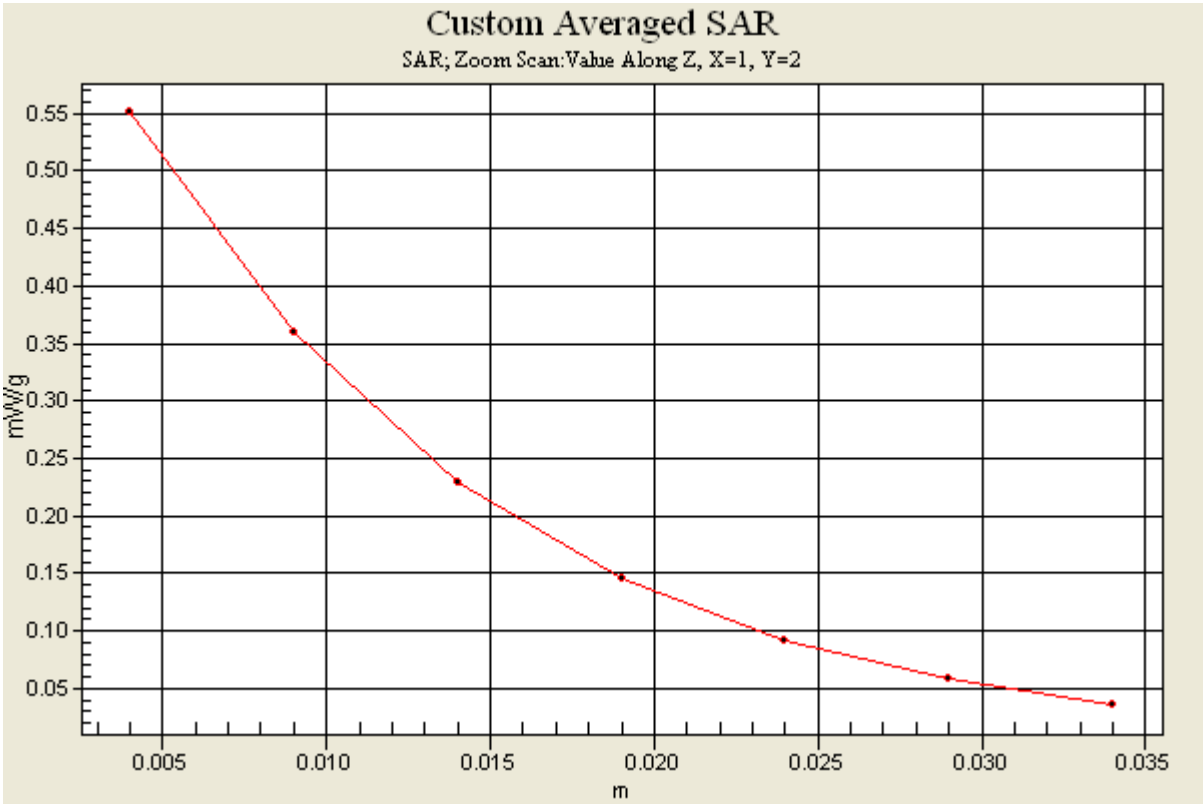

SAMSUNG FCC ID : A3LSGHZ540 1900MHz PCS Body SAR

DUT: SGH-Z540(Body); Serial: FC-156-C
Program Name: SGH-Z540 GSM1900 Body (Job No. : FC-156)
Procedure Name: Body, Ch.512, Ant.Intenna, Bat.Standard With BT ON
Procedure Notes: Meas.Tissue Temp(celsius)-21.4; Ambient Temp: 22.3 Test Date-18/Nov/2005
[OET Bulletin 65-Supplement C, July 2001]

Communication System: GSM1900 GPRS; Frequency: 1850.2 MHz;Duty Cycle: 1:4.15
Medium parameters used: f = 1850.2 MHz; σ = 1.49 mho/m; ε_r = 51.7; ρ = 1000 kg/m^3
Phantom section: Flat Section

DASY4 Configuration:
- Probe: ET3DV6 - SN1735; ConvF(4.46, 4.46, 4.46); Calibrated: 2005-09-19
- Sensor-Surface: 4mm (Mechanical And Optical Surface Detection)
- Electronics: DAE4 Sn670; Calibrated: 2005-04-05
- Phantom: SAM 835/900 MHz; Type: SAM; Serial: TP-1141
- Measurement SW: DASY4, V4.6 Build 23; Postprocessing SW: SEMCAD, V1.8 Build 160

Body, Ch.512, Ant.Intenna, Bat.Standard With BT ON/Area Scan (51x71x1):

Measurement grid: dx=20mm, dy=20mm
Maximum value of SAR (interpolated) = 0.559 mW/g

Body, Ch.512, Ant.Intenna, Bat.Standard With BT ON/Zoom Scan (5x5x7)/Cube 0:
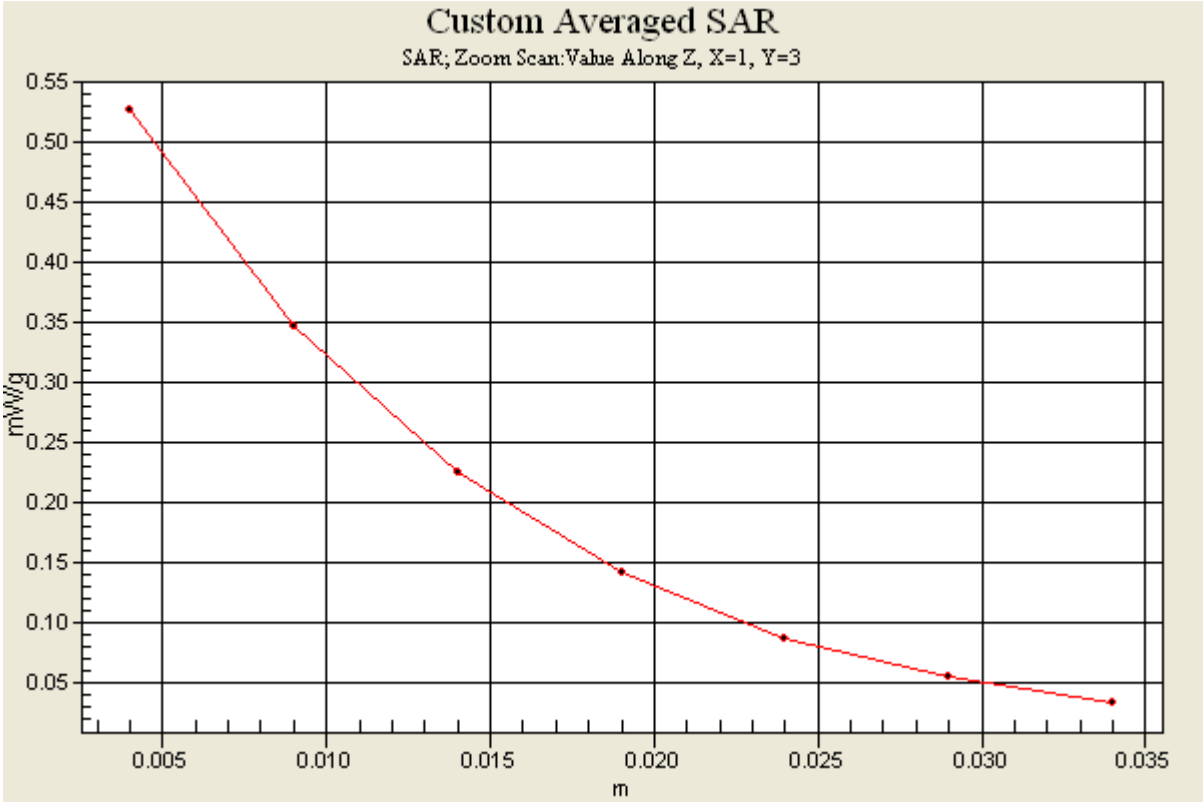
Measurement grid: dx=8mm, dy=8mm, dz=5mm
Reference Value = 14.6 V/m; Power Drift = 0.048 dB
Peak SAR (extrapolated) = 0.747 W/kg
SAR(1 g) = 0.489 mW/g
Maximum value of SAR (measured) = 0.526 mW/g