




APPENDIX D: SAR TEST SETUP PHOTOGRAPHS



| | | | | |
|---|---|------------------------------|---|--|
| FCC ID: A3LSGHT889 |  | SAR EVALUATION REPORT |  | Reviewed by: Quality Manager |
| Test Dates: 08/23/12 - 09/05/12 | DUT Type: Portable Handset | | | Page D1 of D7 |



SAR Test Setup Photo 1 – Right Cheek




SAR Test Setup Photo 2 – Right Tilt



| | | | | |
|---|---|------------------------------|---|--|
| FCC ID: A3LSGHT889 |  | SAR EVALUATION REPORT |  | Reviewed by: Quality Manager |
| Test Dates: 08/23/12 - 09/05/12 | DUT Type: Portable Handset | | | Page D2 of D7 |



SAR Test Setup Photo 3 – Left Cheek



SAR Test Setup Photo 4 – Left Tilt



| | | | | |
|---|---|------------------------------|---|--|
| FCC ID: A3LSGHT889 |  | SAR EVALUATION REPORT |  | Reviewed by: Quality Manager |
| Test Dates: 08/23/12 - 09/05/12 | DUT Type: Portable Handset | | | Page D3 of D7 |



SAR Test Setup Photo 5 – Back Side at 1.0 cm



SAR Test Setup Photo 6 – Front Side at 1.0 cm



| | | | | |
|---|---|------------------------------|---|--|
| FCC ID: A3LSGHT889 |  | SAR EVALUATION REPORT |  | Reviewed by: Quality Manager |
| Test Dates: 08/23/12 - 09/05/12 | DUT Type: Portable Handset | | | Page D4 of D7 |




SAR Test Setup Photo 7 – Top Edge at 1.0 cm




SAR Test Setup Photo 8 – Bottom Edge at 1.0 cm



| | | | | |
|---|---|------------------------------|---|--|
| FCC ID: A3LSGHT889 |  | SAR EVALUATION REPORT |  | Reviewed by: Quality Manager |
| Test Dates: 08/23/12 - 09/05/12 | DUT Type: Portable Handset | | | Page D5 of D7 |



SAR Test Setup Photo 9 – Right Edge at 1.0 cm





SAR Test Setup Photo 10 – Left Edge at 1.0 cm

| | | | | |
|---|---|------------------------------|---|--|
| FCC ID: A3LSGHT889 |  | SAR EVALUATION REPORT |  | Reviewed by: Quality Manager |
| Test Dates: 08/23/12 - 09/05/12 | DUT Type: Portable Handset | | | Page D6 of D7 |



SAR Test Setup Photo 11 – Body-worn at 1.0 cm

Note: Headset cable is connected to the device during some body-worn SAR assessments, as seen above

| | | | | |
|---|---|------------------------------|---|--|
| FCC ID: A3LSGHT889 |  | SAR EVALUATION REPORT |  | Reviewed by: Quality Manager |
| Test Dates: 08/23/12 - 09/05/12 | DUT Type: Portable Handset | | | Page D7 of D7 |