





## 13. TEST SETUP PHOTOGRAPHS




**Figure 13-1**  
**Test Setup for Wireless Device**





**Figure 13-2**  
**Test Setup for Wireless Device**

<b>FCC ID:</b> A3LSGHT839		<b>HAC (T-COIL) TEST REPORT</b>		<b>Reviewed by:</b> Quality Manager
<b>Filename:</b> 0Y1102250385.A3L	<b>Test Dates:</b> 3/3/11 - 3/4/11	<b>EUT Type:</b> 850/1900 GSM/GPRS/EDGE and 1700 WCDMA/HSPA Phone with BT and WLAN		Page 37 of 38



**Figure 13-3**  
**T-Coil Scan Overlay Magnetic Field Distributions**

Note: Final measurement locations are indicated by a cursor on the contour plots.

<b>FCC ID:</b> A3LSGHT839		<b>HAC (T-COIL) TEST REPORT</b>		<b>Reviewed by:</b> Quality Manager
<b>Filename:</b> 0Y1102250385.A3L	<b>Test Dates:</b> 3/3/11 - 3/4/11	<b>EUT Type:</b> 850/1900 GSM/GPRS/EDGE and 1700 WCDMA/HSPA Phone with BT and WLAN		Page 38 of 38