





## 17. TEST PHOTOGRAPHS

See following Attached Pages for setup photographs.



<b>FCC ID:</b> A3LSGHT839		<b>HAC (RF EMISSIONS) TEST REPORT</b>		<b>Reviewed by:</b> Quality Manager
<b>Filename:</b> 0Y1102250384.A3L	<b>Test Dates:</b> 2/28/11 - 3/3/11	<b>EUT Type:</b> 850/1900 GSM/GPRS/EDGE and 1700 WCDMA/HSPA Phone with BT and WLAN	Page 78 of 80	



**Figure 17-1**  
**Ear Reference Point HAC Phantom Alignment**



**Figure 17-2**  
**HAC Phantom Plane Alignment**

FCC ID: A3LSGHT839		<b>HAC (RF EMISSIONS)</b> <b>TEST REPORT</b>		<b>Reviewed by:</b> Quality Manager
<b>Filename:</b> 0Y1102250384.A3L	<b>Test Dates:</b> 2/28/11 - 3/3/11	<b>EUT Type:</b> 850/1900 GSM/GPRS/EDGE and 1700 WCDMA/HSPA Phone with BT and WLAN		Page 79 of 80

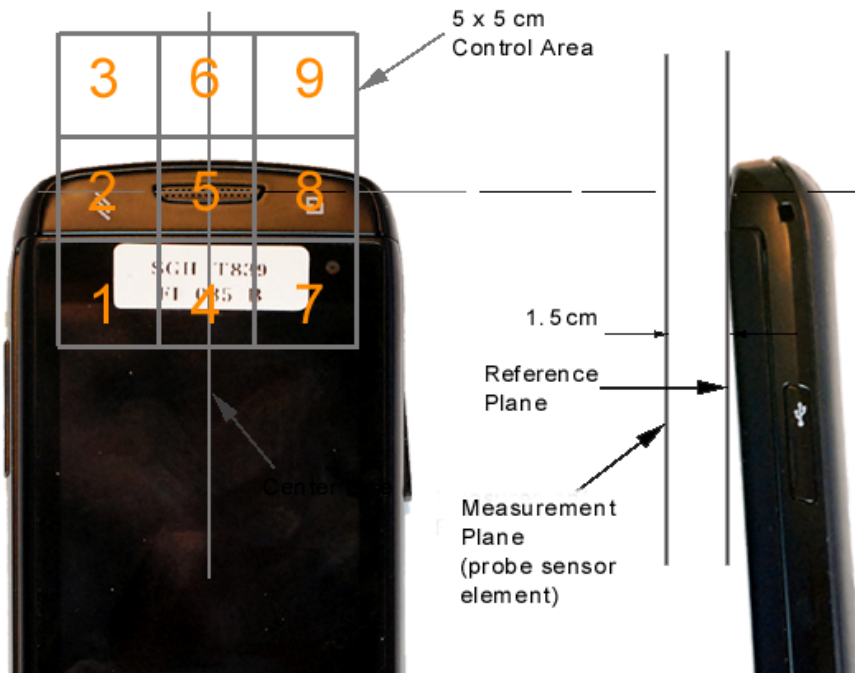


Figure 17-3 5x5 Scan grid above WD



Figure 17-4 E-Field WD Scan overlay



Figure 17-5 H-Field WD Scan overlay

FCC ID: A3LSGHT839		HAC (RF EMISSIONS) TEST REPORT		Reviewed by: Quality Manager
Filename: 0Y1102250384.A3L	Test Dates: 2/28/11 - 3/3/11	EUT Type: 850/1900 GSM/GPRS/EDGE and 1700 WCDMA/HSPA Phone with BT and WLAN		Page 80 of 80