

13. TEST SETUP PHOTOGRAPHS






Figure 13-1
Test Setup for Wireless Device



Figure 13-2
Test Setup for Wireless Device

FCC ID: A3LSGHT659	 HAC (T-COIL) TEST REPORT 		Reviewed by: Quality Manager
Filename: 0906151222.A3L	Test Dates: 6/16/2009	EUT Type: 850/1900 GSM/GPRS/EDGE and AWS WCDMA Phone with Bluetooth	Page 37 of 38





Axial

Radial H (Transverse)

Radial V (Longitudinal)

**Figure 13-3
T-Coil Scan Overlay Magnetic Field Distributions**

Note: Final measurement locations are indicated by a cursor on the contour plots.

FCC ID: A3LSGHT659	 HAC (T-COIL) TEST REPORT 		Reviewed by: Quality Manager
Filename: 0906151222.A3L	Test Dates: 6/16/2009	EUT Type: 850/1900 GSM/GPRS/EDGE and AWS WCDMA Phone with Bluetooth	Page 38 of 38