



16. TEST PHOTOGRAPHS

See following Attached Pages for setup photographs.

FCC ID: A3LSGHT255G	 PCTEST ENGINEERING LABORATORY, INC.	HAC (RF EMISSIONS) TEST REPORT		Reviewed by: Quality Manager
HAC Filename: 0Y1008031268.A3L	Test Dates: August 3 - 4, 2010	EUT Type: 850/1900 GSM/GPRS Phone with Bluetooth	Page 70 of 72	




Figure 16-1
Ear Reference Point HAC Phantom Alignment






Figure 16-2
HAC Phantom Plane Alignment

FCC ID: A3LSGHT255G		HAC (RF EMISSIONS) TEST REPORT	 Reviewed by: Quality Manager
HAC Filename: 0Y1008031268.A3L	Test Dates: August 3 - 4, 2010	EUT Type: 850/1900 GSM/GPRS Phone with Bluetooth	Page 71 of 72

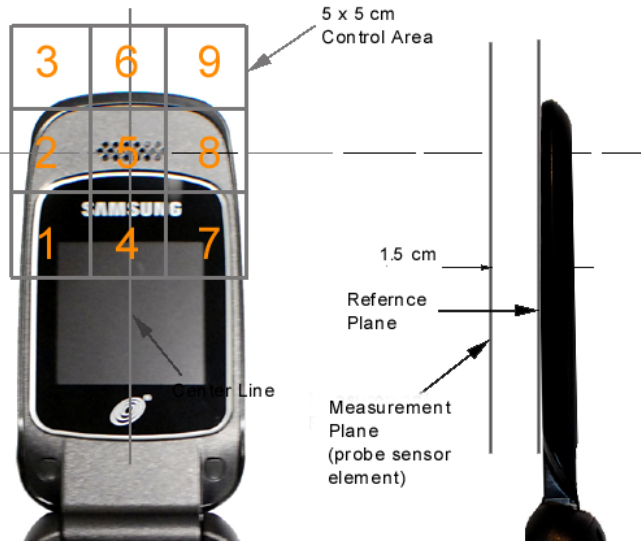


Figure 16-3
5x5 Scan grid above WD



Figure 16-4
E-Field WD Scan overlay



Figure 16-5
H-Field WD Scan overlay

FCC ID: A3LSGHT255G	PCTEST ENGINEERING LABORATORY, INC.	HAC (RF EMISSIONS) TEST REPORT	SAMSUNG	Reviewed by: Quality Manager
HAC Filename: 0Y1008031268.A3L	Test Dates: August 3 - 4, 2010	EUT Type: 850/1900 GSM/GPRS Phone with Bluetooth		Page 72 of 72