




## 12. TEST SETUP PHOTOGRAPHS



**Figure 12-1**  
**Test Setup for Wireless Device**



**Figure 12-2**  
**Test Setup for Wireless Device**

<b>FCC ID:</b> A3LSGHT249	 <b>PCTEST</b> ENGINEERING LABORATORY, INC.	<b>HAC (T-COIL) TEST REPORT</b>		<b>Reviewed by:</b> Quality Manager
<b>Filename:</b> 0Y1007131168.A3L	<b>Test Dates:</b> 7/15/2010	<b>EUT Type:</b> 850/1900 GSM/GPRS/EDGE Phone with Bluetooth		Page 35 of 36

### T-Coil Scan Overlay Magnetic Field Distributions



Axial





Radial H (Transverse)



Radial V (Longitudinal)

Note: final measurement locations are indicated by a cursor on the contour plots.

FCC ID: A3LSGHT249	 <small>ENGINEERING LABORATORY, INC.</small>	HAC (T-COIL) TEST REPORT	 Reviewed by: Quality Manager
Filename: 0Y1007131168.A3L	Test Dates: 7/15/2010	EUT Type: 850/1900 GSM/GPRS/EDGE Phone with Bluetooth	Page 36 of 36