



16. TEST PHOTOGRAPHS

See following Attached Pages for setup photographs.

FCC ID: A3LSGHT155G	 PCTEST ENGINEERING LABORATORY, INC.	HAC (RF EMISSIONS) TEST REPORT		Reviewed by: Quality Manager
HAC Filename: 0911102054.A3L	Test Dates: 11/11/2009	EUT Type: 850/1900 GSM/GPRS Phone	Page 70 of 72	




Figure 16-1
Ear Reference Point HAC Phantom Alignment






Figure 16-2
HAC Phantom Plane Alignment

FCC ID: A3LSGHT155G		HAC (RF EMISSIONS) TEST REPORT	 Reviewed by: Quality Manager
HAC Filename: 0911102054.A3L	Test Dates: 11/11/2009	EUT Type: 850/1900 GSM/GPRS Phone	Page 71 of 72

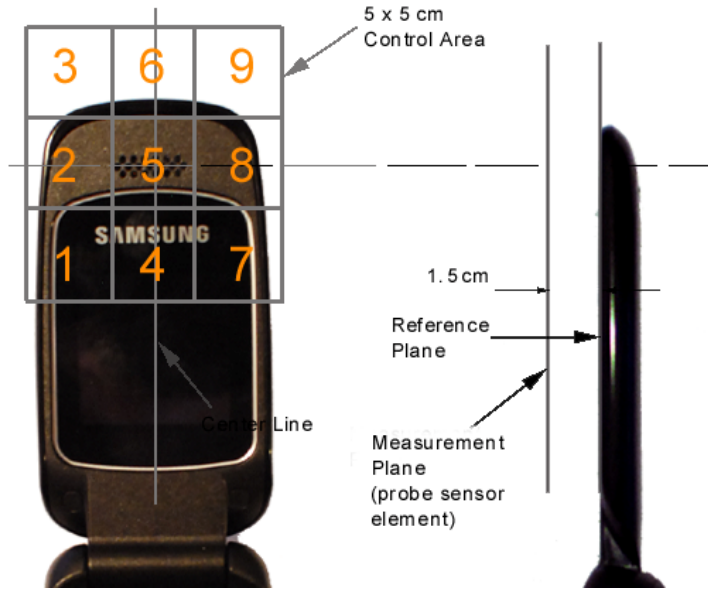


Figure 16-3
5x5 Scan grid above WD



Figure 16-4
E-Field WD Scan overlay



Figure 16-5
H-Field WD Scan overlay

FCC ID: A3LSGHT155G	PCTEST ENGINEERING LABORATORY, INC.	HAC (RF EMISSIONS) TEST REPORT	SAMSUNG	Reviewed by: Quality Manager
HAC Filename: 0911102054.A3L	Test Dates: 11/11/2009	EUT Type: 850/1900 GSM/GPRS Phone		Page 72 of 72