


APPENDIX D: SAR TEST SETUP PHOTOGRAPHS


FCC ID: A3LSGHS390G		SAR COMPLIANCE REPORT		Reviewed by: Quality Manager
Test Dates: 01/04/12 - 01/17/12	EUT Type: Portable Handset			Page D1 of D4




SAR Test Setup Photo 1: Right Touch



SAR Test Setup Photo 2: Right Tilt

FCC ID: A3LSGHS390G		SAR COMPLIANCE REPORT		Reviewed by: Quality Manager
Test Dates: 01/04/12 - 01/17/12	EUT Type: Portable Handset			Page D2 of D4




SAR Test Setup Photo 3: Left Touch





SAR Test Setup Photo 4: Left Tilt

FCC ID: A3LSGHS390G		SAR COMPLIANCE REPORT		Reviewed by: Quality Manager
Test Dates: 01/04/12 - 01/17/12	EUT Type: Portable Handset			Page D3 of D4



SAR Test Setup Photo 5: Body-Worn at 1.5 cm

Note: Headset Cable is connected to the device during body-worn SAR assessment, as seen above.

FCC ID: A3LSGHS390G		SAR COMPLIANCE REPORT		Reviewed by: Quality Manager
Test Dates: 01/04/12 - 01/17/12	EUT Type: Portable Handset			Page D4 of D4