



**EXTERNAL PHOTOGRAPHS**




	SAMSUNG ELECTRONICS CO., LTD. FCC ID: A3LSGHJ165L	Model: SGH-J165L
External Photos	EUT Type: 850/1900 GSM/EDGE / Cellular WCDMA Phone with Bluetooth	Page 1 of 4




 <p>PCTEST ENGINEERING LABORATORY, INC.</p>	SAMSUNG ELECTRONICS CO., LTD. FCC ID: A3LSGHJ165L	Model: SGH-J165L
External Photos	EUT Type: 850/1900 GSM/EDGE / Cellular WCDMA Phone with Bluetooth	Page 2 of 4



 <p>PCTEST ENGINEERING LABORATORY, INC.</p>	SAMSUNG ELECTRONICS CO., LTD. FCC ID: A3LSGHJ165L	Model: SGH-J165L
External Photos	EUT Type: 850/1900 GSM/EDGE / Cellular WCDMA Phone with Bluetooth	Page 3 of 4



 <b>PCTEST</b> ENGINEERING LABORATORY, INC.	SAMSUNG ELECTRONICS CO., LTD. FCC ID: A3LSGHJ165L	Model: SGH-J165L
External Photos	EUT Type: 850/1900 GSM/EDGE / Cellular WCDMA Phone with Bluetooth	Page 4 of 4