




# 13. TEST SETUP PHOTOGRAPHS




**Figure 13-1  
Test Setup for Wireless Device**



**Figure 13-2  
Test Setup for Wireless Device**

<b>FCC ID:</b> A3LSGHI927	 <b>PCTEST</b> <small>THE WAY WE DEVELOP, IT</small>	<b>HAC (T-COIL) TEST REPORT</b>		<b>Reviewed by:</b> Quality Manager
<b>Filename:</b> 0Y1106221055.A3L	<b>Test Dates:</b> 8/2/2011	<b>EUT Type:</b> 850/1900 GSM/GPRS/EDGE/WCDMA/HSPA Phone with BT and WLAN		Page 37 of 38





Axial

Radial H (Transverse)

Radial V (Longitudinal)

**Figure 13-3**  
**T-Coil Scan Overlay Magnetic Field Distributions**

Note: Final measurement locations are indicated by a cursor on the contour plots.

FCC ID: A3LSGHI927		HAC (T-COIL) TEST REPORT		Reviewed by: Quality Manager
Filename: 0Y1106221055.A3L	Test Dates: 8/2/2011	EUT Type: 850/1900 GSM/GPRS/EDGE/WCDMA/HSPA Phone with BT and WLAN		Page 38 of 38