

APPENDIX D: SAR TEST SETUP PHOTOGRAPHS


FCC ID: A3LSGHI727	 PCTEST ENGINEERING LABORATORY, INC.	SAR COMPLIANCE REPORT		Reviewed by: Quality Manager
Test Dates: 07/27/11 - 08/08/11	EUT Type: Portable Handset			Page i of vi




SAR Test Setup Photo 1 – Right Touch



SAR Test Setup Photo 2 – Right Tilt

FCC ID: A3LSGHI727	 PCTEST <small>ENGINEERING LABORATORY, INC.</small>	SAR COMPLIANCE REPORT	 Reviewed by: Quality Manager
Test Dates: 07/27/11 - 08/08/11	EUT Type: Portable Handset	Page ii of vi	




SAR Test Setup Photo 3 – Left Touch




SAR Test Setup Photo 4 - Left Tilt



FCC ID: A3LSGHI727	 PCTEST <small>ENGINEERING LABORATORY, INC.</small>	SAR COMPLIANCE REPORT	 Reviewed by: Quality Manager
Test Dates: 07/27/11 - 08/08/11	EUT Type: Portable Handset	Page iii of vi	



SAR Test Setup Photo 5 – Back at 1.0 cm




SAR Test Setup Photo 6 – Front at 1.0 cm


FCC ID: A3LSGHI727	 <small>ENGINEERING LABORATORY, INC.</small>	SAR COMPLIANCE REPORT	 Reviewed by: Quality Manager
Test Dates: 07/27/11 - 08/08/11	EUT Type: Portable Handset	Page iv of vi	



SAR Test Setup Photo 7 – Bottom at 1.0 cm




SAR Test Setup Photo 8 – Right at 1.0 cm

FCC ID: A3LSGHI727	 PCTEST <small>ENGINEERING LABORATORY, INC.</small>	SAR COMPLIANCE REPORT	 Reviewed by: Quality Manager
Test Dates: 07/27/11 - 08/08/11	EUT Type: Portable Handset	Page v of vi	




SAR Test Setup Photo 9 – Left at 1.0 cm



SAR Test Setup Photo 10 – Body-Worn at 1.0 cm

Note: Headset Cable is connected to the device during Body-Worn SAR assessment, as seen above.

FCC ID: A3LSGHI727	 <small>ENGINEERING LABORATORY, INC.</small>	SAR COMPLIANCE REPORT	 Reviewed by: Quality Manager
Test Dates: 07/27/11 - 08/08/11	EUT Type: Portable Handset	Page vi of vi	