

17. TEST PHOTOGRAPHS

See following Attached Pages for setup photographs.



FCC ID: A3LSGHI727	 PCTEST ENGINEERING LABORATORY, INC.	HAC (RF EMISSIONS) TEST REPORT		Reviewed by: Quality Manager
Filename: 0Y1107281312.A3L	Test Dates: August 8-9, 2011	EUT Type: Portable Handset		Page 78 of 80



Figure 17-1
Ear Reference Point HAC Phantom Alignment






Figure 17-2
HAC Phantom Plane Alignment

FCC ID: A3LSGHI727		HAC (RF EMISSIONS) TEST REPORT		Reviewed by: Quality Manager
Filename: 0Y1107281312.A3L	Test Dates: August 8-9, 2011	EUT Type: Portable Handset	Page 79 of 80	

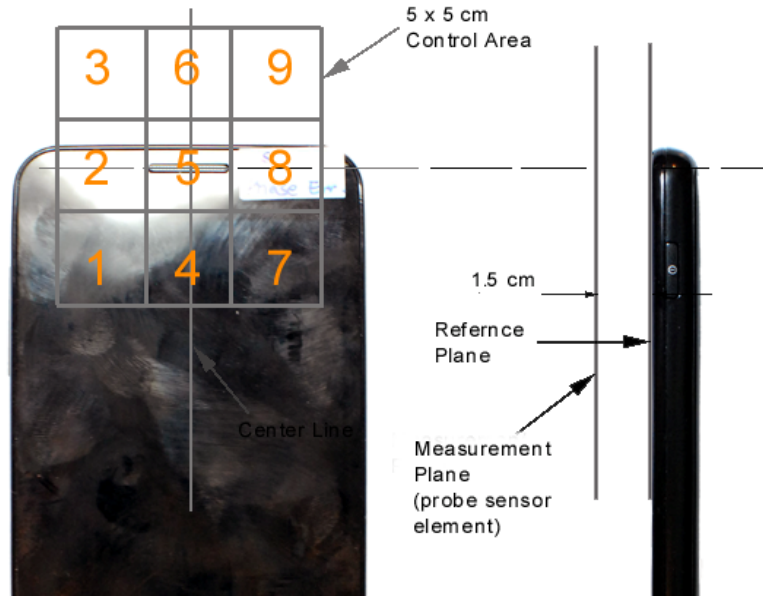


Figure 17-3 5x5 Scan grid above WD




Figure 17-4 E-Field WD Scan overlay

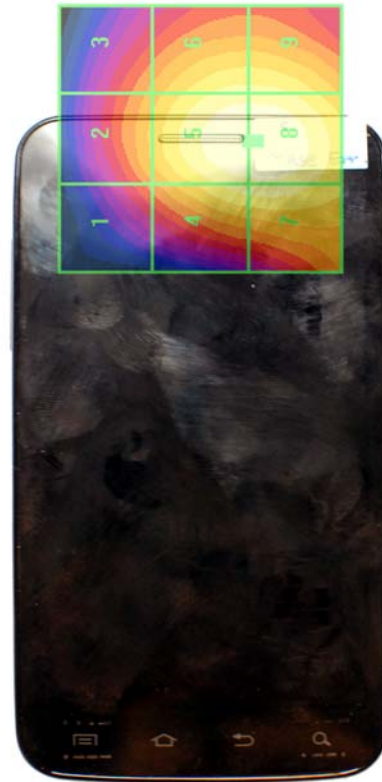


Figure 17-5 H-Field WD Scan overlay

FCC ID: A3LSGHI727	PCTEST ENGINEERING LABORATORY, INC.	HAC (RF EMISSIONS) TEST REPORT	SAMSUNG	Reviewed by: Quality Manager
Filename: OY1107281312.A3L	Test Dates: August 8-9, 2011	EUT Type: Portable Handset		Page 80 of 80