




## 17. TEST PHOTOGRAPHS

See following Attached Pages for setup photographs.



<b>FCC ID:</b> A3LSGHI627		<b>HAC (RF EMISSIONS) TEST REPORT</b>		<b>Reviewed by:</b> Quality Manager
<b>HAC Filename:</b> 0905181018.A3L	<b>Test Dates:</b> May 26 - 28, 2009	<b>EUT Type:</b> Cellular/PCS GSM/EDGE/WCDMA Phone with BT and WLAN		Page 75 of 77



**Figure 17-1**  
**Ear Reference Point HAC Phantom Alignment**



**Figure 17-2**  
**HAC Phantom Plane Alignment**

FCC ID: A3LSGHI627		HAC (RF EMISSIONS) TEST REPORT	 Reviewed by: Quality Manager
HAC Filename: 0905181018.A3L	Test Dates: May 26 - 28, 2009	EUT Type: Cellular/PCS GSM/EDGE/WCDMA Phone with BT and WLAN	Page 76 of 77

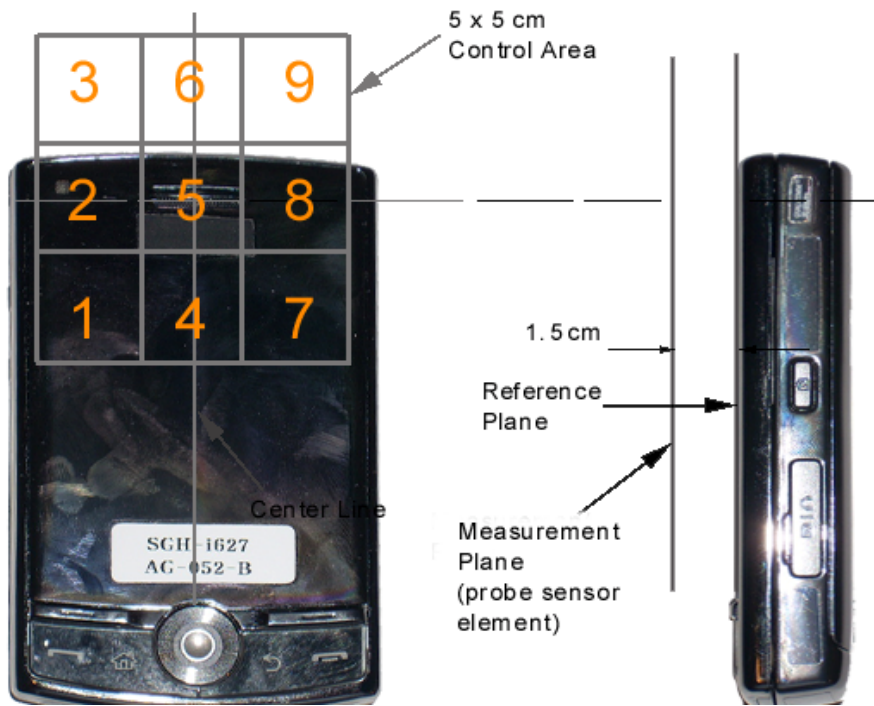


Figure 17-3 5x5 Scan grid above WD



Figure 17-4 E-Field WD Scan overlay



Figure 17-5 H-Field WD Scan overlay

FCC ID: A3LSGHI627	PCTEST Engineering Laboratory, Inc.	HAC (RF EMISSIONS) TEST REPORT	SAMSUNG	Reviewed by: Quality Manager
HAC Filename: 0905181018.A3L	Test Dates: May 26 - 28, 2009	EUT Type: Cellular/PCS GSM/EDGE/WCDMA Phone with BT and WLAN		Page 77 of 77