

Radiated Restricted Band Measurements

§15.205 / §15.209

Special attention is made for the EUT's harmonic and spurious radiated emission in the restricted bands of operations. The EUT was tested from 9kHz and up to the 10th harmonic of the fundamental frequency of the transmitter using CISPR quasi peak detector below 1GHZ. Above 1 GHz, average measurement was used, using RBW = 1MHz, VBW = 10Hz and linearly polarized horn antennas. All harmonics/spurs are at least 20dB below the highest emission in the authorized band using RBW = 100kHz. In addition, peak measurements were taken to ensure that the peak levels are not more than 20dB above the average limit. All out of band emissions, other than those created by the spreading sequence, data sequence, and the carrier modulation must not exceed the limits show in Table A-4 per Section 15.209.

Frequency	F/S [μV/m]	Measured Distance [Meters]
0.009 – 0.490 MHz	2400/F (kHz)	300
0.490 – 1.705 MHz	24000/F (kHz)	30
1.705 – 30.00 MHz	30	30
30.00 – 88.00 MHz	100	3
88.00 – 216.0 MHz	150	3
216.0 – 960.0 MHz	200	3
Above 960.0 MHz	500	3

Table A-4. Radiated Limits

TEST MEASUREMENT EQUIPMENT

Agilent E4448A	PSA Spectrum Analyzer 3Hz - 50GHz
HP 8566B	Spectrum Analyzer 100 Hz - 22GHz
HP 83017A	Microwave Preamplifier 40dB Gain (0.5 - 26.5GHz)
EMCO 3115	Horn Antenna (1 - 18GHz)
EMCO 3116	Horn Antenna (18GHz - 40GHz)
HP 8493B	10dB Attenuator
MicroCoax Cables	Low Loss Microwave Cables (1 - 26.5GHz)

PCTEST™ PT. 15.247 BT TEST REPORT		BLUETOOTH SUPPLEMENTAL DATA		Reviewed by: Quality Manager
Test Report S/N: 0607250635	Test Dates: July 26, 2006	EUT Type: Single-Band PCS GSM Phone with Bluetooth	FCC ID: A3LSGHI600	Page 1 of 3

Radiated Restricted Band Measurements (Cont'd)

§15.205 / §15.209

Mode: Bluetooth

Measurement Distance: 3 Meters

Operating Frequency: 2480MHz

Channel: 78

Frequency [MHz]	Level [dBm]	AFCL [dB]	Pol. [H/V]	Field Strength [dBμV/m]	Field Strength [μV/m]	Margin [dB]
2484.7	-113.71	30.81	V	24.10	16.03	-29.88
2486.3	-114.74	30.82	V	23.08	14.26	-30.90
2487.6	-114.25	30.83	H	23.58	15.10	-30.40
2494.1	-114.51	30.83	V	23.32	14.66	-30.66
2495.9	-114.19	30.85	H	23.66	15.24	-30.32
2496.5	-115.11	30.86	V	22.75	13.72	-31.23

Table A-8. Radiated Restricted Band Measurements at 3-meters

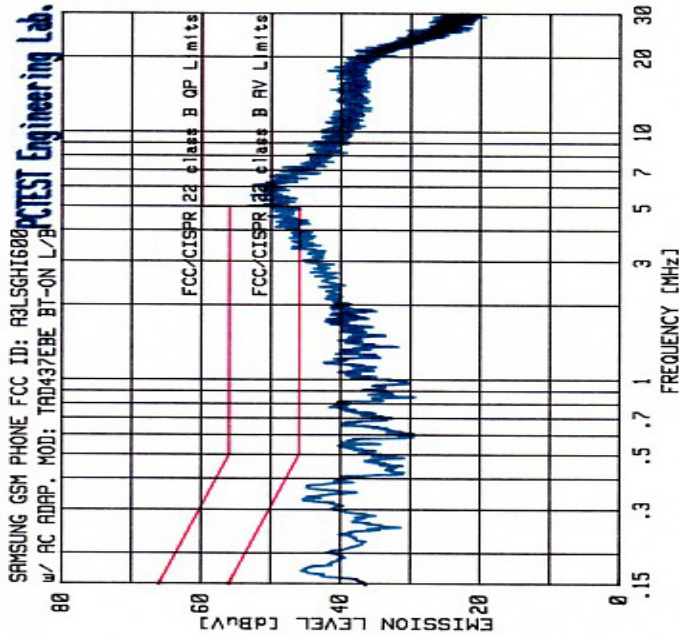
NOTES:

1. The antenna is manipulated through typical positions, polarity and length during the testing.
2. The EUT is supplied with the minimal AC voltage or/and a new/fully re-charged battery.
3. The spectrum is measured from 9kHz up to the 10th harmonic and the worst-case emissions are reported.
4. Above 1 GHz the limit is 500μV/m.
5. < -135 dBm is below the analyzer measurement floor level.
6. The peak emissions above 1 GHz are not more than 20 dB above the average limit.

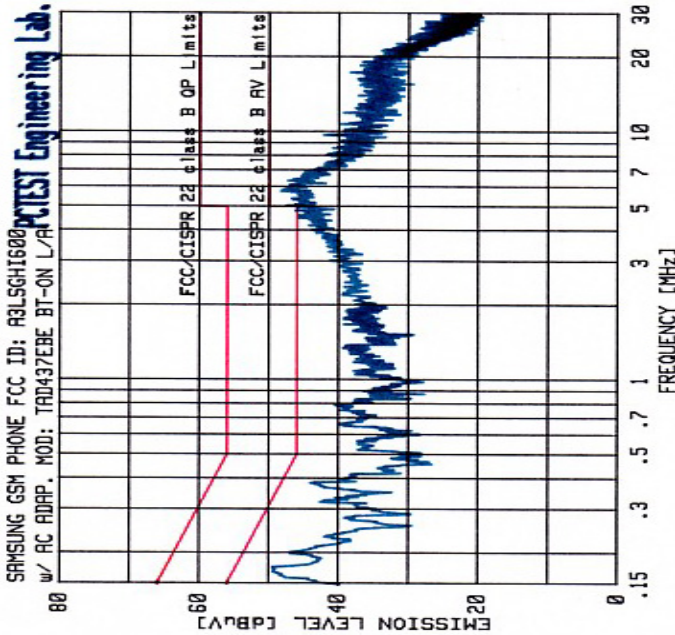
PCTEST™ PT. 15.247 BT TEST REPORT		BLUETOOTH SUPPLEMENTAL DATA		Reviewed by: Quality Manager
Test Report S/N: 0607250635	Test Dates: July 26, 2006	EUT Type: Single-Band PCS GSM Phone with Bluetooth	FCC ID: A3LSGHI600	Page 2 of 3

Line-Conducted Test Data

§15.207





No.	Freq. [MHz]	Quasi-Pk [dBuV]	Limit [dBuV]	Margin [dB]	Average [dBuV]	Limit [dBuV]	Margin [dB]
1	4.633	45.43	56.00	-10.57	35.42	46.00	-10.58
2	4.137	44.45	56.00	-11.55	34.68	46.00	-11.32
3	4.311	44.10	56.00	-11.90	35.59	46.00	-10.41
4	5.551	47.18	60.00	-12.82	37.38	50.00	-12.62
5	3.784	42.57	56.00	-13.43	33.25	46.00	-12.75
6	3.426	42.30	56.00	-13.70	32.77	46.00	-13.23
7	3.558	42.38	56.00	-13.62	33.22	46.00	-12.78
8	6.250	46.61	60.00	-13.39	36.59	50.00	-13.41
9	6.619	44.65	60.00	-15.35	34.87	50.00	-15.13
10	3.062	41.16	56.00	-14.84	31.87	46.00	-14.13



No.	Freq. [MHz]	Quasi-Pk [dBuV]	Limit [dBuV]	Margin [dB]	Average [dBuV]	Limit [dBuV]	Margin [dB]
1	4.801	42.02	56.00	-13.98	33.19	46.00	-12.81
2	5.072	41.78	56.00	-14.22	33.80	50.00	-16.20
3	4.446	40.46	56.00	-15.54	33.41	46.00	-12.59
4	4.610	41.51	56.00	-14.49	33.17	46.00	-12.83
5	4.149	40.43	56.00	-15.57	32.44	46.00	-13.56
6	6.372	42.38	60.00	-17.62	33.29	50.00	-16.71
7	3.755	38.54	56.00	-17.46	30.90	46.00	-15.10
8	3.377	41.30	58.34	-17.04	30.49	48.39	-17.90
9	3.478	38.92	56.00	-17.08	31.28	46.00	-14.72
10	3.366	37.67	56.00	-18.33	29.35	46.00	-16.65

Notes:

1. All Modes of operation were investigated and the worst-case emissions are reported.
2. The limit for Class B device(s) from 150kHz to 30MHz are Specified in EN55022.
3. Line A = Phase; Line B = Neutral
4. Deviations to the Specifications: None.

PCTEST™ PT. 15.247 BT TEST REPORT		BLUETOOTH SUPPLEMENTAL DATA			Reviewed by: Quality Manager
Test Report S/N: 0607250635	Test Dates: July 26, 2006	EUT Type: Single-Band PCS GSM Phone with Bluetooth	FCC ID: A3LSGHI600	Page 3 of 3	