




APPENDIX F: SAR TEST SETUP PHOTOGRAPHS



FCC ID A3LSGHI527		SAR EVALUATION REPORT		Reviewed by: Quality Manager
Test Dates: 05/06/13 - 06/13/13	DUT Type: Portable Handset			APPENDIX F: Page 1 of 9



SAR Test Setup Photo 1 - Right Cheek



SAR Test Setup Photo 2 - Right Tilt



FCC ID A3LSGHI527	 PCTEST ENGINEERING LABORATORY, INC.	SAR EVALUATION REPORT		Reviewed by: Quality Manager
Test Dates: 05/06/13 - 06/13/13	DUT Type: Portable Handset			APPENDIX F: Page 2 of 9




SAR Test Setup Photo 3 - Left Cheek



SAR Test Setup Photo 4 - Left Tilt



FCC ID A3LSGHI527	 PCTEST ENGINEERING LABORATORY, INC.	SAR EVALUATION REPORT		Reviewed by: Quality Manager
Test Dates: 05/06/13 - 06/13/13	DUT Type: Portable Handset			APPENDIX F: Page 3 of 9



SAR Test Setup Photo 5 - Back side at 10 mm



SAR Test Setup Photo 6 - Back side at 0 mm



FCC ID A3LSGHI527	 PCTEST ENGINEERING LABORATORY, INC.	SAR EVALUATION REPORT		Reviewed by: Quality Manager
Test Dates: 05/06/13 - 06/13/13	DUT Type: Portable Handset			APPENDIX F: Page 4 of 9
© 2013 PCTEST Engineering Laboratory, Inc.				REV 12.5 M 05/20/2013



SAR Test Setup Photo 7 - Front Side at 10 mm



SAR Test Setup Photo 8 - Front Side at 0 mm



FCC ID A3LSGHI527	 PCTEST ENGINEERING LABORATORY, INC.	SAR EVALUATION REPORT		Reviewed by: Quality Manager
Test Dates: 05/06/13 - 06/13/13	DUT Type: Portable Handset			APPENDIX F: Page 5 of 9
© 2013 PCTEST Engineering Laboratory, Inc.				REV 12.5 M 05/20/2013



SAR Test Setup Photo 9 - Top Edge at 10 mm




SAR Test Setup Photo 10 - Top Edge at 0 mm



FCC ID A3LSGHI527	 PCTEST ENGINEERING LABORATORY, INC.	SAR EVALUATION REPORT		Reviewed by: Quality Manager
Test Dates: 05/06/13 - 06/13/13	DUT Type: Portable Handset			APPENDIX F: Page 6 of 9



SAR Test Setup Photo 11 - Bottom Edge at 10 mm




SAR Test Setup Photo 12 - Right Edge at 10 mm



FCC ID A3LSGHI527		SAR EVALUATION REPORT		Reviewed by: Quality Manager
Test Dates: 05/06/13 - 06/13/13	DUT Type: Portable Handset			APPENDIX F: Page 7 of 9




SAR Test Setup Photo 13 - Right Edge at 0 mm





SAR Test Setup Photo 14 - Left Edge at 10 mm

FCC ID A3LSGHI527	 PCTEST ENGINEERING LABORATORY, INC.	SAR EVALUATION REPORT		Reviewed by: Quality Manager
Test Dates: 05/06/13 - 06/13/13	DUT Type: Portable Handset			APPENDIX F: Page 8 of 9



SAR Test Setup Photo 15 - Vertical and Horizontal Reference Lines

FCC ID A3LSGHI527	 PCTEST ENGINEERING LABORATORY, INC.	SAR EVALUATION REPORT		Reviewed by: Quality Manager
Test Dates: 05/06/13 - 06/13/13	DUT Type: Portable Handset			APPENDIX F: Page 9 of 9