




APPENDIX F: SAR TEST SETUP PHOTOGRAPHS



FCC ID: A3LSGHI337		SAR EVALUATION REPORT		Reviewed by: Quality Manager
Test Dates: 07/29/13 - 08/05/13	DUT Type: Portable Handset			APPENDIX F: Page 1 of 7



SAR Test Setup Photo 1 – Right Cheek



SAR Test Setup Photo 2 – Right Tilt


FCC ID: A3LSGHI337		SAR EVALUATION REPORT		Reviewed by: Quality Manager
Test Dates: 07/29/13 - 08/05/13	DUT Type: Portable Handset	APPENDIX F: Page 2 of 7		



SAR Test Setup Photo 3 – Left Cheek




SAR Test Setup Photo 4 – Left Cheek with Wireless Charging Cover



FCC ID: A3LSGHI337		SAR EVALUATION REPORT	Reviewed by: Quality Manager
Test Dates: 07/29/13 - 08/05/13	DUT Type: Portable Handset	APPENDIX F: Page 3 of 7	



SAR Test Setup Photo 5 – Left Tilt




SAR Test Setup Photo 6 – Back side at 1.0 cm



FCC ID: A3LSGHI337		SAR EVALUATION REPORT		Reviewed by: Quality Manager
Test Dates: 07/29/13 - 08/05/13	DUT Type: Portable Handset	APPENDIX F: Page 4 of 7		



SAR Test Setup Photo 6 – Back side at 1.0 cm with Wireless Charging Cover




SAR Test Setup Photo 7 – Front side


FCC ID: A3LSGHI337		SAR EVALUATION REPORT		Reviewed by: Quality Manager
Test Dates: 07/29/13 - 08/05/13	DUT Type: Portable Handset	APPENDIX F: Page 5 of 7		

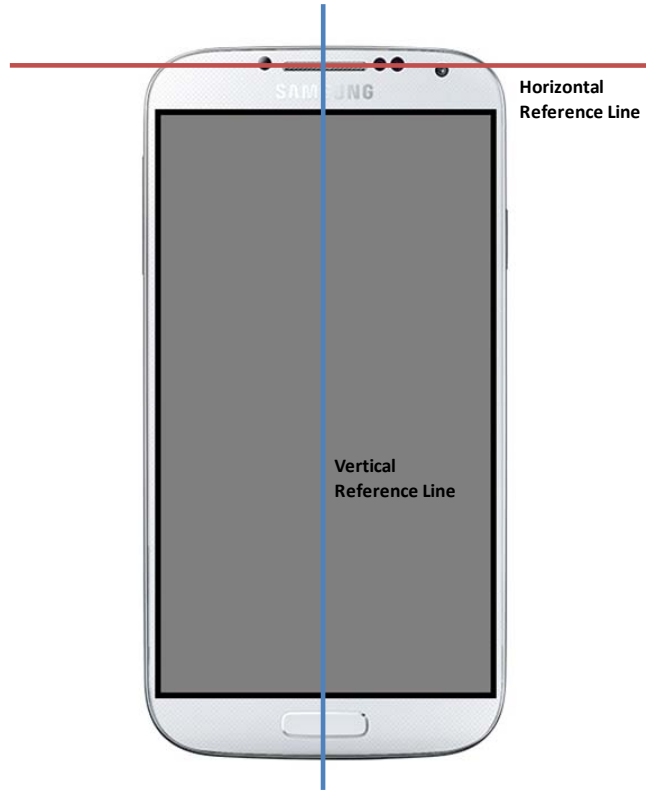


SAR Test Setup Photo 8 – Top Edge at 1.0 cm




SAR Test Setup Photo 9 – Right Edge at 1.0 cm

FCC ID: A3LSGHI337		SAR EVALUATION REPORT	Reviewed by: Quality Manager
Test Dates: 07/29/13 - 08/05/13	DUT Type: Portable Handset	APPENDIX F: Page 6 of 7	



SAR Test Setup Photo 10 – DUT Reference lines

FCC ID: A3LSGHI337		SAR EVALUATION REPORT	Reviewed by: Quality Manager
Test Dates: 07/29/13 - 08/05/13	DUT Type: Portable Handset	APPENDIX F: Page 7 of 7	