

**Client**                      **Samsung (Dymstec)**



**CALIBRATION CERTIFICATE**

Object(s)                      **ET3DV6 - SN:1734**  
 Calibration procedure(s)    **QA CAL-01.v2**  
    **Calibration procedure for dosimetric E-field probes**  
 Calibration date:              **February 2, 2004**  
 Condition of the calibrated item    **In Tolerance (according to the specific calibration document)**

This calibration certificate documents the traceability to national standards, which realize the physical units of measurements (SI).  
 The measurements and the uncertainties with confidence probability are given on the following pages and are part of the certificate.  
 All calibrations have been conducted in the closed laboratory facility: environment temperature 22 +/- 2 degrees Celsius and humidity < 75%.


Calibration Equipment used (M&TE critical for calibration)

Model Type	ID #	Cal Date (Calibrated by, Certificate No.)	Scheduled Calibration
Power meter EPM E4419B	GB41293874	2-Apr-03 (METAS, No 252-0250)	Apr-04
Power sensor E4412A	MY41495277	2-Apr-03 (METAS, No 252-0250)	Apr-04
Reference 20 dB Attenuator	SN: 5086 (20b)	3-Apr-03 (METAS, No. 251-0340)	Apr-04
Fluke Process Calibrator Type 702	SN: 6295803	8-Sep-03 (Sintrel SCS No. E-030020)	Sep-04
Power sensor HP 8481A	MY41092180	18-Sep-02 (SPEAG, in house check Oct-03)	In house check: Oct 05
RF generator HP 8684C	US3642U01700	4-Aug-99 (SPEAG, in house check Aug-02)	In house check: Aug-05
Network Analyzer HP 8753E	US37390585	18-Oct-01 (SPEAG, in house check Oct-03)	In house check: Oct 05

Calibrated by:                      **Nico Vetterli**                      **Technician**                        
 Approved by:                      **Katja Pokovic**                      **Laboratory Director**                      

Date issued: February 2, 2004

This calibration certificate is issued as an intermediate solution until the accreditation process (based on ISO/IEC 17025 International Standard) for Calibration Laboratory of Schmid & Partner Engineering AG is completed.

Checked by   
 04/01/2004  
 17

# Probe ET3DV6

## SN:1734

Manufactured:	September 27, 2002
Last calibrated:	December 16, 2002
Repaired:	January 14, 2004
Recalibrated:	February 2, 2004

Calibrated for DASY Systems

(Note: non-compatible with DASY2 system!)

## DASY - Parameters of Probe: ET3DV6 SN:1734

Sensitivity in Free Space		Diode Compression <sup>A</sup>		
NormX	1.59 $\mu\text{V}/(\text{V}/\text{m})^2$	DCP X	96	mV
NormY	1.52 $\mu\text{V}/(\text{V}/\text{m})^2$	DCP Y	96	mV
NormZ	1.55 $\mu\text{V}/(\text{V}/\text{m})^2$	DCP Z	96	mV

### Sensitivity in Tissue Simulating Liquid (Conversion Factors)

Please see Page 7.

### Boundary Effect

Head                    900 MHz      Typical SAR gradient: 5 % per mm

Sensor Center to Phantom Surface Distance		3.7 mm	4.7 mm
SAR <sub>be</sub> [%]	Without Correction Algorithm	7.9	4.2
SAR <sub>be</sub> [%]	With Correction Algorithm	0.1	0.2

Head                    1800 MHz      Typical SAR gradient: 10 % per mm

Sensor to Surface Distance		3.7 mm	4.7 mm
SAR <sub>be</sub> [%]	Without Correction Algorithm	12.2	8.5
SAR <sub>be</sub> [%]	With Correction Algorithm	0.1	0.3

### Sensor Offset

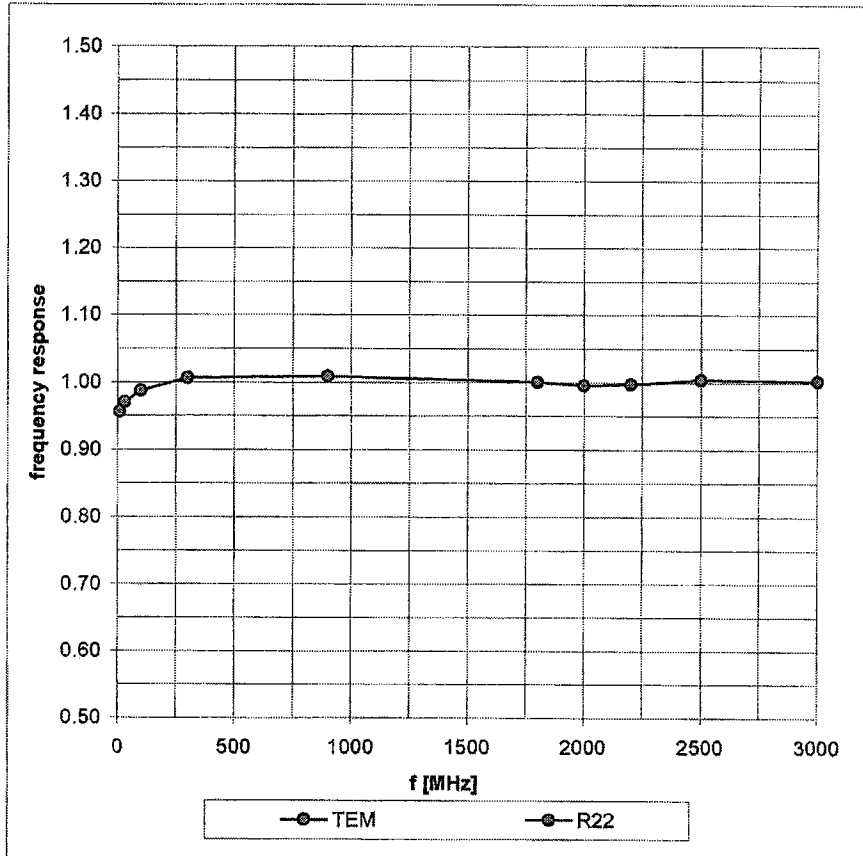
Probe Tip to Sensor Center	2.7 mm
Optical Surface Detection	in tolerance

The reported uncertainty of measurement is stated as the standard uncertainty of measurement multiplied by the coverage factor  $k=2$ , which for a normal distribution corresponds to a coverage probability of approximately 95%.

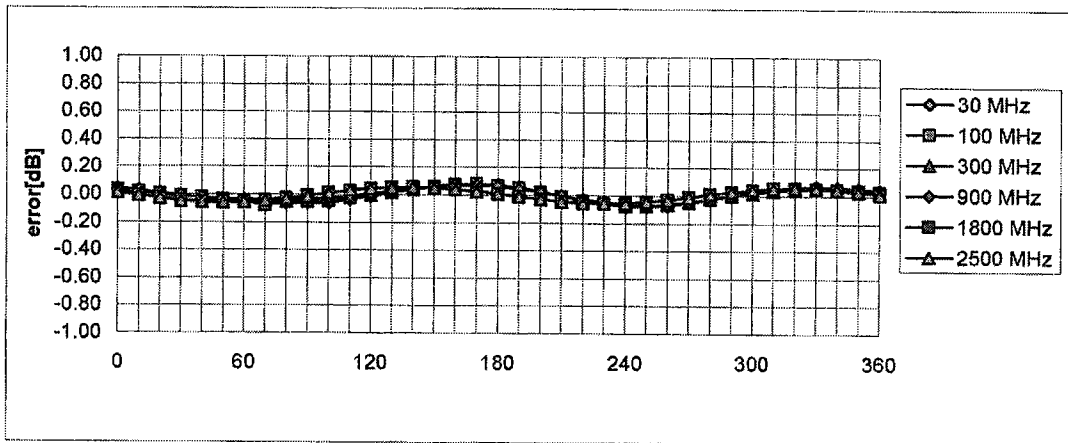
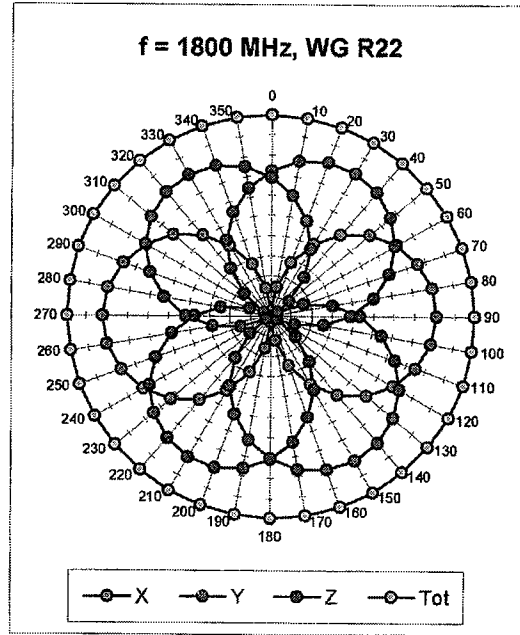
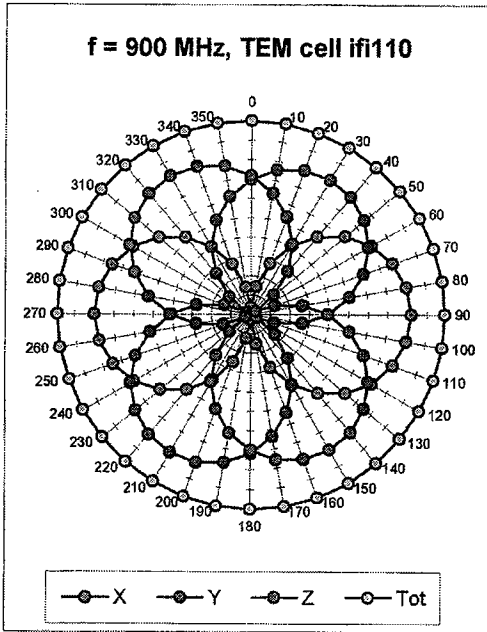
<sup>A</sup> numerical linearization parameter; uncertainty not required

# Frequency Response of E-Field

( TEM-Cell:ifi110, Waveguide R22)

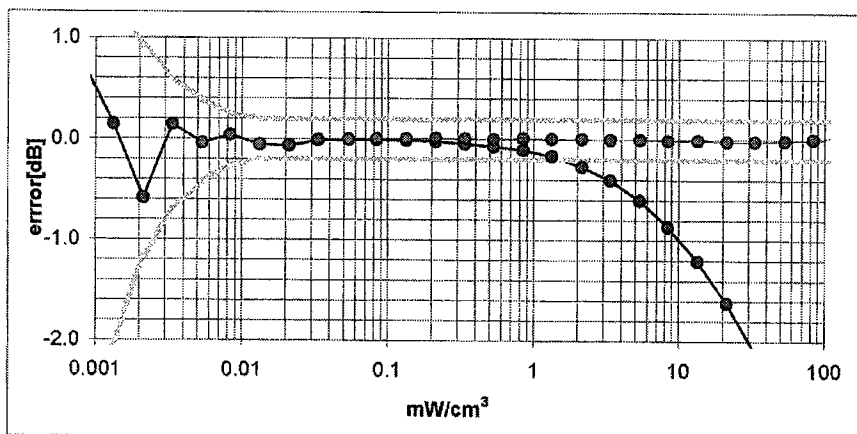
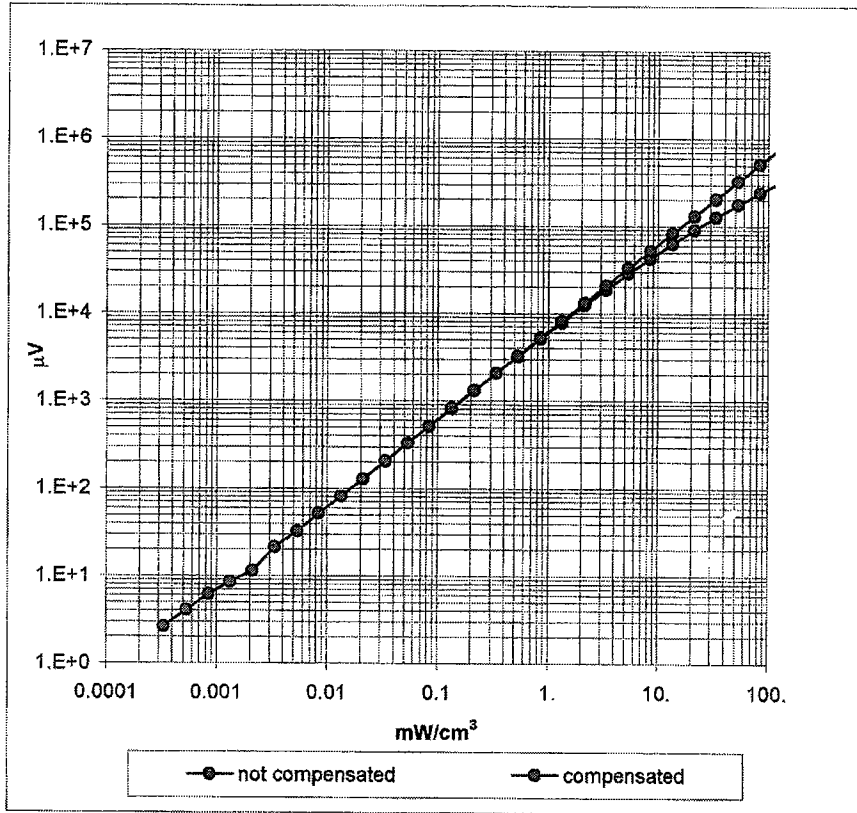


### Receiving Pattern ( $\phi$ ), $\theta = 0^\circ$



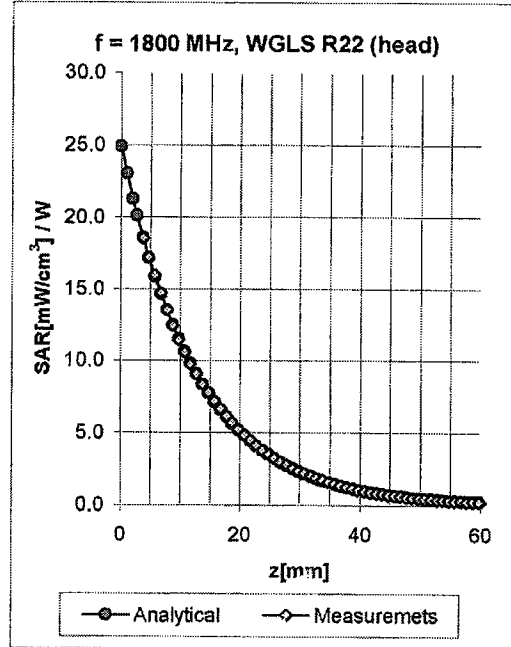
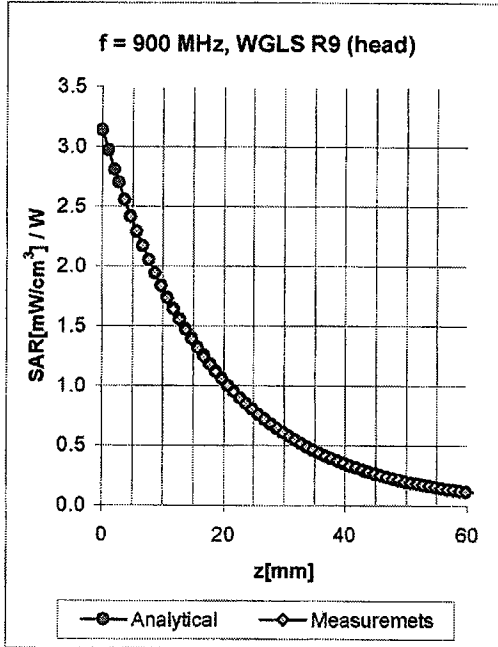
**Axial Isotropy Error  $< \pm 0.2$  dB**

### Dynamic Range f(SAR<sub>head</sub>) ( Waveguide R22 )



Probe Linearity <math>\pm 0.2\text{ dB}</math>

### Conversion Factor Assessment

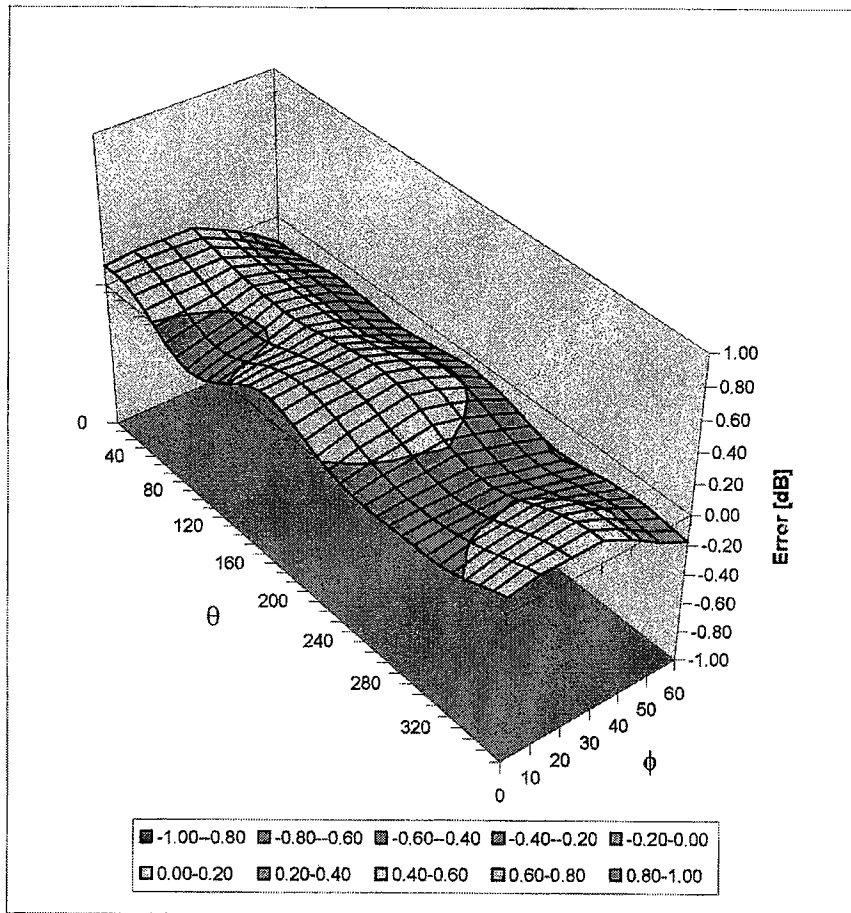


f [MHz]	Validity [MHz] <sup>B</sup>	Tissue	Permittivity	Conductivity	Alpha	Depth	ConvF Uncertainty
900	800-1000	Head	41.5 ± 5%	0.97 ± 5%	0.53	1.87	6.55 ± 11.3% (k=2)
1800	1710-1910	Head	40.0 ± 5%	1.40 ± 5%	0.43 /	2.70	5.28 ± 11.7% (k=2)
2000	1900-2100	Head	40.0 ± 5%	1.40 ± 5%	0.52	2.63	4.96 ± 11.3% (k=2)
835	750-950	Body	55.2 ± 5%	0.97 ± 5%	0.49	1.98	6.66 ± 11.9% (k=2)
1900	1800-2000	Body	53.3 ± 5%	1.52 ± 5%	0.57 /	2.74	4.69 ± 11.3% (k=2)
2000	1900-2100	Body	53.3 ± 5%	1.52 ± 5%	0.68	2.48	4.48 ± 11.3% (k=2)

<sup>B</sup> The total standard uncertainty is calculated as root-sum-square of standard uncertainty of the Conversion Factor at calibration frequency and the standard uncertainty for the indicated frequency band.

### Deviation from Isotropy in HSL

Error ( $\theta, \phi$ ),  $f = 900$  MHz



**Spherical Isotropy Error <math>\lt; \pm 0.4 dB**