



## 14. SETUP PHOTOGRAPHS

See following Attached Pages for setup photographs.

<b>PCTEST™ HAC REPORT</b>		<b>FCC MEASUREMENT REPORT</b>		<b>Reviewed by:</b> Quality Manager
<b>HAC Filename:</b> HAC.0509270662.A3L	<b>Test Dates:</b> September 29 - 30, 2005	<b>EUT Type:</b> PCS GSM Phone	<b>FCC ID:</b> A3LSGHD307	Page 61 of 65




Figure 30






Figure 31

<b>PCTEST™ HAC REPORT</b>		<b>FCC MEASUREMENT REPORT</b>		<b>Reviewed by:</b> Quality Manager
<b>HAC Filename:</b> HAC.0509270662.A3L	<b>Test Dates:</b> September 29 - 30, 2005	<b>EUT Type:</b> PCS GSM Phone	<b>FCC ID:</b> A3LSGHD307	Page 62 of 65