




## 12. TEST SETUP PHOTOGRAPHS



**Figure 12-1**  
**Test Setup for Wireless Device**



**Figure 12-2**  
**Test Setup for Wireless Device**

<b>FCC ID:</b> A3LSGHA167		<b>HAC (T-COIL) TEST REPORT</b>		<b>Reviewed by:</b> Quality Manager
<b>Filename:</b> 0812231773.A3L	<b>Test Dates:</b> 12/26/2008	<b>EUT Type:</b> 850/1900 GSM/GPRS Phone		Page 36 of 37

### T-Coil Scan Overlay Magnetic Field Distributions



Axial





Radial H (Transverse)



Radial V (Longitudinal)

Note: final measurement locations are indicated by a cursor on the contour plots.

FCC ID: A3LSGHA167		HAC (T-COIL) TEST REPORT		Reviewed by: Quality Manager
Filename: 0812231773.A3L	Test Dates: 12/26/2008	EUT Type: 850/1900 GSM/GPRS Phone	Page 37 of 37	