

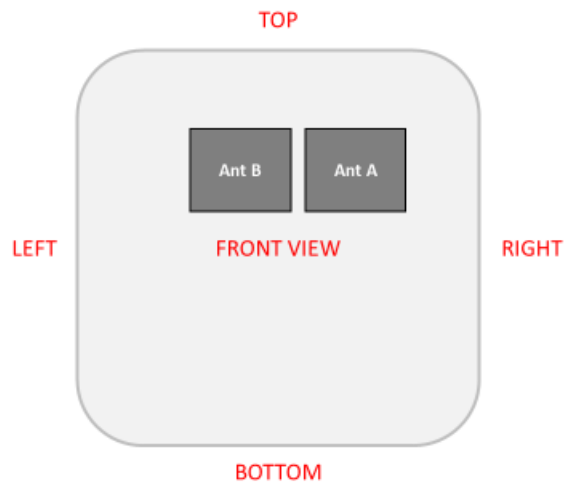


## APPENDIX D: DUT ANTENNA DIAGRAM & TEST SETUP PHOTOGRAPHS

<b>FCC ID:</b> A3LSFG-D0100	 <b>POWER DENSITY SUPPLEMENTAL EVALUATION REPORT</b> 	<b>Approved by:</b> Quality Manager
<b>Test Dates:</b> 03/12/2018 – 04/02/2018	<b>DUT Type:</b> Indoor Customer Premise Equipment (CPE)	<b>APPENDIX D:</b> Page 1 of 2





Note: Exact antenna dimensions and separation distances are shown in the Technical Descriptions in the FCC Filing.

**Figure F-1**  
**DUT Antenna Locations**



**Figure F-2**  
**Power Density Test Setup Photo: Front Side at 140mm**

FCC ID: A3LSFG-D0100	 <b>POWER DENSITY SUPPLEMENTAL EVALUATION REPORT</b> 	Approved by: Quality Manager
Test Dates: 03/12/2018 – 04/02/2018	DUT Type: Indoor Customer Premise Equipment (CPE)	APPENDIX D: Page 2 of 2