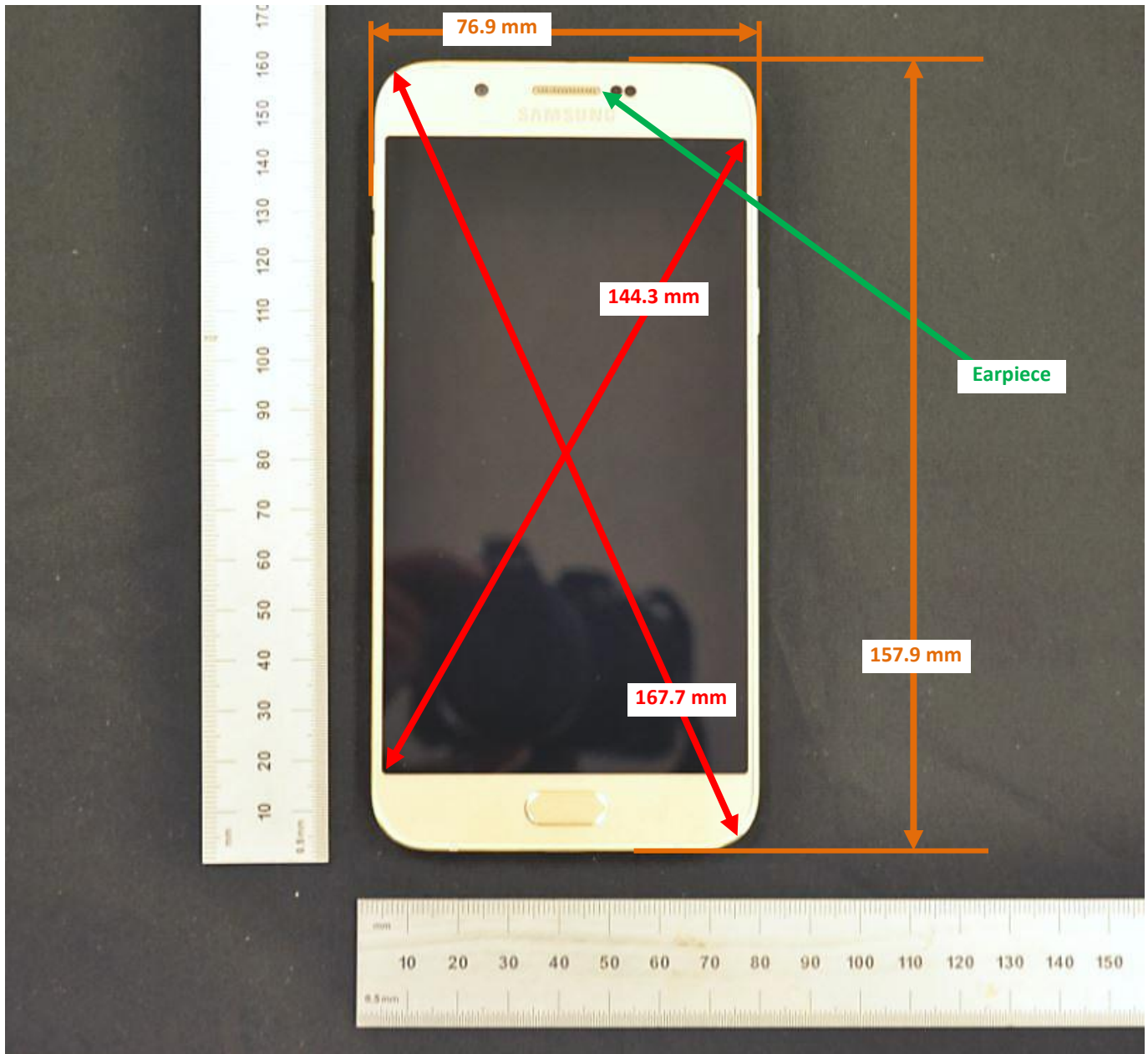


## DUT and SAR Set-up Photos

### Overall Dimensions



Front View of the DUT



Rear View of the DUT



## Setup Photos

Handset Vertical and Horizontal Reference Lines


Vertical  
Center Line




Horizontal  
Line

## Head Exposure Conditions


Left Touch




Left Tilt (15°)



Right Touch



Right Tilt (15°)



## Body-worn Accessory & Hotspot mode Exposure Conditions

Rear



Front



## Hotspot Exposure Conditions

Edge 1



Edge 2



Edge 3



Edge 4



## Antenna Dimensions & Separation Distances

- ① Wi-Fi / BT Ant (TX & RX)
- ② Main Ant (TX & RX)
  - GSM 850/1900
  - WCDMA Band V
  - LTE Band 5
  - LTE Band 13
  - LTE Band 17
  - LTE Band 26
  - LTE Band 41

