



## 10. SETUP PHOTOS

### RADIATED EMISSION BELOW 30 MHz FACE ON





RADIATED EMISSIONS BELOW 30MHz (FRONT)




RADIATED EMISSIONS BELOW 30MHz (BACK)




**RADIATED EMISSION ABOVE 30 MHz**




**TEMPERATURE CHAMBER ENVIRONMENT**



**AC MAINS LINE CONDUCTED EMISSION**





**END OF REPORT**