



APPENDIX F: SAR TEST SETUP PHOTOGRAPHS



FCC ID A3LSCL23		SAR EVALUATION REPORT		Reviewed by: Quality Manager
Test Dates: 02/10/14 - 03/01/14	DUT Type: Portable Handset			APPENDIX F: Page 1 of 6




SAR Test Setup Photo 1- Right Cheek




SAR Test Setup Photo 2- Right Tilt



FCC ID A3LSCL23		SAR EVALUATION REPORT		Reviewed by: Quality Manager
Test Dates: 02/10/14 - 03/01/14	DUT Type: Portable Handset	APPENDIX F: Page 2 of 6		



SAR Test Setup Photo 3- Left Cheek




SAR Test Setup Photo 4- Left Tilt



FCC ID A3LSCL23		SAR EVALUATION REPORT		Reviewed by: Quality Manager
Test Dates: 02/10/14 - 03/01/14	DUT Type: Portable Handset	APPENDIX F: Page 3 of 6		



SAR Test Setup Photo 5- Back Side at 1.0 cm



SAR Test Setup Photo 6 -Front Side at 1.0 cm



FCC ID A3LSCL23		SAR EVALUATION REPORT		Reviewed by: Quality Manager
Test Dates: 02/10/14 - 03/01/14	DUT Type: Portable Handset	APPENDIX F: Page 4 of 6		




SAR Test Setup Photo 7 –Top Edge at 1.0 cm

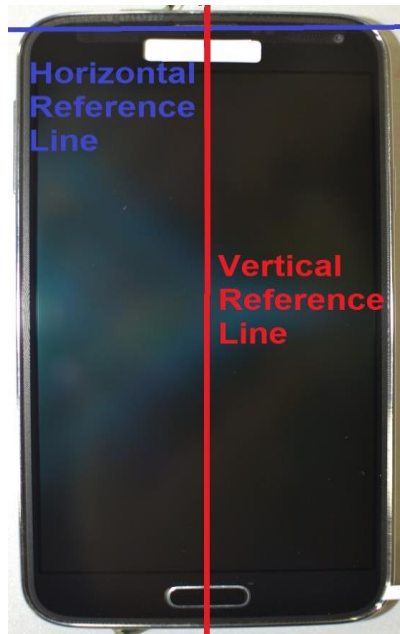


SAR Test Setup Photo 8- Bottom Edge at 1.0 cm



FCC ID A3LSCL23		SAR EVALUATION REPORT		Reviewed by: Quality Manager
Test Dates: 02/10/14 - 03/01/14	DUT Type: Portable Handset	APPENDIX F: Page 5 of 6		



SAR Test Setup Photo 9- Left Edge at 1.0 cm



SAR Test Setup Photo 10- Horizontal and Vertical Reference Lines

FCC ID A3LSCL23		SAR EVALUATION REPORT		Reviewed by: Quality Manager
Test Dates: 02/10/14 - 03/01/14	DUT Type: Portable Handset	APPENDIX F: Page 6 of 6		