




## 17. TEST PHOTOGRAPHS

See following Attached Pages for setup photographs.

<b>FCC ID:</b> A3LSCHU640		<b>HAC (RF EMISSIONS) TEST REPORT</b>		<b>Reviewed by:</b> Quality Manager
<b>HAC Filename:</b> 0906021119.A3L	<b>Test Dates:</b> 6/3/2009	<b>EUT Type:</b> Cellular/PCS CDMA/EvDO Phone with Bluetooth	Page 72 of 74	



**Figure 17-1**  
**Ear Reference Point HAC Phantom Alignment**



**Figure 17-2**  
**HAC Phantom Plane Alignment**



FCC ID: A3LSCHU640		HAC (RF EMISSIONS) TEST REPORT		Reviewed by: Quality Manager
HAC Filename: 0906021119.A3L	Test Dates: 6/3/2009	EUT Type: Cellular/PCS CDMA/EvDO Phone with Bluetooth	Page 73 of 74	



Figure 17-3  
5x5 Scan grid above WD



Figure 17-4  
E-Field WD Scan overlay



Figure 17-5  
H-Field WD Scan overlay

FCC ID: A3LSCHU640	PCTEST ENGINEERING LABORATORY, INC.	HAC (RF EMISSIONS) TEST REPORT	SAMSUNG	Reviewed by: Quality Manager
HAC Filename: 0906021119.A3L	Test Dates: 6/3/2009	EUT Type: Cellular/PCS CDMA/EvDO Phone with Bluetooth		Page 74 of 74