



13. TEST SETUP PHOTOGRAPHS

FCC ID: A3LSCHU365		HAC (T-COIL) TEST REPORT		Reviewed by: Quality Manager
Filename: 0Y1112282204.A3L	Test Dates: 12/30/2011	EUT Type: Portable Handset		Page 36 of 38




Figure 13-1
Test Setup for Wireless Device






Figure 13-2
Test Setup for Wireless Device

FCC ID: A3LSCHU365		HAC (T-COIL) TEST REPORT		Reviewed by: Quality Manager
Filename: 0Y1112282204.A3L	Test Dates: 12/30/2011	EUT Type: Portable Handset	Page 37 of 38	





Axial

Radial H (Transverse)

Radial V (Longitudinal)

Figure 13-3
T-Coil Scan Overlay Magnetic Field Distributions

Note: Final measurement locations are indicated by a cursor on the contour plots.

FCC ID: A3LSCHU365		HAC (T-COIL) TEST REPORT	 Reviewed by: Quality Manager
Filename: 0Y1112282204.A3L	Test Dates: 12/30/2011	EUT Type: Portable Handset	Page 38 of 38