



17. TEST PHOTOGRAPHS

See following Attached Pages for setup photographs.

FCC ID: A3LSCHU360	 PCTEST ENGINEERING LABORATORY, INC.	HAC (RF EMISSIONS) TEST REPORT		Reviewed by: Quality Manager
HAC Filename: 0Y1005140826.A3L	Test Dates: May 16-20, 2010	EUT Type: Cellular/PCS CDMA Phone with Bluetooth		Page 75 of 77




Figure 17-1
Ear Reference Point HAC Phantom Alignment






Figure 17-2
HAC Phantom Plane Alignment

FCC ID: A3LSCHU360		HAC (RF EMISSIONS) TEST REPORT	 Reviewed by: Quality Manager
HAC Filename: OY1005140826.A3L	Test Dates: May 16-20, 2010	EUT Type: Cellular/PCS CDMA Phone with Bluetooth	Page 76 of 77

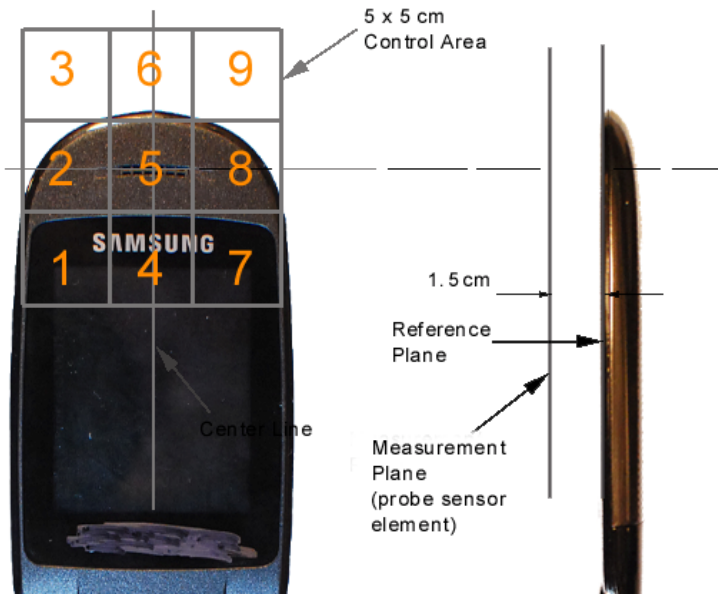


Figure 17-3
5x5 Scan grid above WD



Figure 17-4
E-Field WD Scan overlay



Figure 17-5
H-Field WD Scan overlay

FCC ID: A3LSCHU360	PCTEST ENGINEERING LABORATORY, INC.	HAC (RF EMISSIONS) TEST REPORT	SAMSUNG	Reviewed by: Quality Manager
HAC Filename: OY1005140826.A3L	Test Dates: May 16-20, 2010	EUT Type: Cellular/PCS CDMA Phone with Bluetooth		Page 77 of 77