

13. TEST SETUP PHOTOGRAPHS



Figure 13-1
Test Setup for Wireless Device






Figure 13-2
Test Setup for Wireless Device

FCC ID: A3LSCHU310	 <small>ENGINEERING LABORATORY, INC.</small>	HAC (T-COIL) TEST REPORT	 Reviewed by: Quality Manager
Filename: 0806230909.A3L	Test Dates: June 23 - 24, 2008	EUT Type: Cellular/PCS CDMA Phone	Page 34 of 35



Axial



Radial H (Transverse)

Radial V (Longitudinal)

Figure 13-3

T-Coil Scan Overlay Magnetic Field Distributions

Note: Final measurement locations are indicated by a cursor on the contour plots.

FCC ID: A3LSCHU310	 <small>Electronics Laboratory, Inc.</small>	HAC (T-COIL) TEST REPORT	 Reviewed by: Quality Manager
Filename: 0806230909.A3L	Test Dates: June 23 - 24, 2008	EUT Type: Cellular/PCS CDMA Phone	Page 35 of 35