



17. TEST PHOTOGRAPHS

See following Attached Pages for setup photographs.

FCC ID: A3LSCHU310	 PCTEST ENGINEERING LABORATORY, INC.	HAC (RF EMISSIONS) TEST REPORT		Reviewed by: Quality Manager
HAC Filename: 0806230908.A3L	Test Dates: June 23 - 24, 2008	EUT Type: Cellular/PCS CDMA Phone	Page 71 of 73	




Figure 17-1
Ear Reference Point HAC Phantom Alignment






Figure 17-2
HAC Phantom Plane Alignment

FCC ID: A3LSCHU310		HAC (RF EMISSIONS) TEST REPORT		Reviewed by: Quality Manager
HAC Filename: 0806230908.A3L	Test Dates: June 23 - 24, 2008	EUT Type: Cellular/PCS CDMA Phone	Page 72 of 73	

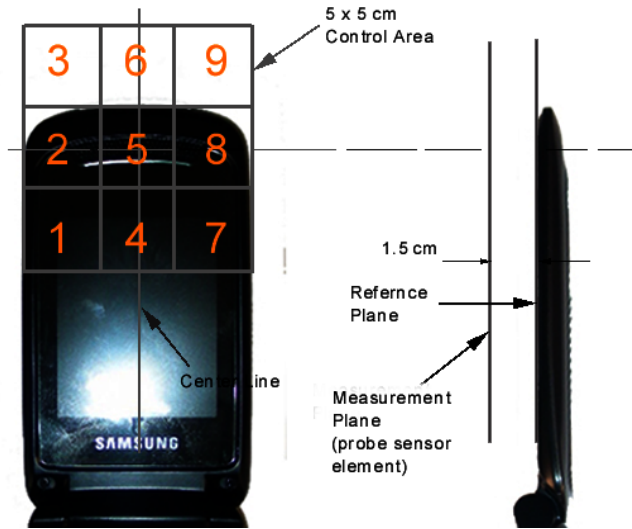


Figure 17-3
5x5 Scan grid above WD



Figure 17-4
E-Field WD Scan overlay



Figure 17-5
H-Field WD Scan overlay

FCC ID: A3LSCHU310	PCTEST ENGINEERING LABORATORY, INC.	HAC (RF EMISSIONS) TEST REPORT	SAMSUNG	Reviewed by: Quality Manager
HAC Filename: 0806230908.A3L	Test Dates: June 23 - 24, 2008	EUT Type: Cellular/PCS CDMA Phone		Page 73 of 73