







**9.0 TEST SETUP PHOTOGRAPHS**





<b>FCC ID:</b> A3LSCHS369		<b>FCC Pt. 15B MEASUREMENT REPORT (CERTIFICATION)</b>		<b>Reviewed by:</b> Quality Manager
<b>Test Report S/N:</b> 0711021261.A3L	<b>Test Dates:</b> November 5, 2007	<b>EUT Type:</b> Cellular CDMA Phone	Page 16 of 20	



<b>FCC ID:</b> A3LSCHS369		<b>FCC Pt. 15B MEASUREMENT REPORT (CERTIFICATION)</b>		<b>Reviewed by:</b> Quality Manager
<b>Test Report S/N:</b> 0711021261.A3L	<b>Test Dates:</b> November 5, 2007	<b>EUT Type:</b> Cellular CDMA Phone	Page 17 of 20	



<b>FCC ID:</b> A3LSCHS369		<b>FCC Pt. 15B MEASUREMENT REPORT (CERTIFICATION)</b>		<b>Reviewed by:</b> Quality Manager
<b>Test Report S/N:</b> 0711021261.A3L	<b>Test Dates:</b> November 5, 2007	<b>EUT Type:</b> Cellular CDMA Phone	Page 18 of 20	