






**SAR Test Setup Photo 1: Right Cheek with Standard Battery Cover**




**SAR Test Setup Photo 2: Right Cheek with Wireless Charging Cover**



<b>FCC ID:</b> A3LSCHR970C		<b>SAR EVALUATION REPORT</b>	<b>Reviewed by:</b> Quality Manager
<b>Test Dates:</b> 02/04/13 - 03/28/2013	<b>DUT Type:</b> Portable Handset		<b>APPENDIX F:</b> Page 2 of 9



**SAR Test Setup Photo 3: Right Tilt with Standard Battery Cover**




**SAR Test Setup Photo 4: Left Cheek with Standard Battery Cover**



<b>FCC ID:</b> A3LSCHR970C		<b>SAR EVALUATION REPORT</b>		<b>Reviewed by:</b> Quality Manager
<b>Test Dates:</b> 02/04/13 - 03/28/2013	<b>DUT Type:</b> Portable Handset			<b>APPENDIX F:</b> Page 3 of 9



**SAR Test Setup Photo 5: Left Cheek with Wireless Charging Cover**



**SAR Test Setup Photo 6: Left Tilt with Standard Battery Cover**



<b>FCC ID:</b> A3LSCHR970C		<b>SAR EVALUATION REPORT</b>	 <b>Reviewed by:</b> Quality Manager
<b>Test Dates:</b> 02/04/13 - 03/28/2013	<b>DUT Type:</b> Portable Handset	<b>APPENDIX F:</b> Page 4 of 9	




**SAR Test Setup Photo 7: Back Side with Standard Battery Cover**



**SAR Test Setup Photo 8: Back Side with Wireless Charging Cover**



<b>FCC ID:</b> A3LSCHR970C		<b>SAR EVALUATION REPORT</b>	 <b>Reviewed by:</b> Quality Manager
<b>Test Dates:</b> 02/04/13 - 03/28/2013	<b>DUT Type:</b> Portable Handset	<b>APPENDIX F:</b> Page 5 of 9	



**SAR Test Setup Photo 9: Front Side with Standard Battery Cover**



**SAR Test Setup Photo 10: Top Edge with Standard Battery Cover**



<b>FCC ID:</b> A3LSCHR970C		<b>SAR EVALUATION REPORT</b>		<b>Reviewed by:</b> Quality Manager
<b>Test Dates:</b> 02/04/13 - 03/28/2013	<b>DUT Type:</b> Portable Handset			<b>APPENDIX F:</b> Page 6 of 9




**SAR Test Setup Photo 11: Bottom Edge with Standard Battery Cover**



**SAR Test Setup Photo 12: Right Edge with Standard Battery Cover**


<b>FCC ID:</b> A3LSCHR970C		<b>SAR EVALUATION REPORT</b>		<b>Reviewed by:</b> Quality Manager
<b>Test Dates:</b> 02/04/13 - 03/28/2013	<b>DUT Type:</b> Portable Handset			<b>APPENDIX F:</b> Page 7 of 9



**SAR Test Setup Photo 13: Left Edge with Standard Battery Cover**





**SAR Test Setup Photo 14: Left Edge with Wireless Charging Cover**

<b>FCC ID:</b> A3LSCHR970C		<b>SAR EVALUATION REPORT</b>	<b>Reviewed by:</b> Quality Manager
<b>Test Dates:</b> 02/04/13 - 03/28/2013	<b>DUT Type:</b> Portable Handset	<b>APPENDIX F:</b> Page 8 of 9	



**SAR Test Setup Photo 15: Horizontal and Vertical Reference Lines**

<b>FCC ID:</b> A3LSCHR970C		<b>SAR EVALUATION REPORT</b>		<b>Reviewed by:</b> Quality Manager
<b>Test Dates:</b> 02/04/13 - 03/28/2013	<b>DUT Type:</b> Portable Handset			<b>APPENDIX F:</b> Page 9 of 9