



17. TEST PHOTOGRAPHS

See following Attached Pages for setup photographs.

FCC ID: A3LSCHR640		HAC (RF EMISSIONS) TEST REPORT		Reviewed by: Quality Manager
HAC Filename: 0Y1103080460.A3L	Test Dates: 3/2/11 - 3/9/11	EUT Type: Cell/PCS CDMA Phone with BT		Page 74 of 76




Figure 17-1
Ear Reference Point HAC Phantom Alignment






Figure 17-2
HAC Phantom Plane Alignment

FCC ID: A3LSCHR640		HAC (RF EMISSIONS) TEST REPORT		Reviewed by: Quality Manager
HAC Filename: 0Y1103080460.A3L	Test Dates: 3/2/11 - 3/9/11	EUT Type: Cell/PCS CDMA Phone with BT	Page 75 of 76	

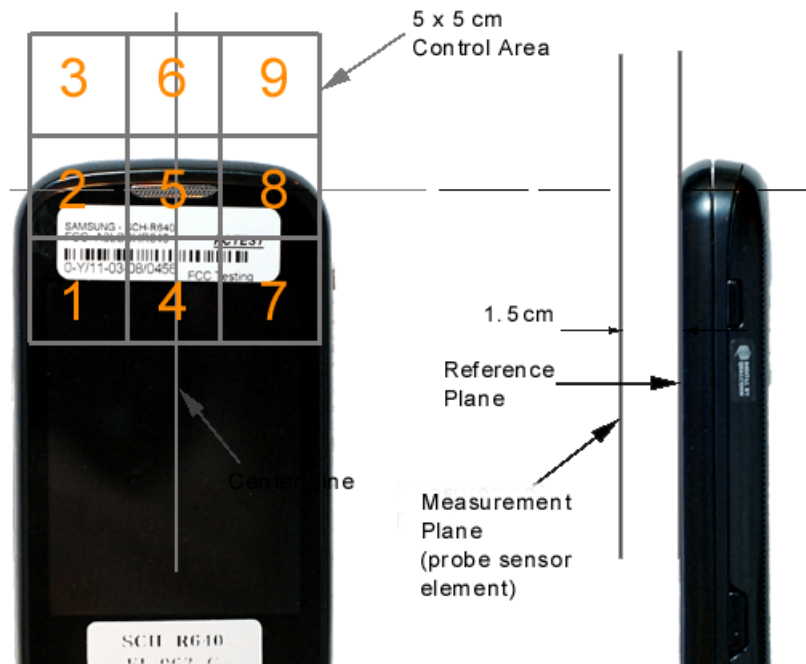


Figure 17-3
5x5 Scan grid above WD



Figure 17-4
E-Field WD Scan overlay



Figure 17-5
H-Field WD Scan overlay

FCC ID: A3LSCHR640	PCTEST ENGINEERING LABORATORY, INC.	HAC (RF EMISSIONS) TEST REPORT		Reviewed by: Quality Manager
HAC Filename: 0Y1103080460.A3L	Test Dates: 3/2/11 - 3/9/11	EUT Type: Cell/PCS CDMA Phone with BT		Page 76 of 76