



19 SAR TEST SETUP PHOTOGRAPHS



FCC ID: A3LSCHR640		SAR COMPLIANCE REPORT		Reviewed by: Quality Manager
Filename: 0Y1103080456.A3L	Test Dates: 03/08/11 - 03/14/11	EUT Type: Cellular/PCS CDMA Phone with Bluetooth	Page 29 of 32	



**Figure 19-1
SAR Test Setup Photo 1**



**Figure 19-2
SAR Test Setup Photo 2**

FCC ID: A3LSCHR640		SAR COMPLIANCE REPORT	 Reviewed by: Quality Manager
Filename: OY1103080456.A3L	Test Dates: 03/08/11 - 03/14/11	EUT Type: Cellular/PCS CDMA Phone with Bluetooth	Page 30 of 32



**Figure 19-3
SAR Test Setup Photo 3**



**Figure 19-4
SAR Test Setup Photo 4**





FCC ID: A3LSCHR640		SAR COMPLIANCE REPORT		Reviewed by: Quality Manager
Filename: OY1103080456.A3L	Test Dates: 03/08/11 - 03/14/11	EUT Type: Cellular/PCS CDMA Phone with Bluetooth	Page 31 of 32	



Figure 19-5
SAR Test Setup Photo 5

Note: Headset Cable is connected to the device during Body SAR assessment, as seen above.

FCC ID: A3LSCHR640		SAR COMPLIANCE REPORT	 Reviewed by: Quality Manager
Filename: 0Y1103080456.A3L	Test Dates: 03/08/11 - 03/14/11	EUT Type: Cellular/PCS CDMA Phone with Bluetooth	Page 32 of 32