



17. TEST PHOTOGRAPHS

See following Attached Pages for setup photographs.

FCC ID: A3LSCHR500	 PCTEST <small>engineering laboratory</small>	HAC (RF EMISSIONS) TEST REPORT		Reviewed by: Quality Manager
HAC Filename: 0703090180.A3L	Test Dates: March 15 - 16, 2007	EUT Type: Cellular/PCS CDMA Phone with Bluetooth and EvDO	Page 68 of 70	






Figure 17-1
Ear Reference Point HAC Phantom Alignment



Figure 17-2
HAC Phantom Plane Alignment

FCC ID: A3LSCHR500	 PCTEST Engineering Laboratory	HAC (RF EMISSIONS) TEST REPORT	 SAMSUNG	Reviewed by: Quality Manager
HAC Filename: 0703090180.A3L	Test Dates: March 15 - 16, 2007	EUT Type: Cellular/PCS CDMA Phone with Bluetooth and EvDO		Page 69 of 70

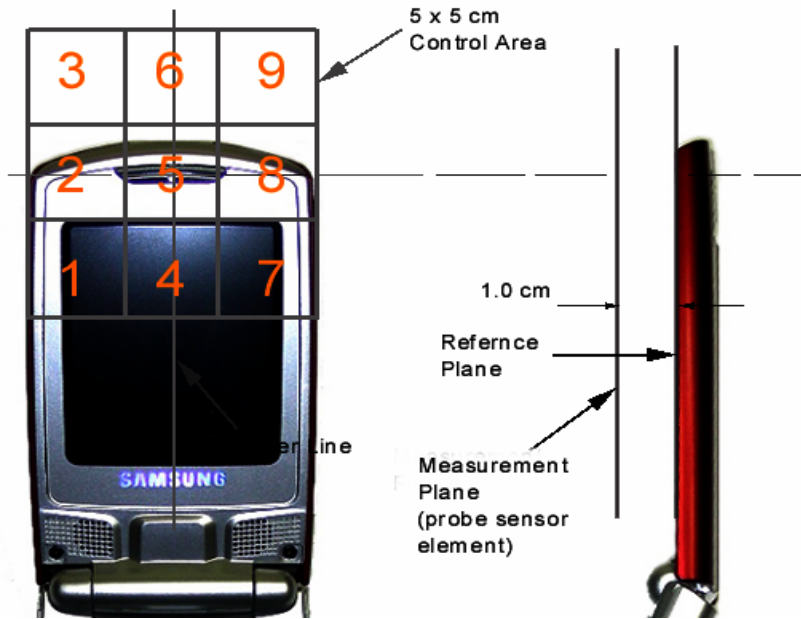


Figure 17-3
5x5 Scan grid above WD



Figure 17-4
E-Field WD Scan overlay



Figure 17-5
H-Field WD Scan overlay

FCC ID: A3LSCHR500	PCTEST engineering laboratory	HAC (RF EMISSIONS) TEST REPORT	SAMSUNG	Reviewed by: Quality Manager
HAC Filename: 0703090180.A3L	Test Dates: March 15 - 16, 2007	EUT Type: Cellular/PCS CDMA Phone with Bluetooth and EvDO		Page 70 of 70